

Mutual Fund Transfer

✓ Use this form to:

- Transfer assets to T. Rowe Price Mutual Funds from another institution or to transfer a T. Rowe Price SEP-IRA or SIMPLE IRA to a T. Rowe Price Traditional IRA.

✗ Do not use this form to:

- Transfer brokerage assets in kind. Use the [Brokerage Transfer](#) form.
- Transfer T. Rowe Price mutual fund shares in kind from another institution. Use the [Mutual Fund Transfer In Kind](#) form.
- Transfer into a SEP-IRA or SIMPLE IRA with T. Rowe Price. Use the [Employer-Sponsored Retirement Plan Participant Transfer-In](#) or [403\(b\) Exchange-In](#) form.

Mail to:

T. Rowe Price
P.O. Box 17150
Baltimore, MD 21297-1150

Express delivery only:

T. Rowe Price Mail Code 17150
4515 Painters Mill Road
Owings Mills, MD 21117-4903



This stamp indicates a signature guarantee is required.



This paper clip indicates you may need to attach documentation.

Helpful Facts

Complete a separate [Mutual Fund Transfer](#) form for each account type, account number, or delivering institution. Additional forms can be obtained by copying this original, visiting [troweprice.com](#), or by calling the number on the bottom of the page.

Provide a copy of the most recent statement for the account being transferred.

List ALL names exactly as they appear on the receiving T. Rowe Price account and the account being transferred, including any trustees.

For UGMA/UTMA accounts, list the minor (Owner) first, then the custodian (Joint Owner).

Check the appropriate box for the type of account held at the delivering firm. All account owners must sign this form.

Include your resigning institution's account number(s) in Section 2 of this form to ensure your account is transferred properly. Failure to include the account number(s) will result in a delay in completing your transfer request.

If there is ANY difference in the account type between your T. Rowe Price account and the account into which you are transferring, please contact T. Rowe Price BEFORE submitting this form.

Pre-liquidation

Some clearing firms, such as National Financial Services (NFS), Pershing, TD Ameritrade, JP Morgan Securities, and or LPL Financial, will NOT process written liquidation/transfer instructions. If your account clears through one of the aforementioned clearing firms, please contact your broker to convert the assets being transferred into cash.

Taxable Account Transfers

Any gains on taxable assets liquidated, may be subject to capital gains tax.

Fees

T. Rowe Price will not charge a fee to transfer assets. Contact your current financial institution to find out if they will charge an outgoing transfer fee.

For New Accounts

If you are establishing a new account, visit [troweprice.com/newaccount](#) to open a new account, or enclose an [IRA New Account](#) form or a [Mutual Fund New Account](#) form.

Allocation Instructions for Existing Accounts

T. Rowe Price mutual fund investment allocation instructions should be included in Section 1 of this form.

Partial Liquidation

Indicate the dollar amount or the number of shares you would like transferred for each investment.



Mutual Fund Transfer

1

T. Rowe Price Account

Owner Name	Social Security Number (SSN)
Joint Owner Name (if applicable)	Phone

Inherited IRA Asset Transfer

Complete this section if the assets are coming from an Inherited IRA.

Provide deceased IRA owner's information:

Name	SSN
------	-----

T. Rowe Price Mutual Fund Name	Allocation %
	%
	%
	%
	%
	%
	%
	%

Total = 100%

☐ For more investments, check this box and attach a [separate page](#).

2

Transfer Instructions

Delivering Institution Name*	Phone	
Mailing Address		
City	State	ZIP Code

*Not applicable if transfer is from a T. Rowe Price SEP-IRA or SIMPLE IRA (Option D)

Check Transferring Firm Account Type (only one applies):

Taxable Account

☐ Individual ☐ Joint ☐ UGMA/UTMA
☐ Trust ☐ Estate ☐ Corporate or Other Entity

IRA

☐ Traditional IRA ☐ Traditional Inherited IRA ☐ SEP-IRA
☐ Rollover IRA ☐ Roth Inherited IRA ☐ Roth IRA
☐ SIMPLE IRA (only if at least two years since the first contribution was credited)

STOP

 Required - Complete transfer option(s) below

A: Full Liquidation—Transfer From Account(s) Listed Below

1. Investment Name	Account Number/Plan ID
2. Investment Name	Account Number/Plan ID
3. Investment Name	Account Number/Plan ID

☐ For more investments, check this box and attach a [separate page](#).

B: Partial Liquidation—Transfer Dollar Amount or Number of Shares Listed Below

1. Investment Name	Account Number/Plan ID	Dollar Amount	Number of Shares
2. Investment Name	Account Number/Plan ID	Dollar Amount	Number of Shares
3. Investment Name	Account Number/Plan ID	Dollar Amount	Number of Shares

☐ For more investments, check this box and attach a [separate page](#).

C: Certificate of Deposit (CD)

Only complete this section if the investment is a CD.

Liquidation time frame:

☐ Immediately. I agree to pay any early withdrawal fees.

☐ Upon maturity (mm/dd/yyyy)

NOTE: Liquidating a CD prior to maturity may result in an early withdrawal penalty. In order to transfer at the maturity date, this form must be received 15–30 days prior to maturity.

D: Internal Transfer From a T. Rowe Price SEP-IRA or SIMPLE IRA

Indicate in Amount column All Assets or Dollar Amount. Complete the allocation instructions in Section 1.

1. Investment Name	Plan ID	Amount
2. Investment Name	Plan ID	Amount
3. Investment Name	Plan ID	Amount

3 Signatures

- I hereby authorize this liquidation from my current financial institution to invest in my T. Rowe Price account(s) designated on this form. If I am transferring an IRA, I certify that the IRA I am transferring assets from (unless transferring a SEP-IRA or SIMPLE IRA to a Traditional IRA) is the same type of IRA account that I have designated to receive these assets. I understand that T. Rowe Price cannot serve as custodian for IRA assets held at other institutions.
 - I agree to be bound by the terms of the prospectus for each T. Rowe Price mutual fund in which I am investing. I have the authority and legal capacity to purchase mutual funds and am of legal age in my state.
 - I understand that, if I elected to have my assets wired to T. Rowe Price in accordance with the wiring instructions on this form or sent via overnight delivery, an outgoing wire fee or express delivery fee may be assessed by my current custodian.
- ☐ Please check box if you would like T. Rowe Price to request a wire transfer. Your current institution may charge an outgoing wire fee.



3A Account Owners Sign Below

A signature guarantee is required if the delivering institution requires it. 

Enclose a complete copy of your most recent statement dated within 90 days.

Verify with the transferring institution that assets will be liquidated per instructions above and transferred in cash.

Signatures and Date Required

Owner/Authorized Person	Today's Date (mm/dd/yyyy)
 X	
Joint Owner	Today's Date (mm/dd/yyyy)
 X	


Signature Guarantee

You can obtain the Medallion signature guarantee from most banks, savings institutions, or broker-dealers. We cannot accept guarantees from notaries public or non-Medallion guarantors. The level of coverage provided by the guarantor's stamp must cover the dollar amount of the transaction or it may be rejected.

Medallion Signature Guarantee—Place Medallion Stamp Below

Official Institutional Use Only—Letter of Acceptance/Payment Instructions

Dear Delivering Institution: Please accept this form as your authorization to immediately liquidate the assets listed in Section 2. Send the proceeds from the sale of the assets to T. Rowe Price. If this is an IRA transfer, T. Rowe Price maintains an IRA (under Internal Revenue Code Section 408 or 408A) for this individual and will deposit the transferred assets into the type of IRA checked below. If the money being transferred is from a SEP-IRA or SIMPLE IRA, T. Rowe Price will deposit the assets into a Traditional IRA. If the money being transferred is from Inherited IRA assets, T. Rowe Price will deposit the assets into an Inherited IRA or Roth Inherited IRA as instructed.

Official T. Rowe Price Authorized Signature	Date (mm/dd/yyyy)
 X	
Title	

- ☐ **Mail proceeds to:**
T. Rowe Price | P.O. Box 17150 | Baltimore, MD 21297-1150

Make check payable to: T. Rowe Price Trust Company TOA

Owner's Name
Reference the Following Tracking Number on the Check

☐ **Wire proceeds to:**

Receiving Bank: Bank of New York, N.A. (New York)
Receiving Bank ABA#: 021000018
Beneficiary: T. Rowe Price
Beneficiary Account: 8900624809
Originator to Beneficiary Information:

Owner's Name
Tracking Number

☐ **Overnight redemption proceeds to:**

T. Rowe Price Mail Code 17150 | 4515 Painters Mill Road | Owings Mills, MD 21117-4903

Receiving account type:

Taxable account		
<input type="checkbox"/> Individual	<input type="checkbox"/> Joint	<input type="checkbox"/> UGMA/UTMA
<input type="checkbox"/> Trust	<input type="checkbox"/> Estate	<input type="checkbox"/> Corporate or Other Entity

IRA

- | | | |
|--|--|--|
| <input type="checkbox"/> Traditional IRA | <input type="checkbox"/> Roth IRA | <input type="checkbox"/> Traditional Inherited IRA |
| <input type="checkbox"/> Rollover IRA | <input type="checkbox"/> Roth Rollover IRA | <input type="checkbox"/> Roth Inherited IRA |



Mutual Fund Transfer–Attachment

Additional Fund Selections

T. Rowe Price Mutual Fund Name	Amount
	%
	%
	%
	%
	%
	%
	%
	%

A: Full Liquidation—Transfer From Account(s) Listed Below	
1. Investment Name	Account Number/Plan ID
2. Investment Name	Account Number/Plan ID
3. Investment Name	Account Number/Plan ID

B: Partial Liquidation—Transfer Dollar Amount or Number of Shares Listed Below			
1. Investment Name	Account Number/Plan ID	Dollar Amount	Number of Shares
2. Investment Name	Account Number/Plan ID	Dollar Amount	Number of Shares
3. Investment Name	Account Number/Plan ID	Dollar Amount	Number of Shares

C: Certificate of Deposit (CD)

Only complete this section if the investment is a CD.

Liquidation time frame:

☐ Immediately. I agree to pay any early withdrawal fees.

☐ Upon maturity (mm/dd/yyyy)

NOTE: Liquidating a CD prior to maturity may result in an early withdrawal penalty. In order to transfer at the maturity date, this form must be received 15–30 days prior to maturity.

D: Internal Transfer From a T. Rowe Price SEP-IRA or SIMPLE IRA		
Indicate in Amount column All Assets or Dollar Amount. Complete the allocation instructions in Section 1.		
1. Investment Name	Plan ID	Amount
2. Investment Name	Plan ID	Amount
3. Investment Name	Plan ID	Amount

