



# T. Rowe Price

## FACT SHEET

# Retirement Blend 2025 Fund

As of March 31, 2024

Portfolio Manager:	Managed Fund Since:	Joined Firm:
Wyatt Lee	2021	1999
Kim DeDominicis	2021	2000
Andrew Jacobs van Merlen	2021	2000

## FUND INFORMATION

Symbol	TBLVX
CUSIP	872797568
Inception Date of Fund	July 26, 2021
Benchmark	S&P Target Date 2025 Index
Expense Information (as of the most recent Prospectus)	0.38%
Fiscal Year End	May 31
12B-1 Fee	–
Portfolio Holdings Turnover†	27.9%
Total Assets (all share classes)	\$255,503,392

†Portfolio Turnover represents 1 year period ending 12/31/23.

## INVESTMENT OBJECTIVE AND STRATEGY

The fund seeks the highest total return over time consistent with an emphasis on both capital growth and income.

The fund is actively managed and invests in a diversified portfolio of other T. Rowe Price stock and bond funds that represent various asset classes and sectors.

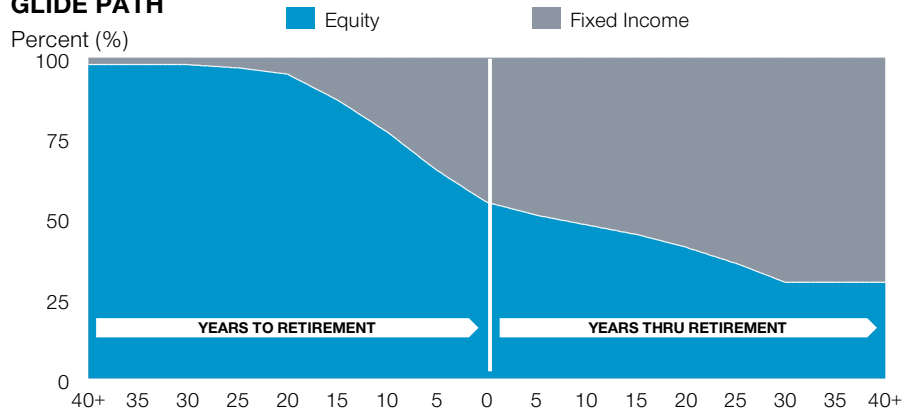
The fund's allocation between T. Rowe Price stock and bond funds will change over time in relation to its target retirement date.

## BENEFITS AND RISKS

The fund provides a simplified option for retirement investing, including professional management, broad-based diversification, and low-cost management fees.

The asset allocations are based on what T. Rowe Price considers broadly appropriate to investors at specific stages of their retirement planning.

## GLIDE PATH



## PERFORMANCE

(NAV, total return)

	Three Months	One Year	Annualized Since Inception 7/26/21
Retirement Blend 2025 Fund	4.75%	14.38%	1.54%
S&P Target Date 2025 Index	3.44	11.60	1.60

**Performance data quoted represents past performance and is not a reliable indicator of future performance. Investment return and principal value will fluctuate so that an investor's shares, when redeemed, may be worth more or less than their original cost. Current performance may be lower or higher than the performance data quoted. To obtain the most recent month-end performance, visit [troweprice.com](https://www.troweprice.com).** The average annual total return figures reflect the reinvestment of dividends and capital gains, if any.

The fund(s) may have other share classes available that offer different investment minimums and fees. See the prospectus for details.

**HOLDINGS**

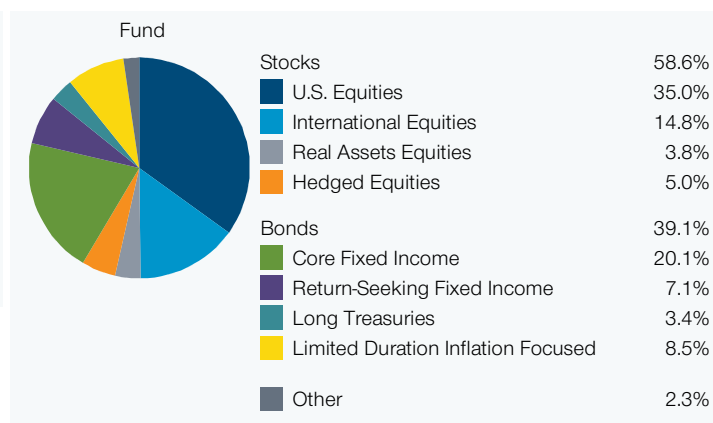
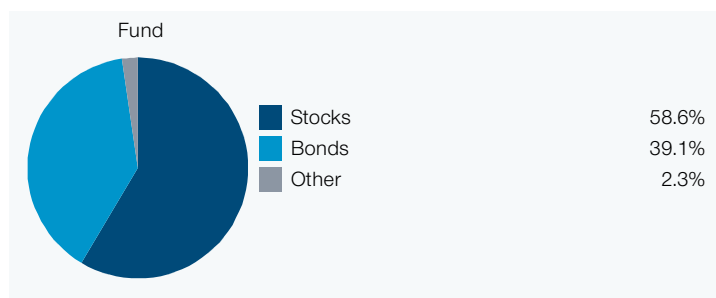
Equity Holdings	% of Fund	Fixed Income Holdings	% of Fund
TRP Equity Index 500 - Z	16.1%	TRP QM US Bond Index - Z	12.9%
TRP International Equity Index - Z	7.6	TRP US Limited Duration TIPS Index - Z	8.5
TRP Value - Z	5.8	TRP International Bd (USD Hedged) - Z	4.3
TRP Growth Stock - Z	5.3	TRP US Treasury Long-Term Idx - Z	3.4
TRP Hedged Equity - Z	5.0	TRP Dynamic Global Bond - Z	3.0
TRP Real Assets - Z	3.8	TRP Emerging Markets Bond - Z	2.7
TRP International Value Equity - Z	2.3	TRP High Yield - Z	2.6
TRP Mid-Cap Index - Z	2.1	TRP Floating Rate - Z	0.9
TRP International Stock - Z	2.1	TRP Dynamic Credit - Z	0.9
TRP Small-Cap Index - Z	1.9		
TRP Emerging Markets Discovery Stock - Z	1.5		
TRP Emerging Markets Stock - Z	1.3		
TRP Mid-Cap Growth - Z	1.2		
TRP Mid-Cap Value - Z	1.0		
TRP Small-Cap Value - Z	0.9		
TRP New Horizons - Z	0.7		

Excludes any futures, cash, and/or Transition Fund positions held by the portfolio as of listed date.

**MORNINGSTAR™**

Overall Morningstar Rating™*	—
Morningstar Category™	Target-Date 2025

\*Rating will be available after three years of performance history.

**ASSET DIVERSIFICATION**

## Additional Disclosures

**Consider the investment objectives, risks, and charges and expenses carefully before investing. For a prospectus or, if available, a summary prospectus containing this and other information, call 1-855-405-6488 or visit [troweprice.com](https://www.troweprice.com). Read it carefully.**

The principal value of the Retirement Funds is not guaranteed at any time, including at or after the target date, which is the approximate year an investor plans to retire (assumed to be age 65) and likely stop making new investments in the fund. If an investor plans to retire significantly earlier or later than age 65, the funds may not be an appropriate investment even if the investor is retiring on or near the target date. The funds' allocations among a broad range of underlying T. Rowe Price stock and bond funds and derivatives will change over time. The funds emphasize potential capital appreciation during the early phases of retirement asset accumulation, balance the need for appreciation with the need for income as retirement approaches, and focus on supporting an income stream over a long-term postretirement withdrawal horizon. The funds are not designed for a lump-sum redemption at the target date and do not guarantee a particular level of income. The funds maintain a substantial allocation to equities both prior to and after the target date, which can result in greater volatility over shorter time horizons. Derivatives may be riskier or more volatile than other types of investments because they are generally more sensitive to changes in market or economic conditions.

Source for Morningstar data: © 2024 Morningstar, Inc. All rights reserved. The information contained herein: (1) is proprietary to Morningstar and/or its content providers; (2) may not be copied or distributed; and (3) is not warranted to be accurate, complete or timely. Neither Morningstar nor its content providers are responsible for any damages or losses arising from any use of this information. **Past performance is no guarantee of future results.**

The S&P Target Date 2025 Index is a product of S&P Dow Jones Indices LLC, a division of S&P Global, or its affiliates ("SPDJI") and has been licensed for use by T. Rowe Price. Standard & Poor's® and S&P® are registered trademarks of Standard & Poor's Financial Services LLC, a division of S&P Global ("S&P"); Dow Jones® is a registered trademark of Dow Jones Trademark Holdings LLC ("Dow Jones"). This product is not sponsored, endorsed, sold or promoted by SPDJI, Dow Jones, S&P, their respective affiliates, or none of such parties make any representation regarding the advisability of investing in such product(s) nor do they have any liability for any errors, omissions, or interruptions of the S&P Target Date 2025 Index.

For any equity benchmarks shown, returns are shown with gross dividends reinvested, unless otherwise noted.

T. Rowe Price uses a custom structure for diversification reporting on this product.

Diversification exhibits may not add to 100% due to exclusion or inclusion of cash.

© 2024 T. Rowe Price. All Rights Reserved. T. ROWE PRICE, INVEST WITH CONFIDENCE, and the Bighorn Sheep design are, collectively and/or apart,

trademarks of T. Rowe Price Group, Inc.

T. Rowe Price Investment Services, Inc., Distributor.

202202-2033407