



# T. Rowe Price

## FACT SHEET

# Retirement 2015 Fund - Advisor Class

As of March 31, 2024

Portfolio Manager:	Managed Fund Since:	Joined Firm:
Wyatt Lee	2015	1999
Kim DeDominicis	2019	2000
Andrew Jacobs van Merlen	2020	2000

## FUND INFORMATION

Symbol	PARHX
CUSIP	74149P689
Inception Date of Fund	May 31, 2007
Benchmark	S&P Target Date 2015 Index
Expense Information (as of the most recent Prospectus)	0.75%
Fiscal Year End	May 31
12B-1 Fee	0.25%
Portfolio Holdings Turnover†	25.5%
Total Assets (all share classes)	\$5,566,699,210

†Portfolio Turnover represents 1 year period ending 12/31/23.

## INVESTMENT OBJECTIVE AND STRATEGY

The fund seeks the highest total return over time consistent with an emphasis on both capital growth and income.

The fund is actively managed and invests in a diversified portfolio of other T. Rowe Price stock and bond funds that represent various asset classes and sectors.

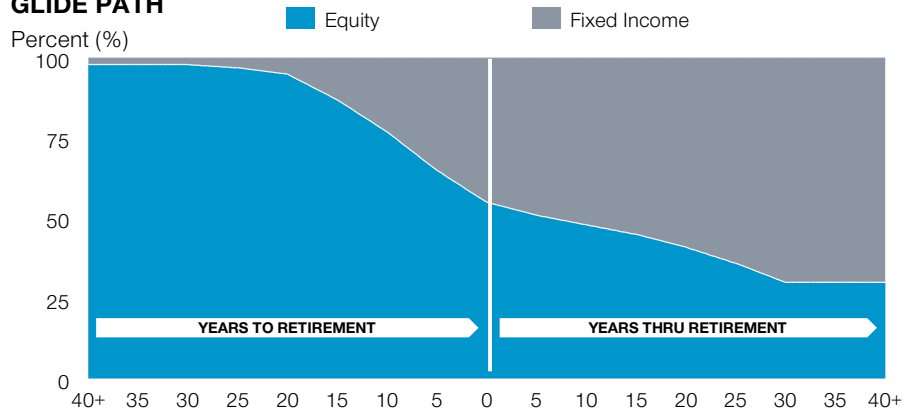
The fund's allocation between T. Rowe Price stock and bond funds will change over time in relation to its target retirement date.

## BENEFITS AND RISKS

The fund provides a simplified option for retirement investing, including professional management, broad-based diversification, and low-cost management fees.

The asset allocations are based on what T. Rowe Price considers broadly appropriate to investors at specific stages of their retirement planning.

## GLIDE PATH



## PERFORMANCE

(NAV, total return)

	Three Months	One Year	Annualized			
			Three Years	Five Years	Ten Years	Fifteen Years
Retirement 2015 Fund - Advisor Class	4.17%	12.48%	2.32%	6.01%	5.54%	8.79%
S&P Target Date 2015 Index	2.70	9.71	2.38	5.26	5.05	7.46

**Performance data quoted represents past performance and is not a reliable indicator of future performance. Investment return and principal value will fluctuate so that an investor's shares, when redeemed, may be worth more or less than their original cost. Current performance may be lower or higher than the performance data quoted. To obtain the most recent month-end performance, visit [troweprice.com](http://troweprice.com).** The average annual total return figures reflect the reinvestment of dividends and capital gains, if any.

The fund(s) may have other share classes available that offer different investment minimums and fees. See the prospectus for details.

## HOLDINGS

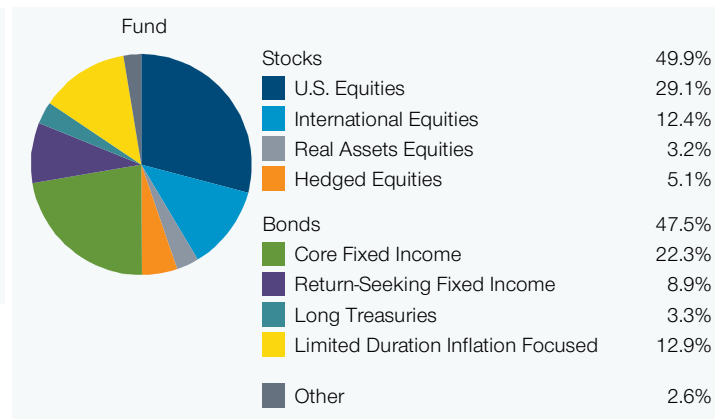
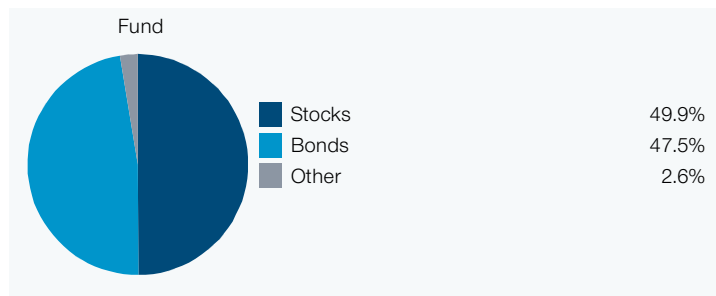
Equity Holdings	% of Fund	Fixed Income Holdings	% of Fund
TRP Value - Z	7.3%	TRP New Income - Z	14.2%
TRP Growth Stock - Z	6.7	TRP Limited Duration Infl Focused Bd - Z	12.9
TRP Hedged Equity - Z	5.1	TRP International Bd (USD Hedged) - Z	4.9
TRP US Large-Cap Core - Z	4.7	TRP Emerging Markets Bond - Z	3.4
TRP Equity Index 500 - Z	4.7	TRP US Treasury Long-Term Idx - Z	3.3
TRP Overseas Stock - Z	3.6	TRP Dynamic Global Bond - Z	3.3
TRP International Value Equity - Z	3.3	TRP High Yield - Z	3.1
TRP Real Assets - Z	3.2	TRP Dynamic Credit - Z	1.2
TRP International Stock - Z	3.1	TRP Floating Rate - Z	1.2
TRP Mid-Cap Growth - Z	1.9		
TRP Mid-Cap Value - Z	1.8		
TRP Small-Cap Stock - Z	1.3		
TRP Emerging Markets Discovery Stock - Z	1.2		
TRP Emerging Markets Stock - Z	1.1		
TRP Small-Cap Value - Z	1.0		
TRP New Horizons - Z	0.8		
TRP U.S. Equity Research - Z	0.1		

Excludes any futures, cash, and/or Transition Fund positions held by the portfolio as of listed date.

## MORNINGSTAR™

Overall Morningstar Rating™  
Morningstar Category™ Target-Date 2015  
Rated against 102 Target-Date 2015 funds, as of 3/31/2024, based on risk-adjusted total return. Ratings are determined monthly and subject to change. The Overall Morningstar Rating for a fund is derived from a weighted average of the performance figures associated with its 3-, 5- and 10-year (if applicable) Morningstar Rating metrics. **Past performance is no guarantee of future results.**

## ASSET DIVERSIFICATION



## MANAGEMENT

The Retirement Funds are managed by Wyatt Lee, Kim DeDominicis and Andrew Jacobs van Merlen. The portfolio managers are responsible for the strategic design and day-to-day management of the Fund. This includes portfolio design, positioning, performance, and risk-management oversight. The Fund's tactical asset allocation decisions are made by the firm's Asset Allocation Committee. The Committee is co-chaired by Charles Shriver and David Eiswert, and includes some of the firm's most senior investment management professionals across major asset classes. Wyatt is a member of the firm's Asset Allocation Committee. Individual security selection is made by portfolio managers of the Fund's component strategies drawing on the fundamental insights of T. Rowe Price's team of around 200 global research analysts.

## Additional Disclosures

**Consider the investment objectives, risks, and charges and expenses carefully before investing. For a prospectus or, if available, a summary prospectus containing this and other information, call 1-855-405-6488 or visit [troweprice.com](https://www.troweprice.com). Read it carefully.**

The principal value of the Retirement Funds is not guaranteed at any time, including at or after the target date, which is the approximate year an investor plans to retire (assumed to be age 65) and likely stop making new investments in the fund. If an investor plans to retire significantly earlier or later than age 65, the funds may not be an appropriate investment even if the investor is retiring on or near the target date. The funds' allocations among a broad range of underlying T. Rowe Price stock and bond funds and derivatives will change over time. The funds emphasize potential capital appreciation during the early phases of retirement asset accumulation, balance the need for appreciation with the need for income as retirement approaches, and focus on supporting an income stream over a long-term postretirement withdrawal horizon. The funds are not designed for a lump-sum redemption at the target date and do not guarantee a particular level of income. The funds maintain a substantial allocation to equities both prior to and after the target date, which can result in greater volatility over shorter time horizons. Derivatives may be riskier or more volatile than other types of investments because they are generally more sensitive to changes in market or economic conditions.

Morningstar rated the fund 4, 5, and 5 stars among 102, 93 and 49 Target-Date 2015 funds for the 3-, 5-, and 10-year periods (as applicable) ending 3/31/2024, respectively. The Morningstar Rating™ for funds, or "star rating", is calculated for funds with at least a three-year history. Exchange-traded funds and open-ended mutual funds are considered a single population for comparative purposes. It is calculated based on a Morningstar Risk-Adjusted Return measure that accounts for variation in a managed product's monthly excess performance, placing more emphasis on downward variations and rewarding consistent performance. The top 10% of products in each product category receive 5 stars, the next 22.5% receive 4 stars, the next 35% receive 3 stars, the next 22.5% receive 2 stars, and the bottom 10% receive 1 star.

Source for Morningstar data: © 2024 Morningstar, Inc. All rights reserved. The information contained herein: (1) is proprietary to Morningstar and/or its content providers; (2) may not be copied or distributed; and (3) is not warranted to be accurate, complete or timely. Neither Morningstar nor its content providers are responsible for any damages or losses arising from any use of this information. **Past performance is no guarantee of future results.**

The S&P Target Date 2015 Index is a product of S&P Dow Jones Indices LLC, a division of S&P Global, or its affiliates ("SPDJI") and has been licensed for use by T. Rowe Price. Standard & Poor's® and S&P® are registered trademarks of Standard & Poor's Financial Services LLC, a division of S&P Global ("S&P"); Dow Jones® is a registered trademark of Dow Jones Trademark Holdings LLC ("Dow Jones"). This product is not sponsored, endorsed, sold or promoted by SPDJI, Dow Jones, S&P, their respective affiliates, or none of such parties make any representation regarding the advisability of investing in such product(s) nor do they have any liability for any errors, omissions, or interruptions of the S&P Target Date 2015 Index.

For any equity benchmarks shown, returns are shown with gross dividends reinvested, unless otherwise noted.

T. Rowe Price uses a custom structure for diversification reporting on this product.

Diversification exhibits may not add to 100% due to exclusion or inclusion of cash.

© 2024 T. Rowe Price. All Rights Reserved. T. ROWE PRICE, INVEST WITH CONFIDENCE, and the Bighorn Sheep design are, collectively and/or apart, trademarks of T. Rowe Price Group, Inc.

T. Rowe Price Investment Services, Inc., Distributor.

202003-1121456