



**FACT SHEET**

# Retirement Blend 2005 Fund - I Class

As of June 30, 2022

Portfolio Manager:	Managed Fund Since:	Joined Firm:
Wyatt Lee	2021	1999
Kim DeDominicis	2021	2000
Andrew Jacobs van Merlen	2021	2000

## FUND INFORMATION

Symbol	TBLAX
CUSIP	872797469
Inception Date of Fund	July 26, 2021
Benchmark	S&P Target Date Retirement Income Index
Expense Information (as of the most recent Prospectus)	0.19%
Fiscal Year End	May 31
Total Annual Operating Expenses per \$1,000	\$1.90
12B-1 Fee	-
Portfolio Holdings Turnover†	3.5%
Total Assets (all share classes)	\$4,872,746

†Portfolio Turnover represents fiscal year to date of the report.

## INVESTMENT OBJECTIVE AND STRATEGY

The fund seeks the highest total return over time consistent with an emphasis on both capital growth and income.

The fund is actively managed and invests in a diversified portfolio of other T. Rowe Price stock and bond funds that represent various asset classes and sectors.

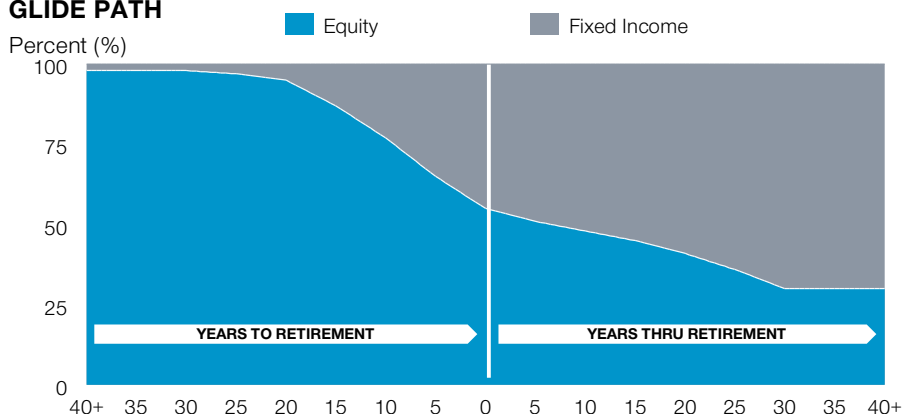
The fund's allocation between T. Rowe Price stock and bond funds will change over time in relation to its target retirement date.

## BENEFITS AND RISKS

The fund provides a simplified option for retirement investing, including professional management, broad-based diversification, and low-cost management fees.

The asset allocations are based on what T. Rowe Price considers broadly appropriate to investors at specific stages of their retirement planning.

## GLIDE PATH



## PERFORMANCE

(NAV, total return)

	Three Months	Year-to-Date	Since Inception 7/26/21
Retirement Blend 2005 Fund - I Class	-9.04%	-13.15%	-11.69%
Combined Index Portfolio*	-9.10	-13.40	-11.53
S&P Target Date Retirement Income Index	-7.29	-11.48	-10.38

**Performance data quoted represents past performance and is not a reliable indicator of future performance. Investment return and principal value will fluctuate so that an investor's shares, when redeemed, may be worth more or less than their original cost. Current performance may be lower or higher than the performance data quoted. To obtain the most recent month-end performance, visit [troweprice.com](http://troweprice.com). Consider the investment objectives, risks, and charges and expenses carefully before investing. For a prospectus or, if available, a summary prospectus containing this and other information, call 1-855-405-6488 or visit [troweprice.com](http://troweprice.com). Read it carefully.** Total return figures reflect the reinvestment of dividends and capital gains, if any. The fund(s) may have other share classes available that offer different investment minimums and fees. See the prospectus for details.

\*The Combined Index Portfolio is composed of 30.66% Russell 3000 Index, 13.14% MSCI All Country World Index ex USA Net, 39.6% Bloomberg U.S. Aggregate Bond Index, and 16.6% Bloomberg U.S. 1-5 Year TIPS Index. Each index is weighted at the appropriate strategic neutral allocation of its respective asset class, which is predetermined and changes over time. For Sourcing Information, please see Additional Disclosures.

**HOLDINGS**

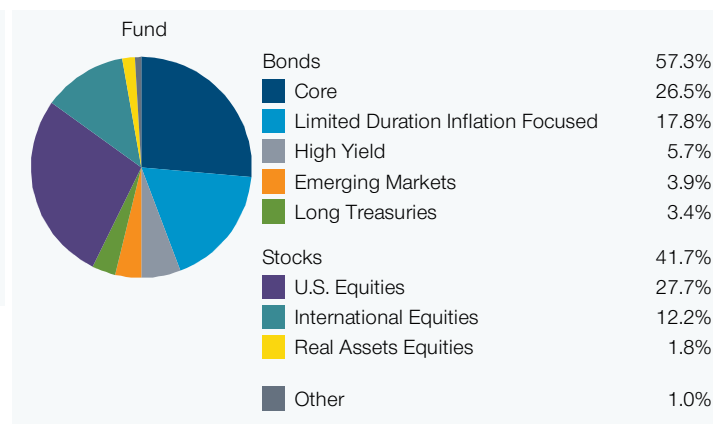
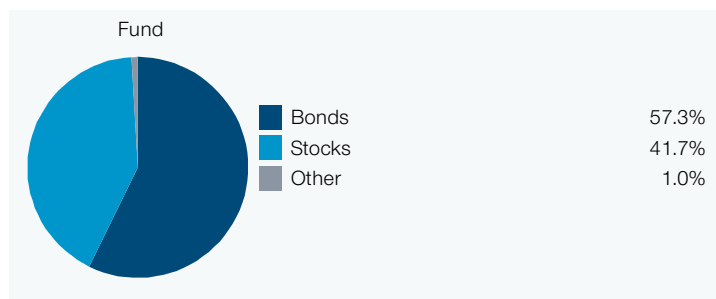
Equity Holdings	% of Fund	Fixed Income Holdings	% of Fund
TRP Equity Index 500 - Z	14.1%	TRP US Limited Duration TIPS Index - Z	17.7%
TRP International Equity Index - Z	5.8	TRP QM US Bond Index - Z	16.0
TRP Value - Z	4.6	TRP International Bd (USD Hedged) - Z	5.9
TRP Growth Stock - Z	3.3	TRP Dynamic Global Bond - Z	4.5
TRP International Value Equity - Z	2.1	TRP Emerging Markets Bond - Z	3.9
TRP Real Assets - Z	1.8	TRP US Treasury Long-Term Idx - Z	3.4
TRP International Stock - Z	1.7	TRP High Yield - Z	3.3
TRP Emerging Markets Discovery Stock - Z	1.4	TRP Floating Rate - Z	2.4
TRP Small-Cap Index - Z	1.4		
TRP Mid-Cap Index - Z	1.4		
TRP Emerging Markets Stock - Z	1.2		
TRP Mid-Cap Growth - Z	0.8		
TRP Small-Cap Value - Z	0.8		
TRP Mid-Cap Value - Z	0.7		
TRP New Horizons - Z	0.5		

Excludes any futures, cash, and/or Transition Fund positions held by the portfolio as of listed date.

**MORNINGSTAR™**

Overall Morningstar Rating™*	—
Morningstar Category™	Target-Date 2000-2010

\*Rating will be available after three years of performance history.

**ASSET DIVERSIFICATION****MANAGEMENT**

The Retirement Blend Funds are managed by Wyatt Lee, Kim DeDominicis and Andrew Jacobs van Merlen. The portfolio managers are responsible for the strategic design and day-to-day management of the Fund. This includes portfolio design, positioning, performance, and risk-management oversight. The Fund's tactical asset allocation decisions are made by the firm's Asset Allocation Committee. The Committee is co-chaired by Charles Shriver and David Eiswert, and includes some of the firm's most senior investment management professionals across major asset classes. Wyatt is a member of the firm's Asset Allocation Committee. Individual security selection is made by portfolio managers of the Fund's component strategies drawing on the fundamental insights of T. Rowe Price's team of around 200 global research analysts.

For Sourcing Information, please see Additional Disclosures.

Not FDIC-Insured. May lose value. No bank guarantee.

INVEST WITH CONFIDENCE®

## Additional Disclosures

The principal value of the Retirement Funds is not guaranteed at any time, including at or after the target date, which is the approximate year an investor plans to retire (assumed to be age 65) and likely stop making new investments in the fund. If an investor plans to retire significantly earlier or later than age 65, the funds may not be an appropriate investment even if the investor is retiring on or near the target date. The funds' allocations among a broad range of underlying T. Rowe Price stock and bond funds and derivatives will change over time. The funds emphasize potential capital appreciation during the early phases of retirement asset accumulation, balance the need for appreciation with the need for income as retirement approaches, and focus on supporting an income stream over a long-term postretirement withdrawal horizon. The funds are not designed for a lump-sum redemption at the target date and do not guarantee a particular level of income. The funds maintain a substantial allocation to equities both prior to and after the target date, which can result in greater volatility over shorter time horizons. Derivatives may be riskier or more volatile than other types of investments because they are generally more sensitive to changes in market or economic conditions.

Source for Morningstar data: © 2022 Morningstar, Inc. All rights reserved. The information contained herein: (1) is proprietary to Morningstar and/or its content providers; (2) may not be copied or distributed; and (3) is not warranted to be accurate, complete or timely. Neither Morningstar nor its content providers are responsible for any damages or losses arising from any use of this information. **Past performance is no guarantee of future results.**

"Bloomberg®" and the Bloomberg Indices identified in this document are service marks of Bloomberg Finance L.P. and its affiliates, including Bloomberg Index Services Limited ("BISL"), the administrator of the index (collectively, "Bloomberg") and have been licensed for use for certain purposes by T. Rowe Price. Bloomberg is not affiliated with T. Rowe Price, and Bloomberg does not approve, endorse, review, or recommend Retirement Blend 2005 Fund - I Class. Bloomberg does not guarantee the timeliness, accurateness, or completeness of any data or information relating to Retirement Blend 2005 Fund - I Class. Source for MSCI data: MSCI. MSCI and its affiliates and third party sources and providers (collectively, "MSCI") makes no express or implied warranties or representations and shall have no liability whatsoever with respect to any MSCI data contained herein. The MSCI data may not be further redistributed or used as a basis for other indices or any securities or financial products. This report is not approved, reviewed, or produced by MSCI. Historical MSCI data and analysis should not be taken as an indication or guarantee of any future performance analysis, forecast or prediction. None of the MSCI data is intended to constitute investment advice or a recommendation to make (or refrain from making) any kind of investment decision and may not be relied on as such.

London Stock Exchange Group plc and its group undertakings (collectively, the "LSE Group"). © LSE Group 2022. FTSE Russell is a trading name of certain of the LSE Group companies. All rights in the FTSE Russell indexes or data vest in the relevant LSE Group company which owns the index or the data. Neither LSE Group nor its licensors accept any liability for any errors or omissions in the indexes or data and no party may rely on any indexes or data contained in this communication. No further distribution of data from the LSE Group is permitted without the relevant LSE Group company's express written consent. The LSE Group does not promote, sponsor or endorse the content of this communication.

The S&P Target Date Retirement Income Index is a product of S&P Dow Jones Indices LLC, a division of S&P Global, or its affiliates ("SPDJ") and has been licensed for use by T. Rowe Price. Standard & Poor's® and S&P® are registered trademarks of Standard & Poor's Financial Services LLC, a division of S&P Global ("S&P"); Dow Jones® is a registered trademark of Dow Jones Trademark Holdings LLC ("Dow Jones"). This product is not sponsored, endorsed, sold or promoted by SPDJ, Dow Jones, S&P, their respective affiliates, or none of such parties make any representation regarding the advisability of investing in such product(s) nor do they have any liability for any errors, omissions, or interruptions of the S&P Target Date Retirement Income Index.

For any equity benchmarks shown, returns are shown with gross dividends reinvested, unless otherwise noted.

T. Rowe Price uses a custom structure for diversification reporting on this product.

Diversification exhibits may not add to 100% due to exclusion or inclusion of cash.

© 2022 T. Rowe Price. All Rights Reserved. T. ROWE PRICE, INVEST WITH CONFIDENCE, and the Bighorn Sheep design are, collectively and/ or apart, trademarks of T. Rowe Price Group, Inc.

T. Rowe Price Investment Services, Inc., Distributor.  
202203-2044510