

# JPMorgan Large Cap Growth R6 JLGMX

**Benchmark**  
Russell 1000 Growth TR USD

**Overall Morningstar Rating™**  
★★★★★  
Out of 1111 Large Growth investments. An investment's overall Morningstar Rating, based on its risk-adjusted return, is a weighted average of its applicable 3-, 5-, and 10-year Ratings. See disclosure page for details.

**Morningstar Return**  
High

**Morningstar Risk**  
Above Average

## Investment Information

**Investment Objective & Strategy** from investment's prospectus  
The investment seeks long-term capital appreciation.  
Under normal circumstances, at least 80% of the fund's assets will be invested in the equity securities of large, well-established companies. "Assets" means net assets, plus the amount of borrowings for investment purposes. Large, well-established companies are companies with market capitalizations equal to those within the universe of the Russell 1000® Growth Index at the time of purchase.

**Fees and Expenses** as of 01-05-24

Prospectus Gross Expense Ratio	0.52 %
Total Annual Operating Exp per \$1000	\$ 5.20
Maximum Sales Charge	—
12b-1 Fee	—
Redemption Fee/Term	—


**Portfolio Manager(s)**  
Giri K Devulapally, CFA, B.S., University of Illinois. M.B.A., University of Chicago.  
Joseph Wilson, M.B.A., University of St. Thomas. B.A., University of St. Thomas.

**Operations and Management**

Fund Inception Date	11-30-10
Management Company	J.P. Morgan Investment Management, Inc.
Telephone	800-480-4111
Web Site	www.jpmorganfunds.com
Issuer	JPMorgan

**Category Description: Large Growth**  
Large-growth portfolios invest primarily in big U.S. companies that are projected to grow faster than other large-cap stocks. Stocks in the top 70% of the capitalization of the U.S. equity market are defined as large cap. Growth is defined based on fast growth (high growth rates for earnings, sales, book value, and cash flow) and high valuations (high price ratios and low dividend yields). Most of these portfolios focus on companies in rapidly expanding industries.

## Volatility And Risk





## Performance as of 03-31-24



The performance data quoted reflects past performance and is calculated according to Morningstar's methodology. For new share classes of an investment, the performance reflected for periods prior to the inception date of such class may have been calculated using the historical returns of the original share class, and in such cases is displayed in italics. The historical returns of the original share class are adjusted to reflect differences in fees when the newer share class has higher fees than the oldest share class but are not adjusted when the newer class has lower fees. Past performance does not guarantee future results. The investment return and principal value of an investment will fluctuate so that an investor's shares, when redeemed, may be worth more or less than their original cost. Current performance may be lower than the performance data quoted. For the most recent month end performance information, please call 1-800-922-9945, or visit [rps.troweprice.com](https://rps.troweprice.com).

## Portfolio Analysis



**Top 10 Holdings** as of 02-29-24

Microsoft Corp	10.88 %
Amazon.com Inc	7.02 %
NVIDIA Corp	6.94 %
Meta Platforms Inc Class A	6.20 %
Eli Lilly and Co	5.21 %
Apple Inc	4.31 %
JPMorgan Prime Money Market Inst	3.60 %
Alphabet Inc Class C	3.49 %
Netflix Inc	2.86 %
Broadcom Inc	2.66 %
Total Number of Stock Holdings	65
Total Number of Bond Holdings	0
Turnover Ratio %	42.00
Total Assets (\$mil)	87,281.35

**Morningstar Sectors** as of 02-29-24

Cyclical	20.46 %
Basic Materials	0.29 %
Consumer Cyclical	16.49 %
Financial Services	3.68 %
Real Estate	0.00 %
Sensitive	67.96 %
Communication Services	14.37 %
Energy	0.64 %
Industrials	5.81 %
Technology	47.14 %
Defensive	11.57 %
Consumer Defensive	1.27 %
Healthcare	10.30 %
Utilities	0.00 %

**Principal Risks** For more information on the risks presented, please refer to <https://www2.troweprice.com/rms/rps/Marketing/Assets/OAAU130-RISK.pdf>

Loss of Money, Not FDIC Insured, Growth Investing, Market/Market Volatility, Equity Securities, Industry and Sector Investing, Derivatives, Suitability, Shareholder Activity, Management, Portfolio Diversification, Large Cap, Technology Sector