

# Fidelity Select Health Care FSPHX

## Benchmark

S&P 1500 Health Care TR

## Overall Morningstar Rating™

★★★

Out of 159 Health investments. An investment's overall Morningstar Rating, based on its risk-adjusted return, is a weighted average of its applicable 3-, 5-, and 10-year Ratings. See disclosure page for details.

## Morningstar Return

Above Average

## Morningstar Risk

Average

## Investment Information

### Investment Objective & Strategy from investment's prospectus

The investment seeks capital appreciation.

The fund invests at least 80% of assets in securities of companies principally engaged in the design, manufacture, or sale of products or services used for or in connection with health care or medicine. It invests primarily in common stocks. The fund invests in domestic and foreign issuers. It uses fundamental analysis of factors such as each issuer's financial condition and industry position, as well as market and economic conditions to select investments. The fund is non-diversified.

Past name(s) : Fidelity® Select Health Care.

### Fees and Expenses as of 04-29-23

Prospectus Gross Expense Ratio	0.69 %
Total Annual Operating Exp per \$1000	\$ 6.90
Maximum Sales Charge	—
12b-1 Fee	—
Redemption Fee/Term	—

### Portfolio Manager(s)

Edward Yoon. B.A., Brown University.

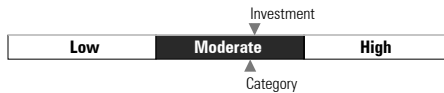
### Operations and Management

Fund Inception Date	07-14-81
Management Company	Fidelity Management & Research Company LLC
Telephone	800-544-8544
Web Site	www.institutional.fidelity.com
Issuer	Fidelity Investments

### Category Description: Health

Health portfolios focus on the medical and health-care industries. Most invest in a range of companies, buying everything from pharmaceutical and medical-device makers to HMOs, hospitals, and nursing homes. A few portfolios concentrate on just one industry segment, such as service providers or biotechnology firms.

## Volatility And Risk



### Best 3 Month Return

22.15%  
(Oct '19 - Dec '19)

### Worst 3 Month Return

-15.01%  
(Oct '18 - Dec '18)


## Performance as of 03-31-24



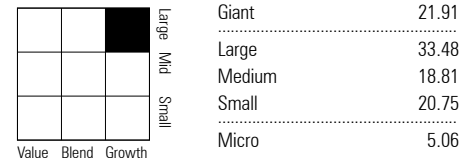
The performance data quoted reflects past performance and is calculated according to Morningstar's methodology. For new share classes of an investment, the performance reflected for periods prior to the inception date of such class may have been calculated using the historical returns of the original share class, and in such cases is displayed in italics. The historical returns of the original share class are adjusted to reflect differences in fees when the newer share class has higher fees than the oldest share class but are not adjusted when the newer class has lower fees. Past performance does not guarantee future results. The investment return and principal value of an investment will fluctuate so that an investor's shares, when redeemed, may be worth more or less than their original cost. Current performance may be lower than the performance data quoted. For the most recent month end performance information, please call 1-800-922-9945, or visit [rps.troweprice.com](https://rps.troweprice.com).

## Portfolio Analysis

### Composition as of 02-29-24



### Morningstar Equity Style Box™ as of 02-29-24



### Top 10 Holdings as of 02-29-24

Company	% Assets
Boston Scientific Corp	10.04
Eli Lilly and Co	8.95
Danaher Corp	6.72
UnitedHealth Group Inc	6.24
Merck & Co Inc	4.95
Regeneron Pharmaceuticals Inc	4.32
Penumbra Inc	3.75
The Cigna Group	3.57
CVS Health Corp	3.15
Centene Corp	2.77
Total Number of Stock Holdings	71
Total Number of Bond Holdings	1
Turnover Ratio %	40.00
Total Assets (\$mil)	7,910.20

### Morningstar Sectors as of 02-29-24

Sector	% Fund
Cyclical	0.00
Basic Materials	0.00
Consumer Cyclical	0.00
Financial Services	0.00
Real Estate	0.00
Sensitive	0.00
Communication Services	0.00
Energy	0.00
Industrials	0.00
Technology	0.00
Defensive	100.00
Consumer Defensive	0.00
Healthcare	100.00
Utilities	0.00

## Principal Risks

For more information on the risks presented, please refer to <https://www2.troweprice.com/rms/rps/Marketing/Assets/OAAU130-RISK.pdf>

Foreign Securities, Loss of Money, Not FDIC Insured, Nondiversification, Issuer, Market/Market Volatility, Equity Securities, Industry and Sector Investing