




Four Key Considerations Within the U.S. Energy Sector

Looking for “multiple ways to win” in the broad energy space.

June 2022

KEY INSIGHTS

- The cyclical nature of the energy sector has been clearly demonstrated over the past 18 months, underscoring its sensitivity to the macroeconomic environment.
- Energy demand has recovered faster than many anticipated as economic activity has rebounded strongly from the depths of the pandemic-driven slowdown.
- Having more than doubled in weight within the S&P 500 Index, how much energy exposure, and in which areas, has become a key consideration for U.S. equity investors.



Gabe Solomon
*Lead Portfolio Manager,
Large-Cap Value Fund*

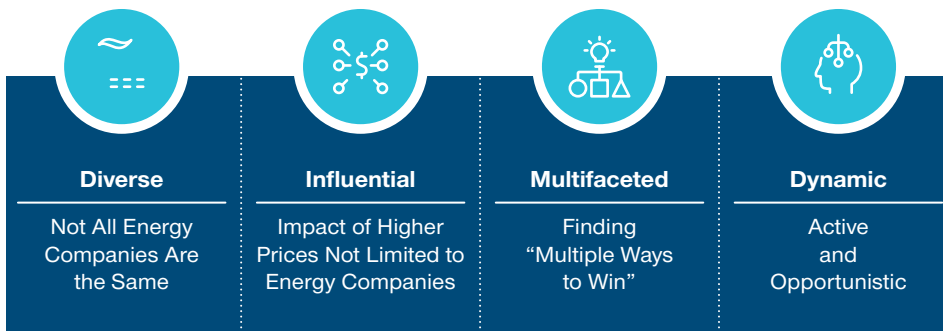
The highly cyclical nature of the global energy sector has been acutely demonstrated over the past 18 months, underscoring the sector’s sensitivity to the macroeconomic environment.

This has certainly been true in the U.S., where energy demand has recovered faster than many anticipated as economic activity has rebounded strongly from the depths of the pandemic-driven slowdown.

“...energy demand has recovered faster than many anticipated as economic activity has rebounded strongly from the depths of the pandemic-driven slowdown.”

The Energy Sector Has Surged

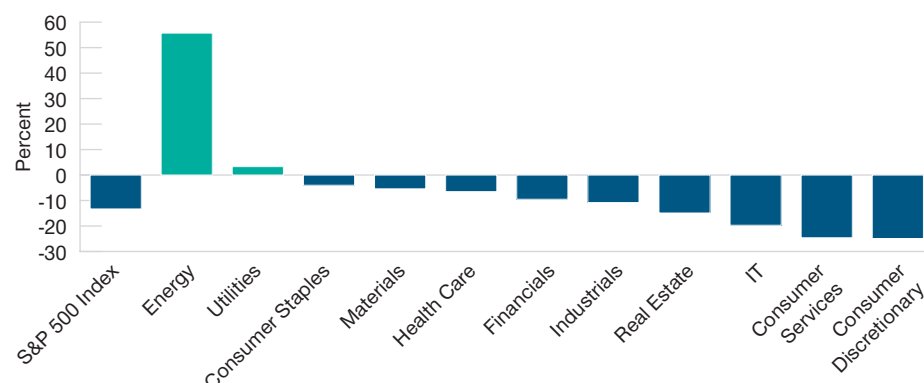
Four Key Factors to Consider



Source: T. Rowe Price.

The Energy Sector Has Massively Outperformed in 2022

(Fig. 1) S&P 500 Index sector returns



As of May 31, 2022.

Past performance is not a reliable indicator of future performance. Returns shown are price returns. Period covered is January 1, 2022, to May 31, 2022.

Source: S&P Dow Jones Indices LLC (see Additional Disclosure). Analysis by T. Rowe Price.

During the first five months of 2022, the energy sector within the S&P 500 Index has advanced almost 60%, by far the best-performing area of the U.S. equity market, with the next best-performing sector (utilities) up by less than 5% for the year. Since the winter of 2020, the energy sector's weight within the index has gone from less than 2% to almost 5% as of the end of May 2022. Having more than doubled, how much energy exposure, and in which areas, has become a key consideration for investors in U.S. equities.

Not All Energy Companies Are the Same

A big part of the energy sector rally has been the soaring prices of crude oil and natural gas. However, it is important to remember the diversity of companies within the energy sector, spanning integrated multinationals; exploration and production companies; and refining, transportation, and equipment and services companies. Meanwhile, in terms of energy source, the outlook for natural gas, for example, is quite different to that of crude oil, in our view. We believe the former is undergoing a longer-lasting,

secular disruption as a result of the Ukraine-Russia conflict, whereas the latter is likely to remain heavily influenced by shorter-term supply and demand factors within a backdrop of ongoing productivity gains.

Impact of Higher Prices Not Limited to Energy Companies

The sharp rise in oil and gas prices recently is not only significant for companies within the energy sector—it also alters the competitive landscape for many companies across the broader market. For example, in the materials sector, certain U.S. companies with operational exposure to natural gas have benefited from cheaper input costs than their European competitors, due to the cheaper cost of natural gas supply in the U.S. In turn, U.S. companies can charge similar prices to their European competitors but generate greater profits due to the input cost advantages. More broadly, we believe that companies with significant liquified natural gas operations—some U.S. utility names, for example—could benefit from a meaningful tailwind going forward, due to anticipated increased demand for natural gas.



Finding “Multiple Ways to Win”

We are focused on investing in companies that are less reliant on higher—or even stable—commodity prices to drive future returns. Looking at where we are today, we expect oil prices to decline from current levels and for the price of natural gas to remain structurally higher. However, predicting price levels and the timing of inflection points in commodity markets is notoriously difficult. Accordingly, we look for opportunities where the potential for outperformance is not dependent on commodity prices. Strong management, sound capital allocation, and a sound balance sheet are some of the additional elements that could help drive company outperformance.



Active and Opportunistic

Back in the early days of the pandemic, in the middle of 2020, we took the opportunity to significantly add to our energy holdings during a period of relative weakness. We moved from a sizable underweight position in energy, to an equally large overweight position. Over recent quarters, however, we have been progressively reducing this overweight stance, taking advantage of sector strength to trim our energy

exposure. As of May 31, 2022, we are broadly in line with the comparative benchmark weighting (Russell 1000 Value Index), at around 8.4%. Drilling down, our fund held more natural gas exposure and less crude oil exposure than the comparative benchmark. We are invested in companies that we believe can deliver strong returns to shareholders across a relatively wide range of commodity prices.

The continuing Ukraine-Russia conflict is likely to remain a pivotal influence on energy prices moving forward. If hostilities continue and the war grinds on, supply constraints will keep upward pressure on natural gas prices, in particular. There are also concerns that rising interest rates will slow the economy, perhaps to the point of recession, which would take a significant bite out of overall energy demand. Given the uncertain near-term outlook, we are comfortable maintaining a sector exposure broadly in line with the comparative Russell 1000 Value benchmark, but with a slightly more defensive tilt via a lower direct exposure to oil and gas companies. This approach is designed to help manage challenges throughout the market cycle, and within changing price environments.

Additional Disclosure

The S&P 500 is a product of S&P Dow Jones Indices LLC, a division of S&P Global, or its affiliates (“SPDJI”) and has been licensed for use by T. Rowe Price. Standard & Poor’s® and S&P® are registered trademarks of Standard & Poor’s Financial Services LLC, a division of S&P Global (“S&P”); Dow Jones® is a registered trademark of Dow Jones Trademark Holdings LLC (“Dow Jones”). T. Rowe Price is not sponsored, endorsed, sold or promoted by SPDJI, Dow Jones, S&P, their respective affiliates, and none of such parties make any representation regarding the advisability of investing in such product(s) nor do they have any liability for any errors, omissions, or interruptions of the S&P 500.

INVEST WITH CONFIDENCE®

T. Rowe Price focuses on delivering investment management excellence that investors can rely on—now and over the long term.

To learn more, please visit troweprice.com.

T.RowePrice®

Important Information

Call 1-800-225-5132 to request a prospectus or summary prospectus; each includes investment objectives, risks, fees, expenses, and other information you should read and consider carefully before investing.

This material is provided for informational purposes only and is not intended to be investment advice or a recommendation to take any particular investment action.

The views contained herein are those of the authors as of June 2022 and are subject to change without notice; these views may differ from those of other T. Rowe Price associates.

This information is not intended to reflect a current or past recommendation concerning investments, investment strategies, or account types, advice of any kind, or a solicitation of an offer to buy or sell any securities or investment services. The opinions and commentary provided do not take into account the investment objectives or financial situation of any particular investor or class of investor. Please consider your own circumstances before making an investment decision.

Information contained herein is based upon sources we consider to be reliable; we do not, however, guarantee its accuracy.

Past performance is not a reliable indicator of future performance. All investments are subject to market risk, including the possible loss of principal. **The value approach to investing carries the risk that the market will not recognize a security's intrinsic value for a long time or that a stock judged to be undervalued may actually be appropriately priced. The value of investments held by the fund may decline, sometimes rapidly or unpredictably, due to factors affecting certain issuers, particular industries or sectors, or the overall markets.** All charts and tables are shown for illustrative purposes only.

T. Rowe Price Investment Services, Inc.

© 2022 T. Rowe Price. All Rights Reserved. T. ROWE PRICE, INVEST WITH CONFIDENCE, and the Bighorn Sheep design are, collectively and/or apart, trademarks of T. Rowe Price Group, Inc.