



# What's Next for Stable Value?

Stable value could benefit after the Fed stops hiking.

September 2023

## KEY INSIGHTS

- With the Fed telegraphing a modest amount of future rate hikes, we believe it is closer to the end of its rate hiking cycle.
- Though money market fund yields currently exceed stable value crediting rates, that relationship may begin to normalize as crediting rates move higher.
- Many plan consultants have stayed the course as crediting rates catch up with money market yields and market-to-book ratios move closer to par.

Over its nearly 50-year history, stable value has served as a relatively less volatile option for older retirement investors looking for stability while potentially providing attractive income. Moreover, given its longer duration, stable value has historically offered a yield premium over money market funds, even in periods where the Federal Reserve was hiking rates. When comparing the performance of the Morningstar US CIT Stable Value Index with the Lipper Money Market Index on a rolling monthly basis, stable value has provided, on average, 168 basis points of excess return relative to money funds over the past 20 years.


## Stable Value Has Offered Advantages Over Its History

And while there have been periods of disintermediation, where the Fed was tightening monetary policy or hiking rates and money fund yields exceeded stable value crediting rates, these periods were brief and were quickly

followed by periods of easy monetary policies. This hiking cycle has been different as the Fed has tightened rates quicker and more aggressively to control inflation, and stable value excess returns relative to money market funds turned negative for the first time in nearly 20 years. Looking at Figure 1, the Morningstar US CIT Stable Value Index has still outperformed the Lipper Money Market Index in 98% of monthly periods rolling annually up through the most recent quarter-end.

## What's Next for Stable Value?


Over the past 20 years, stable value has weathered two financial crises and multiple 0% interest rate environments remarkably well. The industry now faces rapidly rising interest rates, higher inflation, and weaker participant cash flows—presenting a host of new challenges ranging from weaker market-to-book value ratios and extended periods of disintermediation from money market funds.



**Antonio L. Luna, CFA**  
*Head of Stable Value,  
Portfolio Manager*



**Xin Zhou, CFA, FRM**  
*Portfolio Manager, Stable Value*



**Ben Gugliotta, CFA**  
*Portfolio Manager, Stable Value*

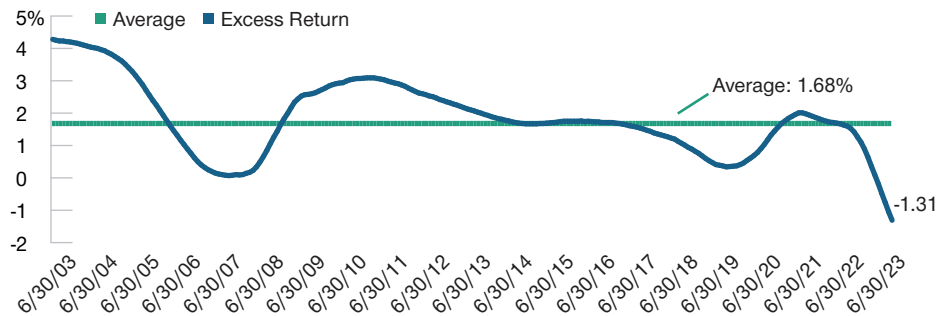


**Whitney H. Reid, CFA**  
*Portfolio Specialist, Stable Value*

While stable value faces many challenges, the asset class continues to be on firm footing and should benefit from expanding wrap capacity and higher reinvestment rates....

## Stable Value Offers Yield Premium

(Fig.1) Stable value has looked attractive until recently



As of June 30, 2023.

**Past performance is not a reliable indicator of future performance.**

**Money market funds and stable value products have different risks, including the possible loss of principal. It is important that you carefully review the legal documents for each type of vehicle to determine if it is appropriate for you prior to investment.** Figures are calculated using monthly data and are gross of fees. Returns would have been lower as the result of the deduction of applicable fees. Source for Lipper data: Lipper Inc. Please see Additional Disclosures for information about this Lipper information. Source for Morningstar index data: Please see Additional Disclosures for information about this Morningstar information. The above represents one-year rolling monthly excess total returns of the Morningstar US CIT Stable Value Index versus the Lipper Money Market Index. Data provided on this page include the historical information of the Hueler Pooled Fund Index through December 31, 2020, and the Morningstar US CIT Stable Value Index from January 31, 2021, to the current period ending date.

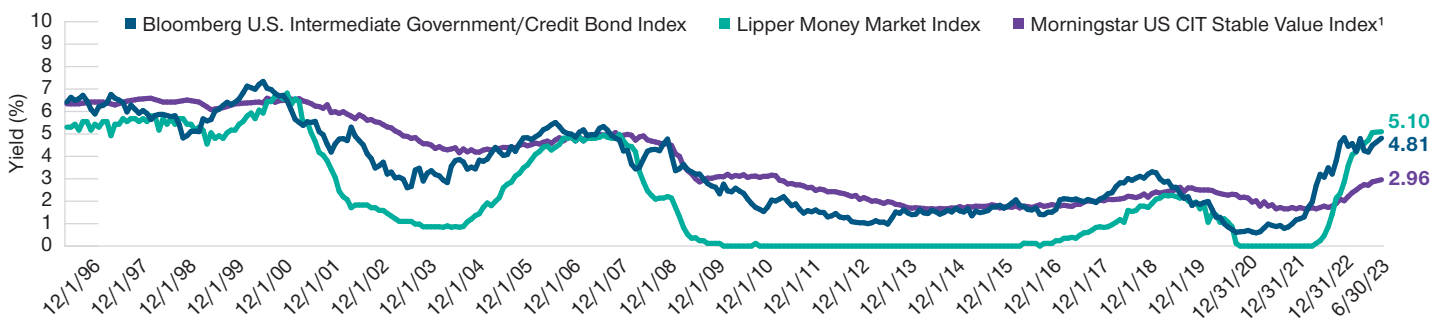
As highlighted in Figure 2, while we have experienced past periods of disintermediation in prior rate hiking cycles, this period has been deeper and prolonged.

While stable value faces many challenges, the asset class continues to be on firm footing and should benefit from expanding wrap capacity

and higher reinvestment rates, which ultimately supports higher crediting rates and improving market-to-book value ratios. Many consultants and other financial professionals have chosen to stay the course with stable value over money market funds even as the Fed committed to tightening monetary policy.

## Historical Crediting Rates and Money Market Fund Yields

(Fig.2) Stable value maintained competitive yields over time



As of June 30, 2023.

**Past performance is not a reliable indicator of future performance.**

**Money market funds and stable value products have different risks, including the possible loss of principal. It is important that you carefully review the legal documents for each type of vehicle to determine if it is appropriate for you prior to investment.**

<sup>1</sup> Universe rates of return are reported gross of management fees.

Data provided on this page include the historical information of the Hueler Pooled Fund Index through December 31, 2020, and the Morningstar US CIT Stable Value Index from January 31, 2021, to the current period ending date. Please see Additional Disclosures for information about this Morningstar information. Source for Bloomberg index data: Bloomberg Index Services Limited. Please see Additional Disclosures for information about this Bloomberg information. Source for Lipper data: Lipper Inc. Please see Additional Disclosures for information about this Lipper information.

“Even though stable value has struggled to keep pace with money market funds in this extraordinary period of rapidly rising rates, the asset class has held up well in the face of multiple headwinds.

In the current environment where reinvestment rates exceed crediting rates, we would expect crediting rates to continue to move higher while money market fund yields peak with Fed fund rates. Eventually, crediting rates should catch and surpass money market fund yields, but it will take some time. That said, we believe this increase in stable value crediting rates could be accelerated once the Fed starts easing monetary policy.

#### **Higher Rates Present Both Challenges and Opportunities for Stable Value**

Higher interest rates present unique investment opportunities within the stable value asset class. While many financial professionals have chosen to remain in stable value over money market funds, some have chosen to hold off on planned money market fund conversions in the face of rapidly rising rates. As such, we expect to see an uptick in money market fund conversions to stable value in the coming 12 months as investors look to take advantage of potentially higher yields and more competitive stable value crediting rates.

In addition to money market fund conversions, we are also seeing an uptick in general account transitions, where plans are moving out of insurance general account and separate account products into stable value. We believe longer durations, weaker market-to-book value ratios, and crediting rates, along with onerous exit provisions and recent merger and acquisition activity, are driving some of this increased activity out of insurance products.

#### **Conclusion**

Even though stable value has struggled to keep pace with money market funds in this extraordinary period of rapidly rising rates, the asset class has held up well in the face of multiple headwinds. Moreover, wrap fees remain steady and wrap capacity continues to be robust and available as wrap providers remain open to deposits. Last, while higher rates present challenges, higher stable value reinvestment rates also present unique opportunities for money fund conversions and general account transitions to stable value separate accounts.

## INVEST WITH CONFIDENCE<sup>SM</sup>

T. Rowe Price focuses on delivering investment management excellence that investors can rely on—now and over the long term.

# T.RowePrice<sup>®</sup>

### Additional Disclosure

CFA<sup>®</sup> and Chartered Financial Analyst<sup>®</sup> are registered trademarks owned by CFA Institute.

T. Rowe Price Stable Value Products are not sponsored, endorsed, sold or promoted by Morningstar, Inc. or any of its affiliates (all such entities, collectively, "Morningstar Entities"). The Morningstar Entities make no representation or warranty, express or implied, to the owners of T. Price Stable Value Products or any member of the public regarding the advisability of investing in stable value generally or in T. Rowe Price Stable Value Products in particular or the ability of the Morningstar US CIT Stable Value Index to track general stable value market performance.

THE MORNINGSTAR ENTITIES DO NOT GUARANTEE THE ACCURACY AND/OR THE COMPLETENESS OF THE MORNINGSTAR US CIT STABLE VALUE INDEX OR ANY DATA INCLUDED THEREIN AND MORNINGSTAR ENTITIES SHALL HAVE NO LIABILITY FOR ANY ERRORS, OMISSIONS, OR INTERRUPTIONS THEREIN.

Portions of the information contained in this paper was supplied by Lipper, a Refinitiv Company, subject to the following: Copyright 2023 © Refinitiv. All rights reserved. Any copying, republication or redistribution of Lipper content is expressly prohibited without the prior written consent of Lipper. Lipper shall not be liable for any errors or delays in the content, or for any actions taken in reliance thereon.

"Bloomberg<sup>®</sup>" and the Bloomberg U.S. Intermediate Government/Credit Bond Index are service marks of Bloomberg Finance L.P. and its affiliates, including Bloomberg Index Services Limited ("BISL"), the administrator of the index (collectively, "Bloomberg") and have been licensed for use for certain purposes by T. Rowe Price. Bloomberg is not affiliated with T. Rowe Price, and Bloomberg does not approve, endorse, review, or recommend this product. Bloomberg does not guarantee the timeliness, accurateness, or completeness of any data or information relating to this product.

### Important Information

This material is provided for informational purposes only and is not intended to be investment advice or a recommendation to take any particular investment action.

The views contained herein are those of the authors as of September 2023 and are subject to change without notice; these views may differ from those of other T. Rowe Price associates.

This information is not intended to reflect a current or past recommendation concerning investments, investment strategies, or account types, advice of any kind, or a solicitation of an offer to buy or sell any securities or investment services. The opinions and commentary provided do not take into account the investment objectives or financial situation of any particular investor or class of investor. Please consider your own circumstances before making an investment decision.

Information contained herein is based upon sources we consider to be reliable; we do not, however, guarantee its accuracy.

**Past performance is not a reliable indicator of future performance.** All investments are subject to market risk, including the possible loss of principal. All charts and tables are shown for illustrative purposes only.

T. Rowe Price Investment Services, Inc. For Institutional Investors Only.

© 2023 T. Rowe Price. All rights reserved. T. ROWE PRICE, INVEST WITH CONFIDENCE, and the bighorn sheep design are, collectively and/or apart, trademarks or registered trademarks of T. Rowe Price Group, Inc.