





## China Unexplored

# Going beyond the obvious to find tomorrow's winners



**Irmak Surenkok**  
Portfolio Specialist,  
Emerging Markets



**Rob Secker**  
Portfolio Specialist,  
Emerging Markets

## China: Too big to ignore?

Over the past decade, China has undergone unprecedented change, including an evolving economic model, increased affluence, innovative entrepreneurialism, industrial upgrades, and a shifting geopolitical outlook from an export-driven manufacturing country to a more domestic, consumer-led economy that is innovating. China's development is recognised as one of the most important shifts in the global economy. Yet, with China's economic power meaningfully underrepresented in global indices, many investors appear to underappreciate the full opportunity China offers.

## Global indices are underweight China

Whilst China's share of global gross domestic product (GDP) has almost doubled over the past decade from 9% in 2010 to 17.8% in 2020, its expansion has not been matched in global equity indices. China exposure in the MSCI AC World Index expanded from 2% to just over 4% during the same period.

**Fig 1:** China offers a compelling opportunity set



Sources: <sup>1</sup>CEBR, December 2020. <sup>2</sup>UBS, IMF, March 2021. <sup>3</sup>Goldman Sachs, March 31, 2021. <sup>4</sup>FactSet; T. Rowe Price calculations using data from FactSet Research Systems Inc. All rights reserved. 'Disruptive Tech' is defined as the Information Technology sector, the Internet & Direct Marketing Retail industry within the Consumer Discretionary sector, and the Media & Entertainment industry group within the Communication Services sector. <sup>5</sup>OECD, 2020.

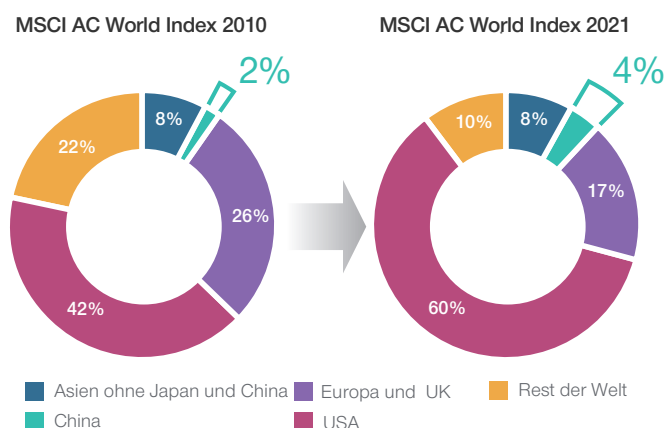
## China's rapid market expansion

China's underrepresentation in global indices belies the fact that it has arguably become the most dynamic equity market in the world, offering more than 5,000 investable companies listed onshore and offshore. Indeed, China's equity market capitalisation has increased by 25 times since 2002 and it is now the second largest stock market globally, by market cap.

*"China's underrepresentation in global indices belies the fact that it has arguably become the most dynamic equity market in the world"*

A closer look at the China growth story reveals an even more striking representation of the expanding market. According to data from Bloomberg, initial public offerings (IPOs) in the Asia ex Japan region far exceeded those in other emerging market regions by a factor of almost 10 to one from 2015 to 2020. IPOs in China specifically made up almost one-third of newly listed equities in the region as a whole, with a total of 1,442.

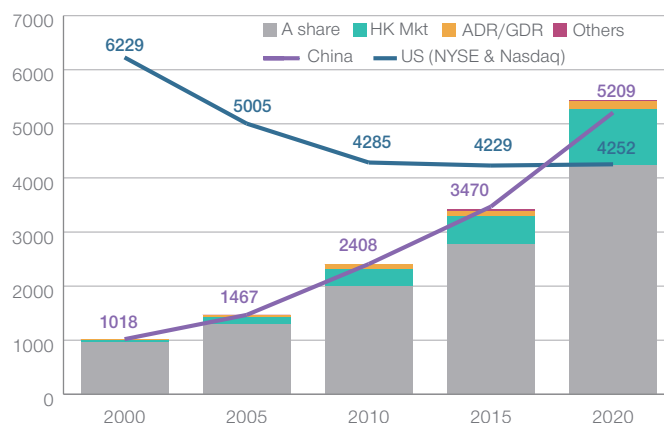
**Fig 2:** China remains underrepresented in global benchmarks



### Past performance is not a reliable indicator of future performance.

Sources: Financial data and analytics provider FactSet. Copyright 2021 FactSet. All Rights Reserved. MSCI, as at 30 July 2021. Please see Additional Disclosure for information on this MSCI data.

**Fig 3:** Number of common stocks, 2000-2020



Source: Financial data and analytics provider FactSet. Copyright 2021 FactSet. All Rights Reserved.

China total represents all listed stock. Dual listed ADR/GDR excluded to avoid double counting.

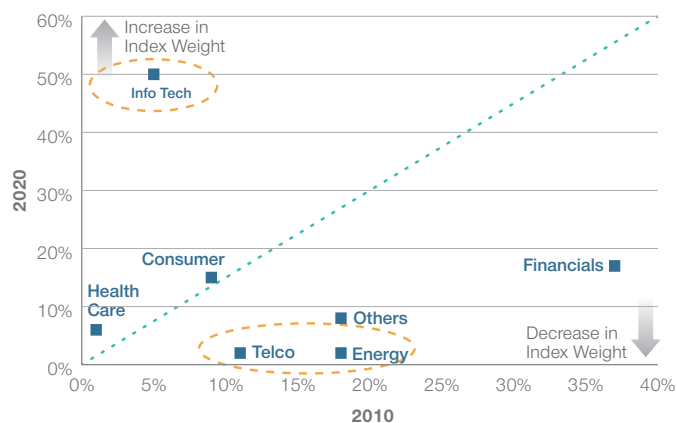
Furthermore, the number of IPOs in China now exceeds those seen in the US. In the last 10 years the number of investable stocks in Chinese companies has risen by 46%, while for the US it has remained largely unchanged.

*“Those willing to go deeper into Chinese markets have the potential to discover the lesser-known stock stories that are poised to be the winners of tomorrow.”*

### A market characterised by innovation and disruption

Crucially, this growth in listed Chinese equities has occurred across a range of innovative sectors. Sectors which used to dominate Chinese equities 10 years ago, such as energy and telcos, have today shrunk to relatively small weights, with market breadth being increasingly driven by growth industries such as technology, industrial automation, healthcare and other consumer-led sectors. Innovation and disruption are not just the preserve of the US, providing an abundant source of opportunity for investors seeking exposure to these trends.

Fig 4: MSCI China sector breakdown, 2010-2020

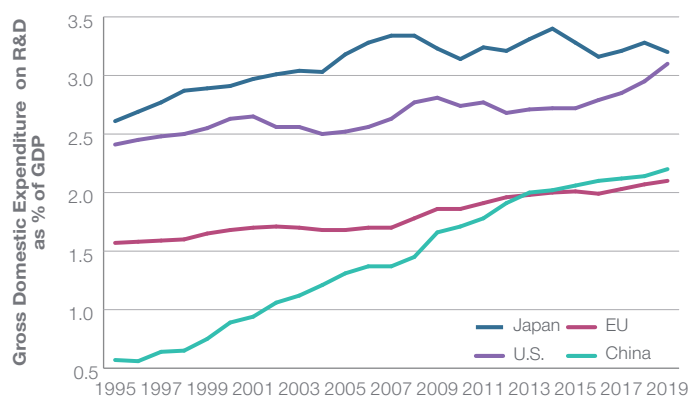


'Disruptive Technology' is defined as the information technology sector, the internet and direct marketing retail industry within the consumer discretionary sector, and the media and entertainment industry group within the communication services sector. Consumer: Consumer Staples and Consumer Discretionary ex Media & Entertainment, and Internet & Direct Marketing Retail. Financials: Financials, Real Estate. Others: Industrials, Utilities, and Communication Services.

T. Rowe Price uses the MSCI/S&P Global Industry Classification Standard (GICS) for sector and industry reporting. T. Rowe Price will adhere to all future updates to GICS for prospective reporting.

Please see Additional Disclosures for information about this MSCI and Global Industry Classification Standard (GICS) information.

Fig 5: R&D expenditure as % of national GDP



Source: OECD, China National Bureau of Statistics. Latest data available.

As at 31 December 2019.

### R&D spend driving continued growth

Investment in research and development (R&D) is the lifeblood of many private sector organisations and helps bring new products and services to market. It's also important to national economies and plays a crucial role in GDP growth. According to data released from China's National Bureau of Statistics, China's spend on R&D climbed 10.3% to 2.44 trillion Chinese yuan (US\$378 billion) in 2020. This accounted for 2.4% of China's GDP, a new record, and it is a priority of China's dual circulation strategy that focuses on higher value-added domestic growth while at the same time preserving China's global competitiveness.

### The world's largest eCommerce market

Today, China is the world's largest eCommerce market with a 57% share of global eCommerce transactions (source: UBS, IMF, March 2021). According to a report by Dezan Shira & Associates, it is predicted that China's eCommerce market will be larger than the US, UK, Japan, Germany and France combined by the end of 2021. Home to more than 710 million digital buyers, in 2019 China's online retail transactions reached US\$1.93 trillion and are forecast to reach US\$4.09 trillion by 2023. These exciting macroeconomic and market dynamics are set to continue. China's economy has enjoyed a V-shaped recovery from the coronavirus-induced shock in the first quarter of 2020. Successful containment of the virus has enabled manufacturing to bounce back strongly, followed by a recovery in the services sector. Meanwhile, Chinese policymakers continue to support innovation and rebalancing toward domestic consumption as core components of the nation's future economic strategy. However,

gaining exposure to China by simply aligning to global indices means investors risk missing out on much of the potential that this broad engine of global growth represents. While investors might be familiar with some of the big-name Chinese companies that have captured global headlines in sectors such as technology and communications, those willing to go deeper into Chinese markets have the potential to discover the lesser-known stock stories that are poised to be the winners of tomorrow – those with the potential to compound over time and generate real value when held over the long term. Investing in the status quo is simply not an option in this fast-evolving opportunity set.

## Additional disclosures

**Source for MSCI:** MSCI and its affiliates and third party sources and providers (collectively, "MSCI") makes no express or implied warranties or representations and shall have no liability whatsoever with respect to any MSCI data contained herein. The MSCI data may not be further redistributed or used as a basis for other indices or any securities or financial products. This report is not approved, reviewed, or produced by MSCI. Historical MSCI data and analysis should not be taken as an indication or guarantee of any future performance analysis, forecast or prediction. None of the MSCI data is intended to constitute investment advice or a recommendation to make (or refrain from making) any kind of investment decision and may not be relied on as such.

**Source for MSCI/S&P (GICS):** The Global Industry Classification Standard ("GICS") was developed by and is the exclusive property and a service mark of Morgan Stanley Capital International Inc. ("MSCI") and Standard & Poor's, a division of The McGraw-Hill Companies, Inc. ("S&P") and is licensed for use by T. Rowe Price. Neither MSCI, S&P nor any third party involved in making or compiling the GICS or any GICS classifications makes any express or implied warranties or representations with respect to such standard or classification (or the results to be obtained by the use thereof), and all such parties hereby expressly disclaim all warranties of originality, accuracy, completeness, merchantability and fitness for a particular purpose with respect to any or such standard or classification. Without limiting any or the foregoing, in no event shall MSCI, S&P, any of their affiliates or any third party involved in making or compiling the GICS or any GICS classifications have any liability for any direct, indirect, special, punitive, consequential or any other damages (including lost profits) even if notified of the possibility of such damages.

## Important Information

The specific securities identified and described do not represent all of the securities purchased, sold, or recommended for the portfolio, and no assumptions should be made that the securities identified and discussed were or will be profitable.

**This material is being furnished for general informational and/or marketing purposes only.** The material does not constitute or undertake to give advice of any nature, including fiduciary investment advice, nor is it intended to serve as the primary basis for an investment decision. Prospective investors are recommended to seek independent legal, financial and tax advice before making any investment decision. T. Rowe Price group of companies including T. Rowe Price Associates, Inc. and/or its affiliates receive revenue from T. Rowe Price investment products and services. **Past performance is not a reliable indicator of future performance.** The value of an investment and any income from it can go down as well as up. Investors may get back less than the amount invested.

The material does not constitute a distribution, an offer, an invitation, a personal or general recommendation or solicitation to sell or buy any securities in any jurisdiction or to conduct any particular investment activity. The material has not been reviewed by any regulatory authority in any jurisdiction.

Information and opinions presented have been obtained or derived from sources believed to be reliable and current; however, we cannot guarantee the sources' accuracy or completeness. There is no guarantee that any forecasts made will come to pass. The views contained herein are as of the date written and are subject to change without notice; these views may differ from those of other T. Rowe Price group companies and/or associates. Under no circumstances should the material, in whole or in part, be copied or redistributed without consent from T. Rowe Price.

The material is not intended for use by persons in jurisdictions which prohibit or restrict the distribution of the material and in certain countries the material is provided upon specific request.

It is not intended for distribution to retail investors in any jurisdiction.

**DIFC** – Issued in the Dubai International Financial Centre by T. Rowe Price International Ltd. This material is communicated on behalf of T. Rowe Price International Ltd. by its representative office which is regulated by the Dubai Financial Services Authority. For Professional Clients only.

**EEA** – Unless indicated otherwise this material is issued and approved by T. Rowe Price (Luxembourg) Management S.à r.l. 35 Boulevard du Prince Henri L-1724 Luxembourg which is authorised and regulated by the Luxembourg Commission de Surveillance du Secteur Financier. For Professional Clients only.

**South Africa** – T. Rowe Price International Ltd ("TRPIL") is an authorised financial services provider under the Financial Advisory and Intermediary Services Act, 2002 (FSP Licence Number 31935), authorised to provide "intermediary services" to South African investors.

**Switzerland** – Issued in Switzerland by T. Rowe Price (Switzerland) GmbH, Talstrasse 65, 6th Floor, 8001 Zurich, Switzerland. For Qualified Investors only.

**UK** – This material is issued and approved by T. Rowe Price International Ltd, 60 Queen Victoria Street, London, EC4N 4TZ which is authorised and regulated by the UK Financial Conduct Authority. For Professional Clients only.

© 2021 T. Rowe Price. All Rights Reserved. T. ROWE PRICE, INVEST WITH CONFIDENCE, and the Bighorn Sheep design are, collectively and/ or apart, trademarks of T. Rowe Price Group, Inc.

CCON0092527 | 202109-1827016

For more information on T. Rowe Price and our investment capabilities, please visit our website:  
**[troweprice.com](https://troweprice.com)**

**T. Rowe Price®**  
INVEST WITH CONFIDENCE