



# Georgia Leading the Way on Governance

After strong reform progress, Georgia is now leading emerging markets peers on governance quality.

December 2019

## KEY INSIGHTS

- Robust fundamentals are supportive for Georgia's dollar-sovereign debt.
- Technical factors are positive as it is unlikely that the Georgian government will issue any more external bonds in 2019.
- Georgia has a strong track record of prudent macroeconomic policies, structural reforms, and an improving business environment.



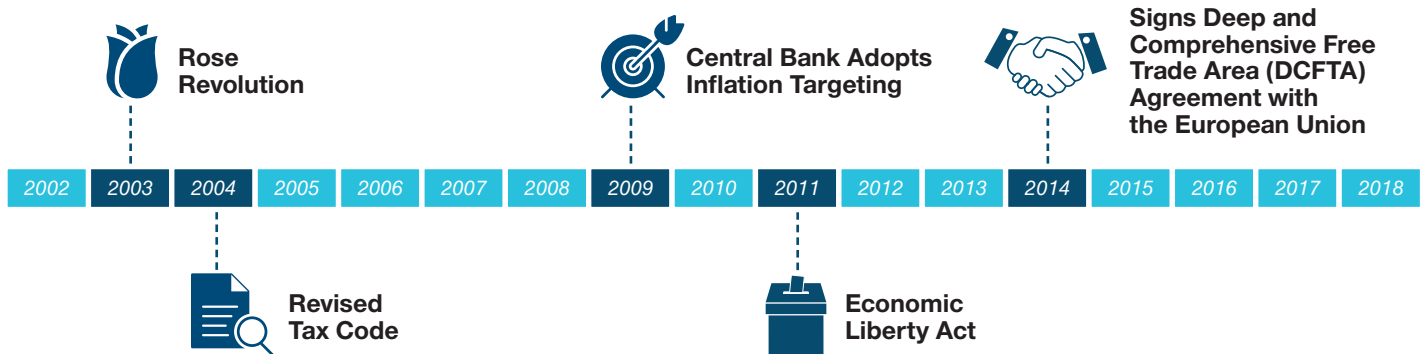
**Peter Botoucharov**  
Credit analyst

Georgia has shown one of the biggest improvements in governance over the past two decades. The 2003 Rose Revolution, which saw the peaceful, pro-Western change of power in Georgia, was the catalyst for the start of a heavy reform agenda in the country that continues to

this day. At T. Rowe Price, our analysts have been monitoring Georgia's progress and have carried out several on-the-ground research trips to see firsthand how wide-reaching reforms have helped to improve the country's governance and business environment.

## Timeline of Key Events in Georgia

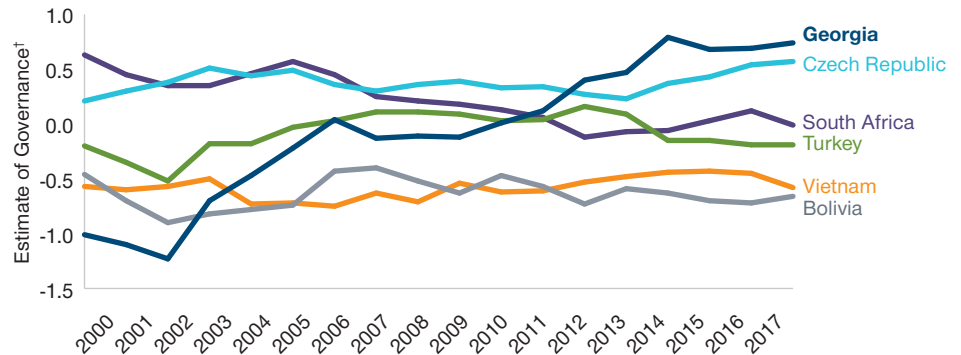
As of November 30, 2019



“In the case of Georgia, significant progress has been made in terms of controlling corruption and improving the business environment.

**(Fig. 1) Georgia Overtakes EM Peers in Control of Corruption**

Control of corruption\*—Georgia vs. emerging markets peers, 2000 to 2017  
As of December 31, 2017



Source: World Bank. Analysis by T. Rowe Price.

\* World Bank: Reflects perceptions of the extent to which public power is exercised for private gain, including both petty and grand forms of corruption, as well as “capture” of the state by elites and private interests.

† A World Bank Indicator that ranges from 2.5 for strong governance performance to -2.5 for weak governance performance.

**Fighting Corruption and Simplifying the Tax System**

Following the Rose Revolution, one of the first areas the government tackled was corruption. The authorities took a zero-tolerance approach, and to show their intent, a number of high-level officials suspected of corruption were dismissed. This anti-corruption fight came at a similar time to the government’s overhaul of the tax system. Loopholes were closed, and a new, simple code was introduced, which significantly reduced the number of taxes from 21 in 2004 to just seven the following year.<sup>1</sup> The government also introduced an electronic tax-filing system, which not only made it easier to pay taxes, but also helped reduce corruption opportunities. As a result of these changes, Georgia’s fiscal situation improved. For example, tax revenues—which are an important source of finance for government services—more than doubled, rising from 12% of gross domestic product (GDP) in 2003 to 25% in 2008.<sup>1</sup>

More than 15 years since these first reforms, Georgia continues to make progress in governance, ethical, and social standards. In the 2017 Worldwide Governance Indicators (WGI) from the World Bank published last year, Georgia achieved its highest ever percentile ranking for controlling corruption, beating most of its emerging markets peers and narrowing the gap with developed countries. In other key governance areas that the World Bank assesses, such as regulatory quality and government effectiveness, Georgia has made similar advancements in recent years, a testament to how successful its reforms have been.

**Rules-Based Fiscal Framework**

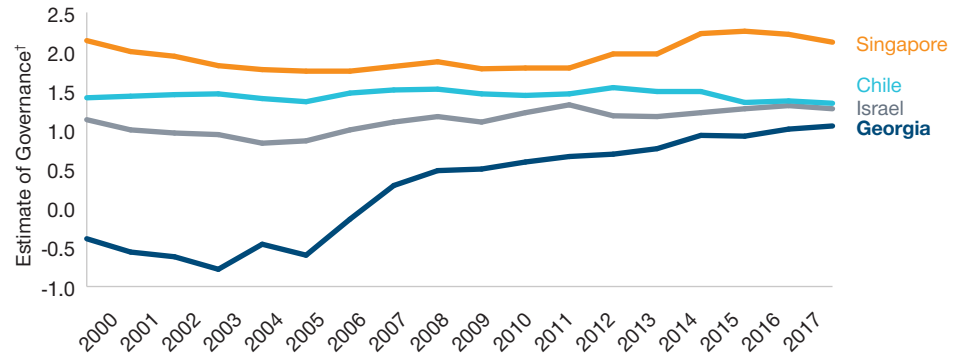
Another key milestone in Georgia’s reform story is the Economic Liberty Act of 2011. This established a rules-based fiscal framework with three main elements: a ceiling on state debt, a ceiling on the consolidated budget deficit, and a ceiling on general

<sup>1</sup> Source: mof.ge.

## (Fig. 2) Georgia Narrows Gap With Developed Markets in Terms of Regulatory Quality

Regulatory quality\*—Georgia versus small, open developed market economies, 2000 to 2017

As of December 31, 2017



Source: World Bank. Analysis by T. Rowe Price.

\* World Bank: Reflects perceptions of the ability of the government to formulate and implement sound policies and regulations that permit and promote private sector development.

† A World Bank Indicator that ranges from 2.5 for strong governance performance to -2.5 for weak governance performance.

government expenditures. While this framework reduced fiscal flexibility, it provided a strong anti-cyclical and institutional anchor to government budgets, and the result has been sustained low fiscal deficits and a stable government debt-to-GDP ratio.

### Risks Roughly Balanced Ahead

Governance is one of the key areas that we assess when conducting our research. In the case of Georgia, significant progress has been made in terms of controlling corruption and improving the business environment.

This, together with Georgia's strong record of prudent monetary policy based on an inflation targeting regime, is supportive for fundamentals.

Technical factors are also positive as it is unlikely that the Georgian government will issue any more external bonds this year. It is also important to remember that risks, which we are monitoring, are still prevalent. Georgia is a small, open economy that is highly dollarized and vulnerable to external shocks. Geopolitics is also a risk given the unresolved conflict with Russia over two occupied regions.

## Georgia at a Glance



Gained independence from the Soviet Union in 1991.



Situated in the intersection between Europe and Asia.



Population of over 3.5 million people.<sup>1</sup>



Rated Ba2, the same as Croatia and Brazil, by Moody's Investors Service Inc.<sup>2</sup>



Issued its first Eurobond in 2008.

Peter Botoucharov, sovereign analyst, explains how Georgia is leading emerging markets peers on governance quality.

### Investment Case

- Robust fundamentals, with growth<sup>3</sup> and inflation<sup>4</sup> in Georgia averaging around 4%<sup>5</sup> and 3%<sup>5</sup> respectively since 2012.
- Technical factors are positive as it is unlikely that the Georgian government will issue any more external bonds this year.
- Strong track record of prudent macroeconomic policies, structural reforms, and improving business environment.

### ESG in Depth

- Georgia has been a leader in improving governance, ethical and social standards, e.g. rule of law and business environment.
- Ranked seventh out of 190 countries in the World Bank's ease of doing business index.<sup>6</sup>
- Georgia has made significant advancements in fighting corruption.

“Georgia has made significant progress in implementing a wide-range of structural reforms and it's now a leader amongst emerging markets in improving the rule of law and business environment.

— Peter Botoucharov  
EM Sovereign Analyst, T. Rowe Price

<sup>1</sup> Source: geostat.ge/en as of November 30, 2019.

<sup>2</sup> Source: Government bond credit ratings by Moody's rating agency, as of November 30, 2019.

<sup>3</sup> GDP real growth rate (%).

<sup>4</sup> Annual core inflation rate %.

<sup>5</sup> Source: geostat.ge/en. Analysis by T. Rowe Price as of November 30, 2019.

<sup>6</sup> Source: The World Bank Group as of October 24, 2019.

### WHAT WE'RE WATCHING NEXT

Going forward, it is important that we see the trend of positive reforms continue in Georgia, particularly in areas such as pensions and education.

T. Rowe Price focuses on delivering investment management excellence that investors can rely on—now and over the long term.

**T.RowePrice®**

**Important Information**

This material is being furnished for general informational purposes only. The material does not constitute or undertake to give advice of any nature, including fiduciary investment advice, nor is it intended to serve as the primary basis for an investment decision. Prospective investors are recommended to seek independent legal, financial and tax advice before making any investment decision. T. Rowe Price group of companies including T. Rowe Price Associates, Inc. and/or its affiliates receive revenue from T. Rowe Price investment products and services. **Past performance is not a reliable indicator of future performance.** The value of an investment and any income from it can go down as well as up. Investors may get back less than the amount invested.

The material does not constitute a distribution, an offer, an invitation, a personal or general recommendation or solicitation to sell or buy any securities in any jurisdiction or to conduct any particular investment activity. The material has not been reviewed by any regulatory authority in any jurisdiction.

Information and opinions presented have been obtained or derived from sources believed to be reliable and current; however, we cannot guarantee the sources' accuracy or completeness. There is no guarantee that any forecasts made will come to pass. The views contained herein are as of the date written and are subject to change without notice; these views may differ from those of other T. Rowe Price group companies and/or associates. Under no circumstances should the material, in whole or in part, be copied or redistributed without consent from T. Rowe Price.

The material is not intended for use by persons in jurisdictions which prohibit or restrict the distribution of the material and in certain countries the material is provided upon specific request. It is not intended for distribution to retail investors in any jurisdiction.

**Australia**—Issued in Australia by T. Rowe Price Australia Limited (ABN: 13 620 668 895 and AFSL: 503741), Level 50, Governor Phillip Tower, 1 Farrer Place, Suite 50B, Sydney, NSW 2000, Australia. For Wholesale Clients only.

**Brunei**—This material can only be delivered to certain specific institutional investors for informational purpose upon request only. The strategy and/or any products associated with the strategy has not been authorised for distribution in Brunei. No distribution of this material to any member of the public in Brunei is permitted.

**Canada**—Issued in Canada by T. Rowe Price (Canada), Inc. T. Rowe Price (Canada), Inc.'s investment management services are only available to Accredited Investors as defined under National Instrument 45-106. T. Rowe Price (Canada), Inc. enters into written delegation agreements with affiliates to provide investment management services.

**China**—This material is provided to specific qualified domestic institutional investor or sovereign wealth fund on a one-on-one basis. No invitation to offer, or offer for, or sale of, the shares will be made in the People's Republic of China ("PRC") (which, for such purpose, does not include the Hong Kong or Macau Special Administrative Regions or Taiwan) or by any means that would be deemed public under the laws of the PRC. The information relating to the strategy contained in this material has not been submitted to or approved by the China Securities Regulatory Commission or any other relevant governmental authority in the PRC. The strategy and/or any product associated with the strategy may only be offered or sold to investors in the PRC that are expressly authorized under the laws and regulations of the PRC to buy and sell securities denominated in a currency other than the Renminbi (or RMB), which is the official currency of the PRC. Potential investors who are resident in the PRC are responsible for obtaining the required approvals from all relevant government authorities in the PRC, including, but not limited to, the State Administration of Foreign Exchange, before purchasing the shares. This document further does not constitute any securities or investment advice to citizens of the PRC, or nationals with permanent residence in the PRC, or to any corporation, partnership, or other entity incorporated or established in the PRC.

**DIFC**—Issued in the Dubai International Financial Centre by T. Rowe Price International Ltd. This material is communicated on behalf of T. Rowe Price International Ltd. by its representative office which is regulated by the Dubai Financial Services Authority. For Professional Clients only.

**EEA ex-UK**—Unless indicated otherwise this material is issued and approved by T. Rowe Price (Luxembourg) Management S.à r.l. 35 Boulevard du Prince Henri L-1724 Luxembourg which is authorised and regulated by the Luxembourg Commission de Surveillance du Secteur Financier. For Professional Clients only.

**Hong Kong**—Issued in Hong Kong by T. Rowe Price Hong Kong Limited, 6/F, Chater House, 8 Connaught Road Central, Hong Kong. T. Rowe Price Hong Kong Limited is licensed and regulated by the Securities & Futures Commission. For Professional Investors only.

**Indonesia**—This material is intended to be used only by the designated recipient to whom T. Rowe Price delivered; it is for institutional use only. Under no circumstances should the material, in whole or in part, be copied, redistributed or shared, in any medium, without prior written consent from T. Rowe Price. No distribution of this material to members of the public in any jurisdiction is permitted.

**Korea**—This material is intended only to Qualified Professional Investors upon specific and unsolicited request and may not be reproduced in whole or in part nor can they be transmitted to any other person in the Republic of Korea.

**Malaysia**—This material can only be delivered to specific institutional investor upon specific and unsolicited request. The strategy and/or any products associated with the strategy has not been authorised for distribution in Malaysia. This material is solely for institutional use and for informational purposes only. This material does not provide investment advice or an offering to make, or an inducement or attempted inducement of any person to enter into or to offer to enter into, an agreement for or with a view to acquiring, disposing of, subscribing for or underwriting securities. Nothing in this material shall be considered a making available of, solicitation to buy, an offering for subscription or purchase or an invitation to subscribe for or purchase any securities, or any other product or service, to any person in any jurisdiction where such offer, solicitation, purchase or sale would be unlawful under the laws of Malaysia.

**New Zealand**—Issued in New Zealand by T. Rowe Price Australia Limited (ABN: 13 620 668 895 and AFSL: 503741), Level 50, Governor Phillip Tower, 1 Farrer Place, Suite 50B, Sydney, NSW 2000, Australia. No Interests are offered to the public. Accordingly, the Interests may not, directly or indirectly, be offered, sold or delivered in New Zealand, nor may any offering document or advertisement in relation to the Interests be distributed in New Zealand, other than in circumstances where there is no contravention of the Financial Markets Conduct Act 2013.

**Philippines**—THE STRATEGY AND/ OR ANY SECURITIES ASSOCIATED WITH THE STRATEGY BEING OFFERED OR SOLD HEREIN HAVE NOT BEEN REGISTERED WITH THE SECURITIES AND EXCHANGE COMMISSION UNDER THE SECURITIES REGULATION CODE. ANY FUTURE OFFER OR SALE OF THE STRATEGY AND/ OR ANY SECURITIES IS SUBJECT TO REGISTRATION REQUIREMENTS UNDER THE CODE, UNLESS SUCH OFFER OR SALE QUALIFIES AS AN EXEMPT TRANSACTION.

**Singapore**—Issued in Singapore by T. Rowe Price Singapore Private Ltd., No. 501 Orchard Rd, #10-02 Wheelock Place, Singapore 238880. T. Rowe Price Singapore Private Ltd. is licensed and regulated by the Monetary Authority of Singapore. For Institutional and Accredited Investors only.

**South Africa**—T. Rowe Price International Ltd ("TRPIL") is an authorised financial services provider under the Financial Advisory and Intermediary Services Act, 2002 (FSP Licence Number 31935), authorised to provide "intermediary services" to South African investors.

**Switzerland**—Issued in Switzerland by T. Rowe Price (Switzerland) GmbH, Talstrasse 65, 6th Floor, 8001 Zurich, Switzerland. For Qualified Investors only.

**Taiwan**—This does not provide investment advice or recommendations. Nothing in this material shall be considered a solicitation to buy, or an offer to sell, a security, or any other product or service, to any person in the Republic of China.

**Thailand**—This material has not been and will not be filed with or approved by the Securities Exchange Commission of Thailand or any other regulatory authority in Thailand. The material is provided solely to "institutional investors" as defined under relevant Thai laws and regulations. No distribution of this material to any member of the public in Thailand is permitted. Nothing in this material shall be considered a provision of service, or a solicitation to buy, or an offer to sell, a security, or any other product or service, to any person where such provision, offer, solicitation, purchase or sale would be unlawful under relevant Thai laws and regulations.

**UK**—This material is issued and approved by T. Rowe Price International Ltd, 60 Queen Victoria Street, London, EC4N 4TZ which is authorised and regulated by the UK Financial Conduct Authority. For Professional Clients only.

**USA**—Issued in the USA by T. Rowe Price Associates, Inc., 100 East Pratt Street, Baltimore, MD, 21202, which is regulated by the U.S. Securities and Exchange Commission. For Institutional Investors only.

© 2019 T. Rowe Price. All rights reserved. T. ROWE PRICE, INVEST WITH CONFIDENCE, and the bighorn sheep design are, collectively and/or apart, trademarks or registered trademarks of T. Rowe Price Group, Inc.