



China Outlook: Stabilization First, Improving Later

Policy easing to bear fruit in 2020.

December 2019

KEY INSIGHTS

- China's economy should first stabilize in 2020 and then improve gradually as the year unfolds.
- We expect a pause in deleveraging and a switch from tax cuts to infrastructure spending in a more determined effort to boost the economy.
- Valuations are attractive. As a policy-driven market, A-shares could respond positively to further easing ahead of an improvement in earnings.



Wenli Zheng

Portfolio Manager, Asia Ex-Japan

There was a broad-based slowdown in the Chinese economy in 2019 arising from weaker exports, fixed investment, and property. Real gross domestic product (GDP) growth fell from 6.4% year-on-year in the first quarter to 6.2% in the second quarter and 6.0% in the third quarter, the lowest since 1992.¹ Economic forecasters expect growth will fall below 6.0% next year, the minimum if Beijing's long-held target of doubling China's GDP over 2010 to 2020 is to be met.

Beijing has not been panicked by a slowing economy into introducing another massive stimulus package as in 2008 or 2015. We think this signals a more mature policy approach, where official targets can be missed if circumstances dictate that is prudent. The Chinese economy's deceleration since 2011 is partly structural in nature and is expected to continue.

Structural factors affecting growth include property peaking as a growth driver, a falling labor supply and aging population, the switch from manufacturing to lower-productivity services, and a share of world trade that is no longer increasing. We believe that despite this less favorable background, China can continue to transition its economy successfully, balancing growth stabilization with deleveraging efforts while managing the impact of trade tensions, which seem likely to persist beyond the U.S. presidential election next November.

As investors in Chinese equities, we look for leaders in industries that are undergoing consolidation, as well as gaining market share. For the longer term, we view China as a potentially rich source of high-quality companies, with leaders that are successfully moving up the value chain, pushing out the boundaries of innovation.

¹Source: Societe Generale: Country Briefing—China, November 26, 2019.

85%²

The share of China's private sector in total urban employment.

Western financial media comment often focuses on the problems of China's state-owned enterprises (SOEs). We think this is misleading since China's SOEs and heavy industry are unrepresentative of the modern economy. It is the private sector today that drives the business cycle in China, accounting for 85% of urban employment², 70% of total investment spending, and 60% of GDP.²

Tariffs Not the Main Factor in China's Slowdown

While President Donald Trump's import tariffs have hurt China, we do not believe they were the major factor behind the slowing economy in 2019. First, the loss of momentum in China's total exports in 2018/2019 mirrors closely that of other emerging markets (and also developed economies). This points to the weak global economy, not U.S. import tariffs, as a bigger factor in explaining China's economic slowdown. The global trade slowdown will also have contributed to the weak performance of export-oriented manufacturing investment.

Second, China's financial deleveraging policies have remained in place for longer than was expected at the start of the year. "Shadow banking" flows, for example, as proxied by the sum of trust loans, entrusted loans, and bankers acceptances, fell 8% year-on-year in October.³ This partial credit crunch gave rise to strong financial pressures that fell mostly on China's private enterprise sector, such as property developers and manufacturing exporters.

Another significant drag on the Chinese economy in 2019 was the cyclical downturn in the automobile sector, a shock big enough to reduce annual GDP growth by 0.5% on some estimates. Demand for autos in China was down 5.9% year-on-year in

October,⁴ with sales at their lowest level since 2015. We expect demand for autos to begin to stabilize soon, in which case the headwind to growth from autos should fade and later reverse in 2020.

Macro Economic Policy in 2020

While China's government has accepted lower trend growth, we expect a pause in deleveraging in 2020 and a switch to infrastructure spending from tax cuts in a more determined effort to support growth. In 2019, Beijing probably wished to keep some powder in reserve until there was greater clarity on trade. We assume a "phase one" trade deal is agreed with the U.S. and that China will introduce further policy stimulus that may succeed in stabilizing the economy close to 6.0%.

We have not seen significant monetary easing from the People's Bank of China, China's central bank, in 2019. China's credit cycle troughed early in 2018, and there has been no strong acceleration since. There is good reason for this. Looser monetary policy could undo Beijing's efforts to stabilize the residential property market over the past two years, igniting an asset bubble.

We expect further modest cuts in short-term interest rates and in the required reserve ratio in the coming months. Monetary policy overall, however, is expected to play a subordinate role to fiscal policy in 2020. More fiscal stimulus measures are expected to be announced after the government's annual economic work program meetings in December. The decision to allow local and regional governments to bring forward some of next year's "special bond" quota (mainly used to finance infrastructure) is another sign that policy has switched from deleveraging to supporting economic growth.

² Source: HSBC Global Research, July 2019.

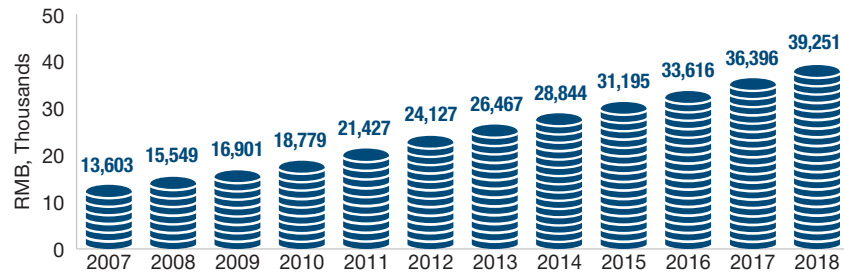
³ Source: CLSA Infotax, November 12, 2019.

⁴ Goldman Sachs: China Weekly Kickstart, November 22, 2019.

(Fig. 1) Strong Household Income Drives Consumption

Household Urban Disposable Income

As of December 31, 2018



Sources: Haver Analytics, China National Bureau of Statistics, OECD.

“Many of the China stocks that we favor are supported by domestic demand rather than by exports.”

Forget GDP, Follow Household Wealth

The correlation of the A-share market to real GDP growth is weak. Far more important for equities are nominal income aggregates, such as household incomes and wealth. These represent a more important growth metric for many domestic Chinese companies. The middle class in China continues to expand, with household income growing around 10% annually. Already, around 47 million wealthy middle class Chinese are in households with an annual income that is above USD 50,000 (RMB 351,500),⁵ a number that is projected to increase over four times in the next 20 years or so.

Many of the China stocks that we favor are supported by domestic demand rather than by exports. Hence, the actual direct economic impact of the U.S.-China trade uncertainty on them may be quite limited, although sentiment can be more volatile. Investors should note that about 90% of listed enterprise profits in China are domestic. Only 10% are earned overseas, and the U.S. share is a mere 3% to 4%.⁶ The uptrend in household income makes the story of the Chinese consumer one of the world's most

exciting for equity investors, and it still potentially has decades to run.

More and more Chinese households are buying products that are prominent in the western world, such as cars, electronics, cosmetics, and health insurance. They are also spending increasing amounts on food, vacations, and entertainment. “Premiumization,” or switching to higher-quality brands, is also a big theme, as Chinese consumers are discerning and are increasingly demanding higher-quality products.

China's aging population will eventually act as a drag on demand. But in the interim, demographics may actually boost consumer demand, postponing the day of reckoning for the one-child policy. Here's how: About 44% of adult consumers in urban China fall into the 40 to 64 years age bracket.⁵ Many are “empty nesters” (i.e., couples, often with two incomes, whose only child has recently left home). China's empty nesters tend to have more discretionary income available, while many will have paid down their mortgages. Consumer surveys point to them shifting their spending to “experiential consumption” rather than more of the goods that they have already acquired.

⁵ Source: HSBC Global Research, July 2019.

⁶ Source: HSBC Global Research, September 2018.

China's domestic A-share market... provides a growing and exciting long-term investment opportunity for foreign investors.

This has important implications for the growth in demand for specific products and services, particularly services such as tourism and entertainment. These empty nesters want to stay fit and healthy, spend more on higher-quality food and beverage, travel more, and spend on home improvements. This is a rich vein for foreign investors to potentially exploit.

China A-Shares: A Growing Opportunity

Foreign participation in China's onshore A-share market is still only at a low-single-digit level (around 3%),⁷ even after inclusion in the key MSCI indices. Over the longer term, we are confident that international investors and fund managers will not wish to fall so far behind China's new and rising benchmark weightings and will reposition their China mandates accordingly.

China's domestic A-share market currently accounts for nearly 70% of the investible China equity universe.⁸ It provides a growing and exciting long-term investment opportunity for foreign investors. There are many new opportunities to be explored

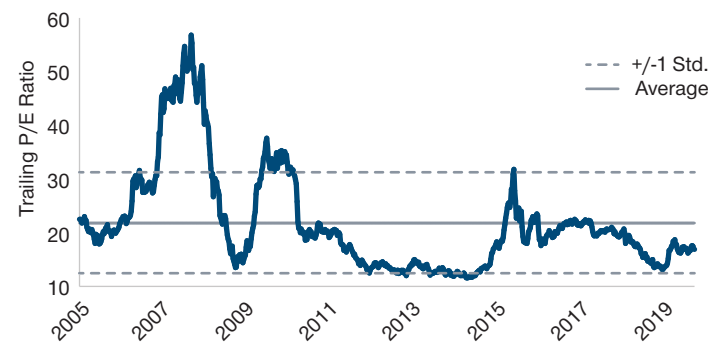
and potentially exploited, such as the small- and mid-cap space, which, in China, tends to be very liquid, if at times volatile. Foreign ownership of 3% looks anomalous and out of line with other Asian markets such as Taiwan and South Korea, which are around 40% foreign owned.⁹ We believe that increasing foreign investor participation over time will not only help to underpin A-share returns, it will also support greater transparency, working with the grain of the efforts of China's financial regulators to improve the quality of domestic markets.

We also believe that an active, bottom-up investment style is the best way to approach the expanding investment opportunity set in China. China's domestic equity markets today remain inefficient, dominated by retail investors given the narrow local institutional investor base and marginal presence of foreign investors. This offers good opportunities for bottom-up stock pickers to add alpha by choosing the right stocks. An edge in fundamental research should help foreign investors to identify good opportunities among China's higher-quality domestic equities.

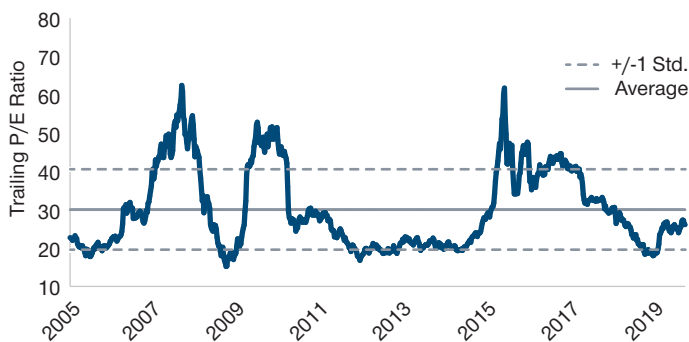
(Fig. 2) China Equity Valuations Cheap vs. History

Trailing P/E Ratios Are Below Their Post-2005 Average
As of September 30, 2019

China A-Share Price-to-Earnings Ratio (X)



China A-Share Ex-Financials Price-to-Earnings Ratio (X)



Source: UBS Securities.

⁷ Source: Goldman Sachs Research, May 2019.

⁸ Source: Goldman Sachs China Research, May 2019.

⁹ Source: Goldman Sachs China Research, June 2019.

14%¹⁰

Consensus forecasts for earnings per share growth in 2020 for the CSI 300 Index of large-cap A-share stocks.

Valuations Remain Attractive

Valuations in China have fallen significantly since 2015/2016. Even after this year's rebound (Shanghai Composite Index +18.5% in USD, as of November 22, 2019). China A-shares are still at very attractive levels. The market is trading below its post-2005 historical mean in terms of trailing

and forward P/E ratio, something that applies to few other major stock markets today (see Figure 2). The 12-month forward P/E ratio is 11.1X for MSCI China and 11.3X for the CSI 300 Index of top A-share stocks. Consensus forecasts are for earnings per share growth of 12% and 9% for MSCI China in 2019 and 2020, respectively, and 17% and 14% for the CSI 300 Index.¹⁰

WHAT WE'RE WATCHING NEXT

We will be watching for signs of stabilization in China's domestic economy in the first half of 2020, especially with regard to private consumption and infrastructure investment. We will also monitor producer price index momentum closely for an end to deflation and a rebound in enterprise profits.

¹⁰ Source: Goldman Sachs Research, November 22, 2019.

T. Rowe Price focuses on delivering investment management excellence that investors can rely on—now and over the long term.

T.RowePrice®

Important Information

This material is being furnished for general informational purposes only. The material does not constitute or undertake to give advice of any nature, including fiduciary investment advice, nor is it intended to serve as the primary basis for an investment decision. Prospective investors are recommended to seek independent legal, financial and tax advice before making any investment decision. T. Rowe Price group of companies including T. Rowe Price Associates, Inc. and/or its affiliates receive revenue from T. Rowe Price investment products and services. **Past performance is not a reliable indicator of future performance.** The value of an investment and any income from it can go down as well as up. Investors may get back less than the amount invested.

The material does not constitute a distribution, an offer, an invitation, a personal or general recommendation or solicitation to sell or buy any securities in any jurisdiction or to conduct any particular investment activity. The material has not been reviewed by any regulatory authority in any jurisdiction.

Information and opinions presented have been obtained or derived from sources believed to be reliable and current; however, we cannot guarantee the sources' accuracy or completeness. There is no guarantee that any forecasts made will come to pass. The views contained herein are as of the date written and are subject to change without notice; these views may differ from those of other T. Rowe Price group companies and/or associates. Under no circumstances should the material, in whole or in part, be copied or redistributed without consent from T. Rowe Price.

The material is not intended for use by persons in jurisdictions which prohibit or restrict the distribution of the material and in certain countries the material is provided upon specific request. It is not intended for distribution to retail investors in any jurisdiction.

Australia—Issued in Australia by T. Rowe Price Australia Limited (ABN: 13 620 668 895 and AFSL: 503741), Level 50, Governor Phillip Tower, 1 Farrer Place, Suite 50B, Sydney, NSW 2000, Australia. For Wholesale Clients only.

Brunei—This material can only be delivered to certain specific institutional investors for informational purpose upon request only. The strategy and/or any products associated with the strategy has not been authorised for distribution in Brunei. No distribution of this material to any member of the public in Brunei is permitted.

Canada—Issued in Canada by T. Rowe Price (Canada), Inc. T. Rowe Price (Canada), Inc.'s investment management services are only available to Accredited Investors as defined under National Instrument 45-106. T. Rowe Price (Canada), Inc. enters into written delegation agreements with affiliates to provide investment management services.

China—This material is provided to specific qualified domestic institutional investor or sovereign wealth fund on a one-on-one basis. No invitation to offer, or offer for, or sale of, the shares will be made in the People's Republic of China ("PRC") (which, for such purpose, does not include the Hong Kong or Macau Special Administrative Regions or Taiwan) or by any means that would be deemed public under the laws of the PRC. The information relating to the strategy contained in this material has not been submitted to or approved by the China Securities Regulatory Commission or any other relevant governmental authority in the PRC. The strategy and/or any product associated with the strategy may only be offered or sold to investors in the PRC that are expressly authorized under the laws and regulations of the PRC to buy and sell securities denominated in a currency other than the Renminbi (or RMB), which is the official currency of the PRC. Potential investors who are resident in the PRC are responsible for obtaining the required approvals from all relevant government authorities in the PRC, including, but not limited to, the State Administration of Foreign Exchange, before purchasing the shares. This document further does not constitute any securities or investment advice to citizens of the PRC, or nationals with permanent residence in the PRC, or to any corporation, partnership, or other entity incorporated or established in the PRC.

DIFC—Issued in the Dubai International Financial Centre by T. Rowe Price International Ltd. This material is communicated on behalf of T. Rowe Price International Ltd. by its representative office which is regulated by the Dubai Financial Services Authority. For Professional Clients only.

EEA ex-UK—Unless indicated otherwise this material is issued and approved by T. Rowe Price (Luxembourg) Management S.à r.l. 35 Boulevard du Prince Henri L-1724 Luxembourg which is authorised and regulated by the Luxembourg Commission de Surveillance du Secteur Financier. For Professional Clients only.

Hong Kong—Issued in Hong Kong by T. Rowe Price Hong Kong Limited, 6/F, Chater House, 8 Connaught Road Central, Hong Kong. T. Rowe Price Hong Kong Limited is licensed and regulated by the Securities & Futures Commission. For Professional Investors only.

Indonesia—This material is intended to be used only by the designated recipient to whom T. Rowe Price delivered; it is for institutional use only. Under no circumstances should the material, in whole or in part, be copied, redistributed or shared, in any medium, without prior written consent from T. Rowe Price. No distribution of this material to members of the public in any jurisdiction is permitted.

Korea—This material is intended only to Qualified Professional Investors upon specific and unsolicited request and may not be reproduced in whole or in part nor can they be transmitted to any other person in the Republic of Korea.

Malaysia—This material can only be delivered to specific institutional investor upon specific and unsolicited request. The strategy and/or any products associated with the strategy has not been authorised for distribution in Malaysia. This material is solely for institutional use and for informational purposes only. This material does not provide investment advice or an offering to make, or an inducement or attempted inducement of any person to enter into or to offer to enter into, an agreement for or with a view to acquiring, disposing of, subscribing for or underwriting securities. Nothing in this material shall be considered a making available of, solicitation to buy, an offering for subscription or purchase or an invitation to subscribe for or purchase any securities, or any other product or service, to any person in any jurisdiction where such offer, solicitation, purchase or sale would be unlawful under the laws of Malaysia.

New Zealand—Issued in New Zealand by T. Rowe Price Australia Limited (ABN: 13 620 668 895 and AFSL: 503741), Level 50, Governor Phillip Tower, 1 Farrer Place, Suite 50B, Sydney, NSW 2000, Australia. No Interests are offered to the public. Accordingly, the Interests may not, directly or indirectly, be offered, sold or delivered in New Zealand, nor may any offering document or advertisement in relation to the Interests be distributed in New Zealand, other than in circumstances where there is no contravention of the Financial Markets Conduct Act 2013.

Philippines—THE STRATEGY AND/ OR ANY SECURITIES ASSOCIATED WITH THE STRATEGY BEING OFFERED OR SOLD HEREIN HAVE NOT BEEN REGISTERED WITH THE SECURITIES AND EXCHANGE COMMISSION UNDER THE SECURITIES REGULATION CODE. ANY FUTURE OFFER OR SALE OF THE STRATEGY AND/ OR ANY SECURITIES IS SUBJECT TO REGISTRATION REQUIREMENTS UNDER THE CODE, UNLESS SUCH OFFER OR SALE QUALIFIES AS AN EXEMPT TRANSACTION.

Singapore—Issued in Singapore by T. Rowe Price Singapore Private Ltd., No. 501 Orchard Rd, #10-02 Wheelock Place, Singapore 238880. T. Rowe Price Singapore Private Ltd. is licensed and regulated by the Monetary Authority of Singapore. For Institutional and Accredited Investors only.

South Africa—T. Rowe Price International Ltd ("TRPIL") is an authorised financial services provider under the Financial Advisory and Intermediary Services Act, 2002 (FSP Licence Number 31935), authorised to provide "intermediary services" to South African investors.

Switzerland—Issued in Switzerland by T. Rowe Price (Switzerland) GmbH, Talstrasse 65, 6th Floor, 8001 Zurich, Switzerland. For Qualified Investors only.

Taiwan—This does not provide investment advice or recommendations. Nothing in this material shall be considered a solicitation to buy, or an offer to sell, a security, or any other product or service, to any person in the Republic of China.

Thailand—This material has not been and will not be filed with or approved by the Securities Exchange Commission of Thailand or any other regulatory authority in Thailand. The material is provided solely to "institutional investors" as defined under relevant Thai laws and regulations. No distribution of this material to any member of the public in Thailand is permitted. Nothing in this material shall be considered a provision of service, or a solicitation to buy, or an offer to sell, a security, or any other product or service, to any person where such provision, offer, solicitation, purchase or sale would be unlawful under relevant Thai laws and regulations.

UK—This material is issued and approved by T. Rowe Price International Ltd, 60 Queen Victoria Street, London, EC4N 4TZ which is authorised and regulated by the UK Financial Conduct Authority. For Professional Clients only.

USA—Issued in the USA by T. Rowe Price Associates, Inc., 100 East Pratt Street, Baltimore, MD, 21202, which is regulated by the U.S. Securities and Exchange Commission. For Institutional Investors only.

© 2019 T. Rowe Price. All rights reserved. T. ROWE PRICE, INVEST WITH CONFIDENCE, and the bighorn sheep design are, collectively and/or apart, trademarks or registered trademarks of T. Rowe Price Group, Inc.