

A new way to calculate retirement health care costs

From the Field
February 2024

Key Insights

- Viewing retirement health care costs as an annual expense, instead of as a lump sum, makes it easier for retirees to plan for and pay for them.
- Health insurance premiums are usually fixed and can be budgeted for monthly, while out-of-pocket expenses can vary and could be paid from savings and other sources.
- Retirement health care costs can vary widely, depending on the type of insurance a retiree chooses. Useful estimates should focus on the type of insurance coverage.



Sudipto Banerjee, Ph.D.
Vice President, Retirement Thought Leadership

Health care costs are top of mind for every retiree or anyone who is nearing retirement. According to T. Rowe Price's Retirement Savings and Spending Study (2023), the top two spending concerns of retirees are (in order of importance) paying for long-term care services and out-of-pocket health care expenses.¹

The projected health care costs in retirement provided by some of the leading experts sound alarming. In its latest (2024) projection, the Employee Benefit Research Institute (EBRI) estimates that to have a

90% chance of covering all their health insurance premiums and out-of-pocket costs, a 65-year-old couple will need \$351,000.² This number does not include long-term care costs, which could be catastrophic in some cases.

While these numbers offer a good idea of how expensive retirement health care could be over several decades, they are not very helpful for individual financial planning. Here's why:

1. Lump-sum estimates of health care costs covering the entire duration of retirement are not useful for budgeting and planning purposes because health care expenses are not incurred as lump sums. Individuals have to make their health care decisions based on their financial resources at any given point in time.
2. There are embedded health insurance coverage assumptions in most of these calculations. Health insurance coverage varies significantly for retired

¹ The Retirement Savings and Spending (RSS) Study is a nationally representative annual survey of 401(k) plan participants and retirees. The survey has been fielded annually since 2014. The 2023 survey was conducted between July 24 and August 13, 2023. It included 3,041 401(k) participants, full time or part time workers who never retired, currently age 18 or older, and either contributing to a 401(k) plan or eligible to contribute and have a balance of \$1,000+. The survey also included 1,176 retirees who have retired with a Rollover IRA or 401(k) plan balance.

² Fronstin, Paul and Jake Spiegel. "Projected Savings Medicare Beneficiaries Need for Health Expenses Increased Again in 2023," EBRI Issue Brief, no. 549 (January 18, 2024).

Americans, even under the broad umbrella of Medicare. It is not clear if any particular type of health insurance coverage can be termed as “typical.”

3. Combining premiums and out-of-pocket costs tends to distort the perception of the risk of health care costs in retirement and complicates the associated financial planning. Premiums are relatively stable at the individual level, but out-of-pocket costs are more uncertain and, as a result, account for most of the variation in health care costs. Premiums also constitute the bulk of their health care expenses for the majority of retirees. As a result, for most retirees, a large chunk of their annual health care costs is predictable and can be easily planned for, a fact masked by the combined lifetime health care cost estimates.

By separating the premiums and out-of-pocket costs, retirees will be able to plan better for these expenses. Premiums, similar to other monthly expenses, like a cable or utility bill, are often paid from monthly income. On the other hand, out-of-pocket expenses are much more likely to be funded from savings.

As a result, we believe that framing health care costs in retirement should be based on (at least) three factors:

- Annual costs
- Type of health insurance coverage
- Separation of premiums and out-of-pocket expenses

From an individual perspective, the more personalized the estimates are, the better. To that effect, a host of other factors (such as income, age, health status, marital status, state of residence, etc.) can be added to this framework. But since it is

not always possible to reliably estimate retiree health care costs using all these factors, we think our three-factor approach is a reasonable basic framework to estimate health care costs in retirement. Also, presenting a detailed picture of the distribution of these costs—rather than single summary measures like averages—addresses some of the personalization needs. For example, someone in excellent health might expect to be in the bottom quartile of out-of-pocket expenses, while someone with one or more serious chronic conditions might find themselves in the top decile of out-of-pocket expenses.

For the purposes of this research, we chose not to include the cost of long-term care. Although a majority of individuals do not incur out-of-pocket long-term care expenses during their retirement years, it could be catastrophic for a small fraction of retirees.³ The uncertainty of incurring any out-of-pocket long-term care expenses combined with the highly skewed distribution of long-term care expenses makes it very difficult to plan for them. But there are a couple of ways people can prepare for long-term care expenses. Buying long-term care insurance could be a solution. There are a number of factors that could influence the decision to purchase long-term care insurance, including premiums (which could be very high), the level of assets an individual wants to protect, bankruptcy concerns about insurers, and the lack of caregivers. The other way is to self-insure using personal savings and then depend on Medicaid if assets are exhausted.

Below, we discuss in more detail why it is important to use annual costs, type of health insurance coverage, and separation of premiums and out-of-pocket expenses for a basic framing of retiree health care costs. Then, using this framework, we present health care cost estimates based on data from the Health and Retirement

“

Premiums, similar to other monthly expenses, like a cable or utility bill, are often paid from monthly income. On the other hand, out-of-pocket expenses are much more likely to be funded from savings.

— Sudipto Banerjee, Ph.D.
Vice President, Retirement
Thought Leadership

³ Banerjee, Sudipto. “Cumulative Out-of-Pocket Health Care Expenses After the Age of 70,” EBRI Issue Brief, no. 446 (Employee Benefit Research Institute, April 3, 2018).

Study (HRS)⁴ and 2024 Medicare premiums. We also provide some guidelines on how individuals can plan to meet these expenses.

Why use annual health care costs?

As mentioned earlier, cumulative health care cost estimates are useful in conveying the overall risk of health care costs in retirement, but there are certain disadvantages of using these estimates.

— **It's hard to build a financial plan around a lump sum** since health care expenses are not incurred as a lump sum, and it is not clear how such information can be used to plan for retirement health care costs. Let's take an example of a hypothetical 65-year-old couple who needs \$300,000 to fund their health care costs in retirement. How should they go about it? Should they set aside \$300,000 from their retirement savings at age 65 to meet their future health care cost needs? If so, how should they allocate the sum between savings and investments? And what if they only have \$280,000 in retirement savings? Does that mean they have no chance of affording their projected health care expenses? And if they should not set aside the \$300,000 as a lump sum, how much do they need at age 65, 75, or 85? These types of questions immediately point out the problems one might face when using these lump-sum estimates to plan for health care costs in retirement.

— **The burden of health care costs seems higher when the cumulative approach is applied to health care costs alone without including income and assets.** If we're going to treat health care as a lump sum, let's apply that framework to the

entire financial situation of a household and include assets and income.

Again, let's take the example of our hypothetical 65-year-old couple. Assume that they have \$400,000 in retirement savings and their combined monthly Social Security benefit is \$2,000. Surely, the \$300,000 needed for health care costs seems daunting for this couple. But instead of saying they receive \$2,000 per month from Social Security, let's say that with a 2% annual cost-of-living adjustment (COLA), the couple will receive approximately \$583,000 in Social Security benefits in the next 20 years.⁵ So, now, with almost \$1 million in assets between retirement savings and lifetime Social Security benefit payments, the \$300,000 projected for health care expenses seems less alarming.

Keep in mind that assets usually appreciate over time. So let's assume the \$400,000 in retirement savings produces a 4% nominal return every year and the couple uses the returns to pay for health care and other expenses while keeping the principal intact. Now, they have another \$320,000 (not adjusting for inflation) worth of income generated from their retirement savings over 20 years in retirement. Between retirement savings (\$400,000), income generated from retirement savings (\$320,000), and lifetime Social Security payments (\$583,000), our couple has approximately \$1.3 million. This makes the \$300,000 health care costs estimate less intimidating. So, when all the numbers are presented as lump sums, the perception of risk changes.

This example clearly shows that the perception of risk changes based on how these costs are framed. Instead of converting everything into a cumulative lump-sum amount covering decades, it is better—and more prescriptive—to

⁴ Health and Retirement Study, public use dataset. Produced and distributed by the University of Michigan with funding from the National Institute on Aging (grant number NIA U01AG009740). Ann Arbor, MI.

⁵ According to the Social Security life expectancies calculator, life expectancy for men and women at age 65 are 84.2 years and 86.8 years, respectively. <https://www.ssa.gov/cgi-bin/longevity.cgi>

provide annual or point-in-time estimates because that is how most people assess these numbers.

A closer look at health insurance coverage

Although most Americans age 65 or above are covered by Medicare, the type of coverage is not uniform. There are several components of Medicare, and retirees have various options for how they want to receive their Medicare benefits. Each option comes with different cost implications.

Medicare consists of four parts:

- **Part A:** Covers room and board in the hospital. Part A has no premium for most people who have worked for at least 10 years in the U.S. and paid FICA taxes, but there are copayments and deductibles. However, a lot of the actual care received in a hospital falls under Medicare Part B.
- **Part B:** Covers outpatient services (e.g., doctor visits, lab tests, imaging services, surgeries) that are deemed medically necessary. Part B has a monthly premium, which can be deducted from Social Security payments. Part B also has copayments and deductibles.
- **Part C (Medicare Advantage):** This is the most confusing part of Medicare as it does not cover any specific medical benefits like Parts A, B, or D, which all have associated deductibles and copayments and sometimes no cap on out-of-pocket expenses. All these can result in significant out-of-pocket expenses. Part C essentially offers a way of reducing those expenses through private health insurance plans. Under Medicare Advantage (MA), individuals receive benefits of Parts A, B, and D and often additional services from a single private insurer. Usually, individuals have to pay a monthly premium in addition to Part B premiums and are subject to the network restrictions and other plan rules. MA plans can be either HMO or PPO plans. It is important to note that once enrolled in Part C, care is delivered through the private insurers instead of Medicare.
- **Part D:** This federally created program is aimed at lowering costs of prescription drugs. Under Part D, people have to sign up for drug plans offered by private insurance carriers. Part D is optional, but paying a monthly premium usually results in lower copayments for medicines than not having any drug plan.
- **Supplemental Insurance:** Another way of lowering the out-of-pocket costs of traditional Medicare is to use a supplemental plan. The most common type of supplemental insurance is Medigap. These plans charge monthly premiums and protect from the out-of-pocket costs associated with traditional Medicare. Medigap policies are offered by private insurers. They are highly standardized under Medicare guidelines and are accepted in any facility that accepts Medicare. Other forms of supplemental insurance could include employer-sponsored insurance or Medicaid.

When it comes to type of Medicare coverage, often it's not clear what a "typical" retiree means, although Medicare Advantage plans are slowly approaching as the dominant type of coverage. According to the Kaiser Family Foundation (KFF), in 2022, 48% of all Medicare beneficiaries were enrolled in Medicare Advantage plans. But among Medicare Advantage enrollees, 66% were in individual plans, 18% were in employer- or union-sponsored group

Comparing Medicare components

Retirees have options for how they want to receive their Medicare benefits



Part A

covers room and board in the hospital



Part B

covers outpatient services deemed medically necessary, such as lab tests and doctor visits



Part C

helps reduce expenses through private health insurance plans



Part D

helps lower the cost of prescription drugs

plans, and 16% were in Special Needs Plans.⁶ Also, Medicare beneficiaries receive some supplemental insurance from Medicaid.⁷ The cost differences across these different types of coverage could be significant.

According to our estimates, in 2024, the median annual premium for retirees covered by a Medicare Advantage HMO plan with prescription drug coverage will be around \$2,100 per person. An individual with traditional Medicare (Parts A and B) with a prescription drug plan (Part D) will pay \$2,500. Finally, an individual covered by traditional Medicare with a Medigap policy and a standalone prescription drug plan will pay around \$5,400 annually.

So, in order to better understand the burden of retirement health care costs, it's crucial to discuss them within a framework that specifies the costs under each type of coverage.

Why separate out health insurance premiums and out-of-pocket expenses?

The advantages of separating out premiums from out-of-pocket expenses include:

- **A better understanding about the risk of health care expenses:** The risk or uncertainty of health care costs is primarily associated with out-of-pocket expenses because they vary more widely than fixed premiums. For example, according to our estimates for those 65 and above with traditional Medicare (Part A and B) and a prescription drug plan (Part D), the 25th percentile and

90th percentile for annual premiums are \$2,300 and \$3,100, respectively. In comparison, the 25th and 90th percentiles for out-of-pocket expenses for the same group are \$200 and \$5,100. Also, year-to-year variation in insurance premiums for individuals is often predictable. From Figure 1, we can see that health insurance premiums constitute between 73% and 81% of retirees' health care expenses regardless of the type of coverage. This means that for a majority of retirees, a large part of their health care expenses is predictable and does not change much on a year-to-year basis. This helps make planning for such expenses easier.

- **The need to separate funding mechanisms for premiums and out-of-pocket expenses:** If premiums are a fixed month-to-month expense item, they are no different than rent or a cable bill. So, like those other items, premiums should also be funded from the regular stream of monthly income. Doing this helps retirees form a more accurate monthly budget, which in turn helps to create a better income plan. EBRI has shown that a portion of out-of-pocket expenses associated with routine care (e.g., doctor visits, prescription drugs) also remain remarkably stable throughout retirement.⁸ So, if a retiree can track routine out-of-pocket expenses, those could also be included in a monthly budget.

On the other hand, nonroutine out-of-pocket health care expenses (e.g., surgeries, hospitalization, or other infrequent health events) are likely to be funded from a pool of liquid assets (savings). A realistic estimate of such

Advantages of separating out premiums from out-of-pocket expenses



A better understanding about the risk of health care expenses



The need to separate funding mechanisms for premiums and out-of-pocket expenses

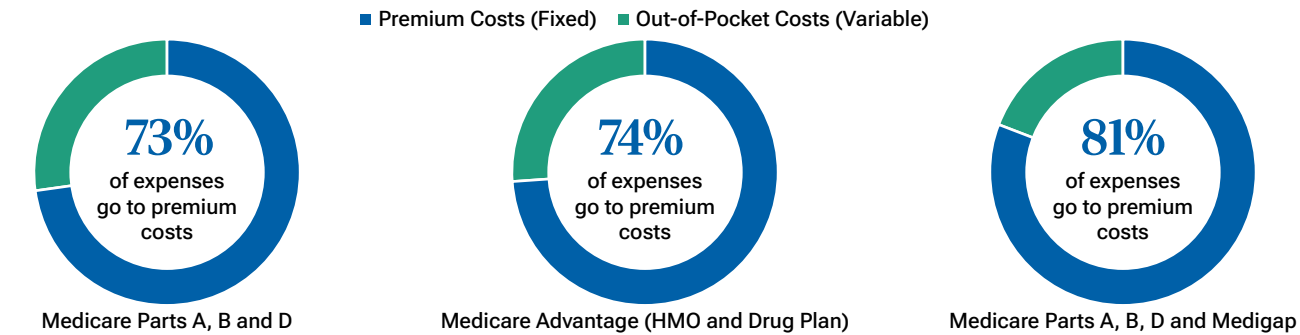
⁶ Freed, Meredith, Jeannie Fuglesten Biniek, Anthony Damico, and Tricia Neuman. "Medicare Advantage in 2022: Enrollment Update and Key Trends." The Henry J. Kaiser Family Foundation, Data Note, August 2022. <https://www.kff.org/medicare/issue-brief/medicare-advantage-in-2022-enrollment-update-and-key-trends/>

⁷ Peña, Maria, Maiss Mohamed, Alice Burns, Jeannie Fuglesten Biniek, Nancy Ochieng, and Priya Chidambaram. "A Profile of Medicare-Medicaid Enrollees (Dual Eligibles)." The Henry J. Kaiser Family Foundation, Data Note, January 2023. <https://www.kff.org/medicare/issue-brief/a-profile-of-medicare-medicare-enrollees-dual-eligibles/>

⁸ Banerjee, Sudipto. "Utilization Patterns and Out-of-Pocket Expenses of Different Health Care Services Among American Retirees," EBRI Issue Brief, no. 411 (Employee Benefit Research Institute, February 2015).

A look at the share of premiums in total annual health care costs

(Fig. 1) Average percentage share of individual health insurance premiums (ages 65 and above)



Source: T. Rowe Price estimates based on 2024 Medicare premiums and data from the Health and Retirement Study (HRS).

expenses could help retirees to plan how much in liquid assets they should hold at any point in time to meet their health care cost needs. Simply put, premiums should be paid from income, while out-of-pocket expenses are likely to be paid from savings. So separate estimates are more helpful to make proper budgeting plans.

Health care cost estimates

We use the announced 2024 Medicare premiums and data from the HRS to calculate the health care cost estimates for the 65 and older population. The HRS data are used to calculate the out-of-pocket expenses for each type of health insurance coverage and the income surcharges for premiums. We examined three different

sets of health care cost estimates corresponding to three different health insurance coverage types:

- Traditional Medicare (Parts A and B) and a prescription drug plan (Part D)
- Medicare Advantage HMO plan with prescription drug coverage (MA-PD plan)
- Traditional Medicare (Parts A and B), a prescription drug plan (Part D), and Medigap

We present estimates separately for premiums, out-of-pocket expenses, and total health care costs as well. We also present a detailed description of the distribution of these costs by presenting the 25th percentile, 50th percentile

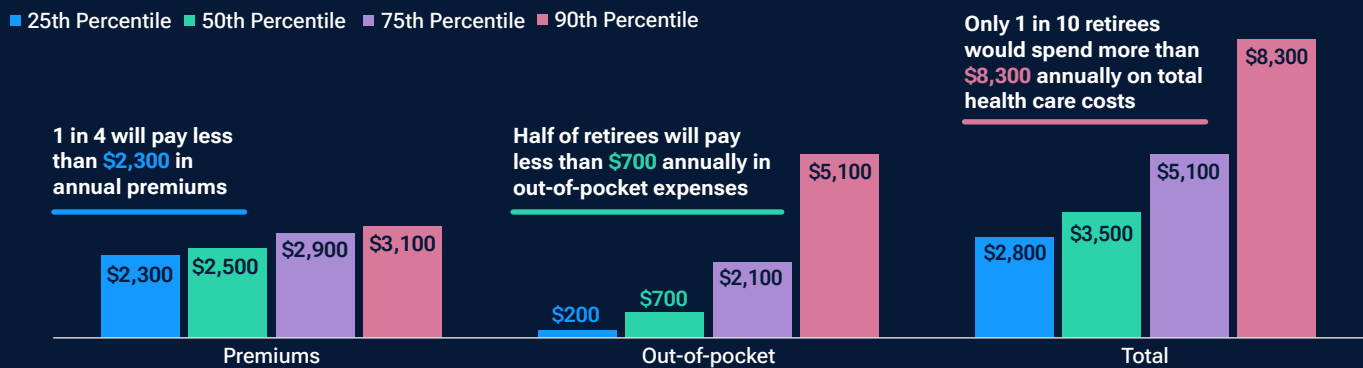
(median), 75th percentile, and 90th percentile. We do not present the mean or average costs because averages are not a good summary measure for highly skewed distributions (like the distribution of out-of-pocket expenses and total expenses).

Traditional Medicare (Parts A and B) and a Prescription Drug Plan (Part D)

Figure 2 shows the estimated health care costs of retirees with coverage through traditional Medicare (Part A and Part B) and prescription drug coverage (Part D). Median total annual expenses for this type of coverage is \$3,500, with the bulk of it paid as premiums. So half of

Estimated annual health care expenses for those covered by traditional Medicare (Parts A and B) and a prescription drug plan (Part D)

(Fig. 2) For individuals ages 65 and above



Source: T. Rowe Price estimates based on 2024 Medicare premiums and data from the HRS. All costs are rounded to the nearest hundred.

retirees with this type of coverage will spend less than \$3,500 and the other half will spend more. As discussed earlier, out-of-pocket expenses have a much wider variation (25th percentile is \$200 and 90th percentile is \$5,100) than premiums (25th percentile is \$2,300 and 90th percentile is \$3,100). This underscores the importance of separating the two as discussed in detail earlier.

Medicare Advantage HMO plan with prescription drug coverage (MA-PD plan)

According to the KFF, enrollment in Medicare Advantage plans has more than doubled in the past decade (from 13 million in 2012 to 30.8 million in 2023).⁹ Among Medicare Advantage plans, MA-PD plans are by far the most popular because of lower premiums. The KFF estimates that in 2023, 73% of Medicare Advantage (MA-PD) enrollees had no premiums (in addition to Part B premiums) and the average monthly premium was \$15.¹⁰ While HMOs

offer lower premiums, they also come with network restrictions and often require prior authorization for services.

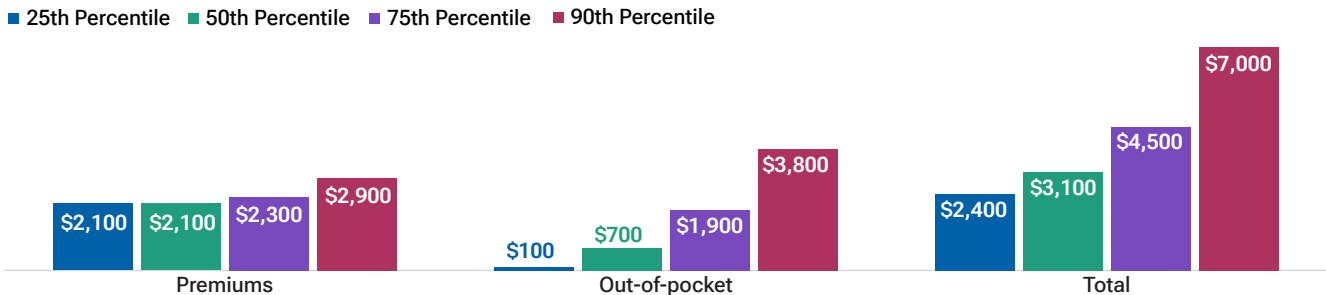
Figure 3 shows the costs associated with Medicare Advantage HMO plans with prescription drug coverage (MA-PD plans). A quick comparison of MA-PD HMO plan premiums with traditional Medicare with prescription drug coverage discussed in Figure 2 shows that the premiums for MA-PD plans are generally lower. This might explain the rising popularity of MA-PD HMO plans. Out-of-pocket expenses are similar for the bottom halves (50th percentile and below) of these two types of plans, but higher in the top half (above 50th percentile) for traditional Medicare plans with prescription drug coverage. In general, comparing Figures 2 and 3, we can say that the costs are lower for MA-PD HMO plans compared with traditional Medicare with Part D coverage.

⁹ Nancy Ochieng, Jeannie Fuglesten Biniek, Meredith Freed, Anthony Damico, and Tricia Neuman. "Medicare Advantage in 2023: Enrollment Update and Key Trends." The Henry J. Kaiser Family Foundation, Data Note, August 2023. <https://www.kff.org/medicare/issue-brief/medicare-advantage-in-2023-enrollment-update-and-key-trends/>

¹⁰ Nancy Ochieng, Jeannie Fuglesten Biniek, Meredith Freed, Anthony Damico, and Tricia Neuman. "Medicare Advantage in 2023: Premiums, Out-of-Pocket Limits, Cost Sharing, Supplemental Benefits, Prior Authorization, and Star Ratings." The Henry J. Kaiser Family Foundation, Data Note, August 2023. <https://www.kff.org/medicare/issue-brief/medicare-advantage-in-2023-premiums-out-of-pocket-limits-cost-sharing-supplemental-benefits-prior-authorization-and-star-ratings/>

Estimated annual health care expenses for those covered by a Medicare Advantage HMO plan that includes prescription drug coverage (MA-PD plans)

(Fig. 3) For individuals ages 65 and above



Source: T. Rowe Price estimates based on 2024 Medicare premiums and data from the Health and Retirement Study (HRS). All costs are rounded to the nearest hundred.

Traditional Medicare (Parts A and B), prescription drug plan (Part D), and Medigap

Finally, Figure 4 illustrates the health care costs for retirees with traditional Medicare (Parts A and B), a prescription drug plan, and supplemental health insurance through Medigap. Supplemental insurance can take various forms. The KFF estimates that of all traditional Medicare beneficiaries in 2021, 32% had supplemental employer-sponsored insurance and 41% had Medigap insurance.¹¹ For our discussion, we focus on Medigap because those with employer-sponsored insurance are unlikely to look for other types of coverage, and those under Medicaid might not have any other option. We don't consider any particular type of Medigap policy (like Plan G). Premiums in Figure 4 represent the distribution of premiums of all Medigap policies that can be purchased directly from an insurance company, insurance exchange, or group plans provided by AARP.

Across the three different types of coverage scenarios considered, traditional

Medicare with Part D and Medigap have the highest costs. This is primarily because of the Medigap premiums. Between Figure 2 and Figure 4, the only additional component is Medigap, and we can see that median annual premiums increase from \$2,500 to \$5,400. But the similar distribution of out-of-pocket expenses (as shown in Figures 2 and 4) is counterintuitive because the main purpose of Medigap coverage is to minimize the burden of out-of-pocket expenses under traditional Medicare. There are a couple of plausible explanations for the similar out-of-pocket expenses under traditional Medicare and traditional Medicare with Medigap.

First, individuals with higher health care needs are more likely to choose Medigap. They are most likely to spend much more under traditional Medicare.

Second, those who get Medigap policies might also consume more health care services (i.e., more preventive services) because they want to use the benefits of Medigap protection.

How to plan for health care expenses

It is clear that depending on what type of health insurance coverage an individual selects, health care expenses could be very different in both total health care expenses and the mix of premiums and out-of-pocket expenses. So this framework could be very useful to help individuals plan for their health care expenses based on the type of coverage they have.

Since health insurance premiums are known in advance and can be easily included in the budget or income plan, retirees might be better served by planning to pay them from their monthly income—which might include Social Security benefits, pension payments, other annuity payments, systematic withdrawals from retirement accounts, etc.—and use a dedicated pool of assets like a savings account earmarked for out-of-pocket expenses.

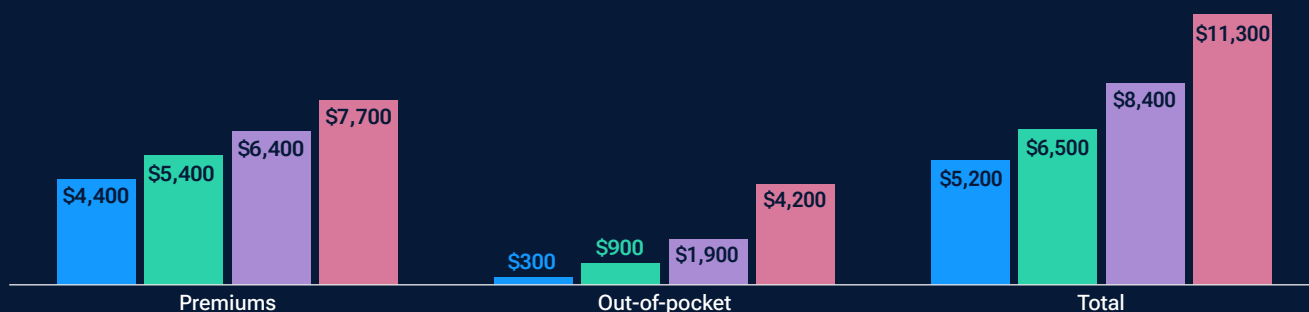
How much savings should someone have available at any point in time to meet the out-of-pocket costs? A safe strategy

¹¹Nancy Ochieng, Gabrielle Clerveau, Juliette Cubanski, and Tricia Neuman. "A Snapshot of Sources of Coverage Among Medicare Beneficiaries." The Henry J. Kaiser Family Foundation, Data Note, December 2023. <https://www.kff.org/medicare/issue-brief/a-snapshot-of-sources-of-coverage-among-medicare-beneficiaries/>

Estimated annual health care expenses for those covered by traditional Medicare (Parts A and B), a prescription drug plan (Part D), and Medigap*

(Fig. 4) For individuals ages 65 and above

■ 25th Percentile ■ 50th Percentile ■ 75th Percentile ■ 90th Percentile



Source: T. Rowe Price estimates based on 2024 Medicare premiums and data from the HRS. All costs are rounded to the nearest hundred.
*Medigap policies bought either directly from an insurance company, an insurance exchange, or group plans provided by AARP are considered for these calculations. Individuals with supplemental coverage through any employer plan are not part of these calculations.

could be to hold the amount indicated by the 90th percentiles. For example, if someone with an MA-PD plan keeps \$3,800 for annual out-of-pocket expenses, chances are that in 9 out of 10 situations, she will be able to cover those expenses. Depending on the individual's health care needs and risk tolerance, the savings amount can be increased or decreased.

More importantly, the advantage of this approach is that one does not have to hold enormously large sums in savings accounts in advance of retirement and, as a result, forgo investment or interest earnings. After allocating for the annual out-of-pocket health care expense needs, retirees can keep the rest of their assets invested and benefit from potential returns to meet their other needs, including long-term care.

The most tax-advantaged way to save for retirement health care costs is through a Health Savings Account (HSA).¹² HSAs are triple-tax advantaged, i.e., income is not taxed when contributed to an HSA, investments grow tax-deferred, and withdrawals are tax-free if the funds are used for qualified medical expenses. You can pay Medicare premiums (but not Medigap premiums) and qualified out-of-pocket expenses with tax-free withdrawals from your HSA. If you are currently saving for retirement and have access to an HSA, you might consider using it for long-term investment purposes. If you are already retired and have some money in an HSA, consider keeping a portion of your HSA in cash to pay for near-term qualified health care expenses.

¹²Young, Roger. "How to Best Use Your Health savings Account." T. Rowe Price, March 2023. <https://www.troweprice.com/personal-investing/resources/insights/using-health-savings-accounts-wisely.html>

About our study

We provide a new approach to estimate retirement health care costs. Instead of estimating a lump-sum amount for the entire duration of retirement, we estimate the annual health care costs for retirees using empirical data from the Health and Retirement Study (HRS) and Medicare premiums. We argue that breaking down health care costs between insurance premiums and out-of-pocket expenses for different types of Medicare coverage is helpful to plan for such expenses.

RETIRE WITH CONFIDENCE®

T. Rowe Price focuses on delivering investment excellence and retirement services that institutional, intermediary, and individual investors can rely on—now and over the long term.

To learn more, please visit troweprice.com/retirementUS.

Important Information

This material is provided for general and educational purposes only and is not intended to provide legal, tax, or investment advice. This material does not provide recommendations concerning investments, investment strategies, or account types; it is not individualized to the needs of any specific investor and not intended to suggest any particular investment action is appropriate for you, nor is it intended to serve as the primary basis for investment decision-making.

Any tax-related discussion contained in this material, including any attachments/links, is not intended or written to be used, and cannot be used, for the purpose of (i) avoiding any tax penalties or (ii) promoting, marketing, or recommending to any other party any transaction or matter addressed herein. Please consult your independent legal counsel and/or tax professional regarding any legal or tax issues raised in this material.

The views contained herein are as of the date written and are subject to change without notice; these views may differ from those of other T. Rowe Price associates.

This information is not intended to reflect a current or past recommendation concerning investments, investment strategies, or account types, advice of any kind, or a solicitation of an offer to buy or sell any securities or investment services. The opinions and commentary provided do not take into account the investment objectives or financial situation of any particular investor or class of investor. Please consider your own circumstances before making an investment decision.

Information contained herein is based upon sources we consider to be reliable; we do not, however, guarantee its accuracy.

Past performance is not a reliable indicator of future performance. All investments are subject to market risk, including the possible loss of principal. All charts and tables are shown for illustrative purposes only.

T. Rowe Price Investment Services, Inc., distributor, and T. Rowe Price Associates, Inc., investment adviser.

© 2024 T. Rowe Price. All Rights Reserved. T. ROWE PRICE, INVEST WITH CONFIDENCE, and the Bighorn Sheep design are, collectively and/or apart, trademarks of T. Rowe Price Group, Inc. RETIRE WITH CONFIDENCE is a trademark of T. Rowe Price Group, Inc.