



Global Growth Should Improve if Trade Disputes Don't Worsen

Falling bond yields signal a sea change in monetary expectations.

June 2019

KEY INSIGHTS

- While challenges to global economic expansion are evident in slower earnings growth, the risk of a recession in major markets appears limited.
- Widening trade disputes and populist politics have created notable downside risks, which could endanger hopes for an earnings reacceleration in late 2019.
- Monetary expectations have shifted dramatically since the beginning of the year, with the Federal Reserve now seen as likely to cut interest rates.
- Secular disruption continues to favour growth and the technology sector, but investors are becoming more cautious and some established firms are fighting back.

Heading into the second half of 2019, senior T. Rowe Price investment leaders remain cautiously positive about global economies and financial markets, but they warn that political risks—in particular, escalating trade disputes—could trigger renewed volatility and further impede growth.

To a certain extent, market behavior in the first half of 2019 seemed to reflect two contradictory perceptions, argues Robert W. Sharps, chief investment officer (CIO) and head of investments:

- Falling bond yields and an inverted US Treasury yield curve—a situation in which longer-term yields move below short-term interest rates—appeared to signal growing economic pessimism.
- On the other hand, the relatively strong equity gains seen in the US

and many emerging markets in the early months of 2019 seemed to suggest hopes for an earnings reacceleration later in the year.

On the positive side, market expectations for monetary policy shifted dramatically in the first half. Investors now lean toward the view that the US Federal Reserve is more likely to cut interest rates rather than raise them further, according to Mark Vaselkiv, CIO, fixed income.

On the negative side, hopes for a trade deal between the US and China deteriorated in May, and the Trump administration briefly threatened to impose tariffs on Mexican goods. Trade fears contributed to persistent strength in the US dollar, keeping emerging market (EM) currencies under pressure, notes Justin Thomson, CIO, equity.



Robert W. Sharps
CIO and Head of Investments



Justin Thomson
CIO, Equity



Mark Vaselkiv
CIO, Fixed Income

To a certain extent, market behavior in the first half of 2019 seemed to reflect two contradictory perceptions...

“A lot depends on a resolution of the trade war and on the emergence of green shoots of improving global economic and earnings growth,” Sharps says. “If we

get those things, we could see the US equity market make new highs. If not, expectations for 2020 clearly will need to come down.”

Global Growth Has Slowed, but Recessions Are Unlikely

“If there is one thing that would make us change our generally cautious stance [on global growth], it would be if China increases stimulus again.

— Justin Thomson
CIO, Equity

Concerns about the strength of US and global economic growth returned in the second quarter of 2019. The stellar US earnings gains seen in 2018 abruptly stalled (Figure 1).

While the consensus earnings forecast is for a reacceleration later in the year, to get that result “you will have to see economies begin to improve, particularly outside the US,” Sharps says. However, the global economic outlook remains subdued, according to Thomson:

- Most developed economies are growing below their potential, and earnings momentum has turned negative in both Europe and Japan.
- In the emerging markets, the strong US dollar effectively is a form of monetary tightening—unwelcome in economies still in the early stages of recovery.

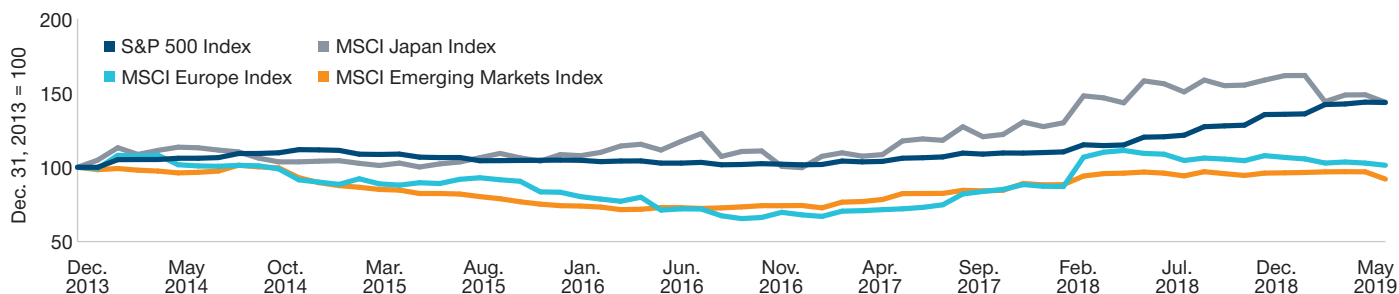
- The trade war is having a corrosive effect on business confidence and capital spending, particularly in export-heavy economies such as Germany, Japan, Korea, and Taiwan.

Despite these headwinds, the risks of a US or global economic downturn still appear limited. “I don’t see any major imbalances that would suggest a recession is imminent or even likely,” Sharps says.

The strength of the Chinese economy remains a key variable. Slow growth in late 2018 led Beijing to ease credit and boost spending, but the results may not have been as positive as Chinese policymakers desired. “If there is one thing that would make us change our generally cautious stance [on global growth], it would be if China increases stimulus again,” Thomson says.

(Fig. 1) US and Global Earnings Growth Has Stalled

Cumulative Growth in Earnings Per Share by Region
December 2013 Through May 2019



Sources: Standard & Poor’s (see Additional Disclosures) and MSCI (see Additional Disclosures). T. Rowe Price calculations using data from FactSet Research Systems Inc. All rights reserved.

Trade War Tops List of Geopolitical Risks

Thomson warns that the trade war is metastasizing into a technology war.

A series of events in May—including fresh tariff hikes by the US and China; US sanctions against Huawei, a major Chinese telecommunications firm; and the Trump administration's threat to impose tariffs on Mexico—helped reignite fears of an escalating trade war.

Although the US and Mexico reached a deal in June that appeared to avoid tariffs, these and other geopolitical events contributed to a surge in perceived economic policy uncertainty—particularly in China, but also in the US and Europe (Figure 2).

A trade deal between the US and China is still within reach, but neither country may feel a need to compromise quickly:

- With President Trump facing reelection in 2020, he may want to put off any agreement until next year, Sharps suggests.
- Political incentives also might favour delay on the Chinese side, Vaselkiv says. Denying Trump a trade success could damage his reelection prospects, allowing Beijing to negotiate with his successor.
- Thomson warns that the trade war is metastasizing into a technology war. This could make settlement harder, as

both countries may believe that critical technology advantages are at stake.

While the direct impact of tariffs on economics and earnings growth appears manageable at the moment, the secondary effects on business confidence, capital spending, and hiring could diminish hopes for a second-half earnings rebound, Sharps warns. “I don’t think that’s likely, but it certainly is a possible outcome.”

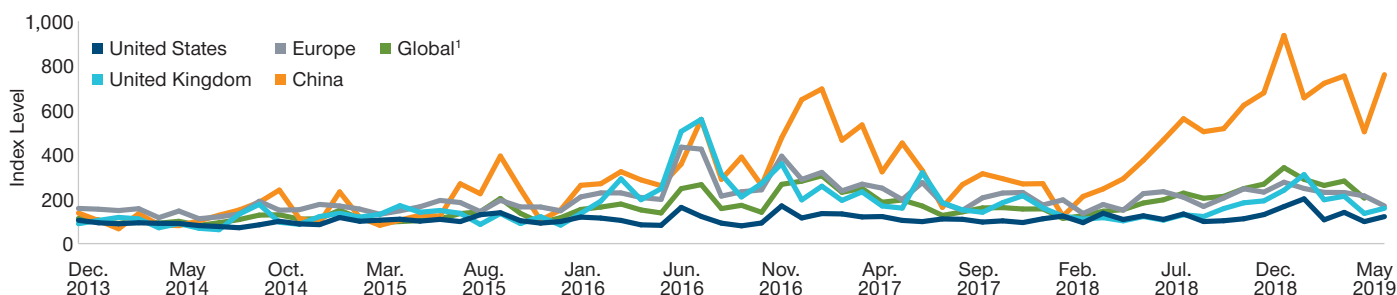
Trade may be the most significant political risk facing investors, but it’s not the only one. Recent elections in Europe have shown that populist anger remains a potent political force.

Europe’s moderate political parties took “an absolute drubbing” in European Union parliamentary elections in May, Thomson notes. The outcome could encourage Italy’s populist coalition to continue pushing fiscal reflation, resulting in wider yield spreads between Italian debt and German bunds.

In the UK, a heated leadership contest following Prime Minister Theresa May’s resignation could intensify pressure for a “no deal” Brexit, with major negative implications for the UK and European economies.

(Fig. 2) Escalating Trade Disputes Are Fueling Uncertainty

Economic Policy Uncertainty Indices
December 2013 through May 2019



Source: Economic Policy Uncertainty, policyuncertainty.com. ©2012 by Economic Policy Uncertainty.

¹ Global Index through April 30, 2019.

Growth Fears Will Pressure the Fed

“...if the Fed goes with a 50-basis point cut, I think that could really spook the markets because that would say, ‘Wow, things are worse than anticipated.’

— Mark Vaselkiv
CIO, Fixed Income

The first half of 2019 ushered in a dramatic shift in market expectations for Fed policy. By late May, futures markets were pricing in as many as three Fed rate cuts by the end of 2020 (Figure 3).

A deepening inversion in the US Treasury yield curve signals growing market confidence that the Fed’s next policy move will be downward, Vaselkiv says. “Fixed income investors in essence are daring and insisting that the Fed cut rates.”

But with policy rates still at historically low levels, and with the 10-year Treasury note yielding less than 2.20% at the end of May, Fed policymakers have limited room to manoeuvre, Vaselkiv adds.

“We would not be surprised to see a 25-basis-point cut at some point later in

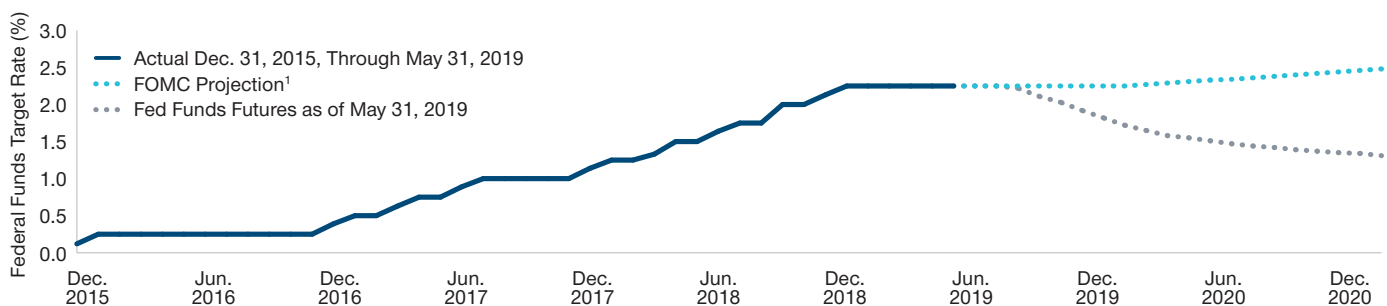
the year to try to calm down volatility,” Vaselkiv says. “But if the Fed goes with a 50-basis-point cut, I think that could really spook the markets because that would say, ‘Wow, things are worse than anticipated.’”

If the Fed has limited room to cut rates, the European Central Bank (ECB) and the Bank of Japan (BoJ) appear to have virtually none, Thomson says. The ECB’s overnight deposit rate already is negative, while the BoJ is continuing to hold interest rates out to 10 years effectively at zero.

“The glass-half-full view would be that all of this is highly stimulative,” Thomson says. “The glass-half-empty interpretation would be that [the ECB and the BoJ] have run out of bullets.”

(Fig. 3) Investors Expect the Fed to Cut Rates

Futures Markets Versus FOMC Projections of the Federal Funds Rate
As of May 31, 2019



Sources: Federal Reserve Board/Haver Analytics. T. Rowe Price analysis using data from FactSet Research Systems Inc. All rights reserved.

¹ Median of participants’ forecasts in the March 20, 2019, Federal Open Market Committee Summary of Economic Projections.

Secular Disruption: Incumbents Fight Back

“I think you need to be open to the fact that the regulatory regime could change at some point in time.

— Robert W. Sharps
CIO and Head of Investments

Technological innovation, changing consumer preferences, and revolutionary new business models continue to disrupt established industries. This process has contributed to a stark disparity in the fortunes of the growth and value equity styles (Figure 4).

Nothing in the first half of 2019 suggested that disruption is slowing down, Sharps says. However, the narrative may have shifted:

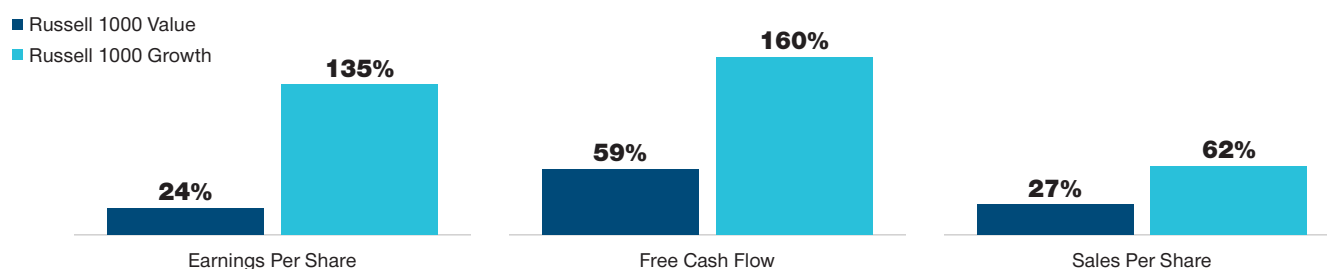
- Investors appear more aware of the risks in financing business plans that push profitability into the distant future. This could be seen in weak demand for the initial public offerings of the two leading ride-share companies.

- Established firms are using their financial strength and brand positions to fight back. Sharps noted that Disney recently announced major investments in its own streaming video service to compete with Netflix.

Political attitudes toward the major technology platform companies also are changing due to rising concerns about market power, data privacy, and false or misleading content. Such complaints have not yet generated serious legislative efforts to restrict the major technology platforms. But the issue bears watching. “I think you need to be open to the fact that the regulatory regime could change at some point in time,” Sharps says.

(Fig. 4) Disruption Tilts the Fundamentals Toward Growth

Cumulative Changes, June 30, 2007, through May 31, 2019



Source: Russell (see Additional Disclosures). T. Rowe Price analysis using data from FactSet Research Systems Inc. All rights reserved.

Maintaining a Strategic Investing Approach

“...it is a good time to be diversified and to have your shopping list ready in case things go on sale.

— Robert W. Sharps
CIO and Head of Investments

Positive economic growth, low inflation, and accommodative monetary policies should support financial asset prices in the second half of 2019. However, the escalating trade war creates substantial risks.

For US equities, much depends on whether earnings growth resumes later in the year. But if trade uncertainty drags down sentiment, Sharps says, “I don’t see a lot of mitigating upside catalysts” that could diminish those negative effects.

The outlook for international equities also is tied to earnings, but second-half prospects appear weak. “Save for a stronger Chinese stimulus, I expect the earnings impulse will continue to be negative,” Thomson says.

For bond investors, slow but positive economic growth, limited inflation pressures, and friendly central banks should create a supportive environment in the second half, Vaselkiv says. However, trade tensions and US dollar strength suggest a relatively cautious approach to EM debt. “At this point in the cycle, perhaps US high yield should be considered a little bit more defensive.”

For most investors, keeping a disciplined long-term perspective is the best approach, Sharps concludes. “This is no time to be a hero,” he says. “But it is a good time to be diversified and to have your shopping list ready in case things go on sale.”

The specific securities identified and described do not represent all of the securities purchased, sold, or recommended for the portfolio, and no assumptions should be made that the securities identified and discussed were or will be profitable.

Additional Disclosures

London Stock Exchange Group plc and its group undertakings (collectively, the “LSE Group”). © LSE Group 2019. FTSE Russell is a trading name of certain of the LSE Group companies. Russell® is a trade mark of the relevant LSE Group companies and is used by any other LSE Group company under license. All rights in the FTSE Russell indexes or data vest in the relevant LSE Group company which owns the index or the data. Neither LSE Group nor its licensors accept any liability for any errors or omissions in the indexes or data and no party may rely on any indexes or data contained in this communication. No further distribution of data from the LSE Group is permitted without the relevant LSE Group company’s express written consent. The LSE Group does not promote, sponsor or endorse the content of this communication.

MSCI and its affiliates and third-party sources and providers (collectively, “MSCI”) makes no express or implied warranties or representations and shall have no liability whatsoever with respect to any MSCI data contained herein. The MSCI data may not be further redistributed or used as a basis for other indices or any securities or financial products. This report is not approved, reviewed, or produced by MSCI. Historical MSCI data and analysis should not be taken as an indication or guarantee of any future performance analysis, forecast or prediction. None of the MSCI data is intended to constitute investment advice or a recommendation to make (or refrain from making) any kind of investment decision and may not be relied on as such.

The S&P 500 Index is a product of S&P Dow Jones Indices LLC, a division of S&P Global, or its affiliates (“SPDJ”), and has been licensed for use by T. Rowe Price. Standard & Poor’s® and S&P® are registered trademarks of Standard & Poor’s Financial Services LLC, a division of S&P Global (“S&P”); Dow Jones® is a registered trademark of Dow Jones Trademark Holdings LLC (“Dow Jones”). T. Rowe Price’s product is not sponsored, endorsed, sold or promoted by SPDJI, Dow Jones, S&P or their respective affiliates, and none of such parties make any representation regarding the advisability of investing in such product nor do they have any liability for any errors, omissions, or interruptions of the S&P 500 Index.

T. Rowe Price focuses on delivering investment management excellence that investors can rely on—now and over the long term.

T.RowePrice®

Important Information

This material is being furnished for general informational purposes only. The material does not constitute or undertake to give advice of any nature, including fiduciary investment advice, and prospective investors are recommended to seek independent legal, financial and tax advice before making any investment decision. T. Rowe Price group of companies including T. Rowe Price Associates, Inc. and/or its affiliates receive revenue from T. Rowe Price investment products and services. **Past performance is not a reliable indicator of future performance.** The value of an investment and any income from it can go down as well as up. Investors may get back less than the amount invested.

The material does not constitute a distribution, an offer, an invitation, a personal or general recommendation or solicitation to sell or buy any securities in any jurisdiction or to conduct any particular investment activity. The material has not been reviewed by any regulatory authority in any jurisdiction.

Information and opinions presented have been obtained or derived from sources believed to be reliable and current; however, we cannot guarantee the sources' accuracy or completeness. There is no guarantee that any forecasts made will come to pass. The views contained herein are as of the date written and are subject to change without notice; these views may differ from those of other T. Rowe Price group companies and/or associates. Under no circumstances should the material, in whole or in part, be copied or redistributed without consent from T. Rowe Price.

The material is not intended for use by persons in jurisdictions which prohibit or restrict the distribution of the material and in certain countries the material is provided upon specific request. It is not intended for distribution to retail investors in any jurisdiction.

Australia—Issued in Australia by T. Rowe Price Australia Limited (ABN: 13 620 668 895 and AFSL: 503741), Level 50, Governor Phillip Tower, 1 Farrer Place, Suite 50B, Sydney, NSW 2000, Australia. For Wholesale Clients only.

Brunei—This material can only be delivered to certain specific institutional investors for informational purpose upon request only. The strategy and/or any products associated with the strategy has not been authorised for distribution in Brunei. No distribution of this material to any member of the public in Brunei is permitted.

Canada—Issued in Canada by T. Rowe Price (Canada), Inc. T. Rowe Price (Canada), Inc.'s investment management services are only available to Accredited Investors as defined under National Instrument 45-106. T. Rowe Price (Canada), Inc. enters into written delegation agreements with affiliates to provide investment management services.

China—This material is provided to specific qualified domestic institutional investor or sovereign wealth fund on a one-on-one basis. No invitation to offer, or offer for, or sale of, the shares will be made in the People's Republic of China ("PRC") (which, for such purpose, does not include the Hong Kong or Macau Special Administrative Regions or Taiwan) or by any means that would be deemed public under the laws of the PRC. The information relating to the strategy contained in this material has not been submitted to or approved by the China Securities Regulatory Commission or any other relevant governmental authority in the PRC. The strategy and/or any product associated with the strategy may only be offered or sold to investors in the PRC that are expressly authorized under the laws and regulations of the PRC to buy and sell securities denominated in a currency other than the Renminbi (or RMB), which is the official currency of the PRC. Potential investors who are resident in the PRC are responsible for obtaining the required approvals from all relevant government authorities in the PRC, including, but not limited to, the State Administration of Foreign Exchange, before purchasing the shares. This document further does not constitute any securities or investment advice to citizens of the PRC, or nationals with permanent residence in the PRC, or to any corporation, partnership, or other entity incorporated or established in the PRC.

DIFC—Issued in the Dubai International Financial Centre by T. Rowe Price International Ltd. This material is communicated on behalf of T. Rowe Price International Ltd. by its representative office which is regulated by the Dubai Financial Services Authority. For Professional Clients only.

EEA ex-UK—Unless indicated otherwise this material is issued and approved by T. Rowe Price (Luxembourg) Management S.à r.l. 35 Boulevard du Prince Henri L-1724 Luxembourg which is authorised and regulated by the Luxembourg Commission de Surveillance du Secteur Financier. For Professional Clients only.

Hong Kong—Issued in Hong Kong by T. Rowe Price Hong Kong Limited, 21/F, Jardine House, 1 Connaught Place, Central, Hong Kong. T. Rowe Price Hong Kong Limited is licensed and regulated by the Securities & Futures Commission. For Professional Investors only.

Indonesia—This material is intended to be used only by the designated recipient to whom T. Rowe Price delivered; it is for institutional use only. Under no circumstances should the material, in whole or in part, be copied, redistributed or shared, in any medium, without prior written consent from T. Rowe Price. No distribution of this material to members of the public in any jurisdiction is permitted.

Korea—This material is intended only to Qualified Professional Investors upon specific and unsolicited request and may not be reproduced in whole or in part nor can they be transmitted to any other person in the Republic of Korea.

Malaysia—This material can only be delivered to specific institutional investor upon specific and unsolicited request. The strategy and/or any products associated with the strategy has not been authorised for distribution in Malaysia. This material is solely for institutional use and for informational purposes only. This material does not provide investment advice or an offering to make, or an inducement or attempted inducement of any person to enter into or to offer to enter into, an agreement for or with a view to acquiring, disposing of, subscribing for or underwriting securities. Nothing in this material shall be considered a making available of, solicitation to buy, an offering for subscription or purchase or an invitation to subscribe for or purchase any securities, or any other product or service, to any person in any jurisdiction where such offer, solicitation, purchase or sale would be unlawful under the laws of Malaysia.

New Zealand—Issued in New Zealand by T. Rowe Price Australia Limited (ABN: 13 620 668 895 and AFSL: 503741), Level 50, Governor Phillip Tower, 1 Farrer Place, Suite 50B, Sydney, NSW 2000, Australia. No Interests are offered to the public. Accordingly, the Interests may not, directly or indirectly, be offered, sold or delivered in New Zealand, nor may any offering document or advertisement in relation to any offer of the Interests be distributed in New Zealand, other than in circumstances where there is no contravention of the Financial Markets Conduct Act 2013.

Philippines—THE STRATEGY AND/ OR ANY SECURITIES ASSOCIATED WITH THE STRATEGY BEING OFFERED OR SOLD HEREIN HAVE NOT BEEN REGISTERED WITH THE SECURITIES AND EXCHANGE COMMISSION UNDER THE SECURITIES REGULATION CODE. ANY FUTURE OFFER OR SALE OF THE STRATEGY AND/ OR ANY SECURITIES IS SUBJECT TO REGISTRATION REQUIREMENTS UNDER THE CODE, UNLESS SUCH OFFER OR SALE QUALIFIES AS AN EXEMPT TRANSACTION.

Singapore—Issued in Singapore by T. Rowe Price Singapore Private Ltd., No. 501 Orchard Rd, #10-02 Wheelock Place, Singapore 238880. T. Rowe Price Singapore Private Ltd. is licensed and regulated by the Monetary Authority of Singapore. For Institutional and Accredited Investors only.

Switzerland—Issued in Switzerland by T. Rowe Price (Switzerland) GmbH, Talstrasse 65, 6th Floor, 8001 Zurich, Switzerland. For Qualified Investors only.

Taiwan—This does not provide investment advice or recommendations. Nothing in this material shall be considered a solicitation to buy, or an offer to sell, a security, or any other product or service, to any person in the Republic of China.

Thailand—This material has not been and will not be filed with or approved by the Securities Exchange Commission of Thailand or any other regulatory authority in Thailand. The material is provided solely to "institutional investors" as defined under relevant Thai laws and regulations. No distribution of this material to any member of the public in Thailand is permitted. Nothing in this material shall be considered a provision of service, or a solicitation to buy, or an offer to sell, a security, or any other product or service, to any person where such provision, offer, solicitation, purchase or sale would be unlawful under relevant Thai laws and regulations.

UK—This material is issued and approved by T. Rowe Price International Ltd, 60 Queen Victoria Street, London, EC4N 4TZ which is authorised and regulated by the UK Financial Conduct Authority. For Professional Clients only.

USA—Issued in the USA by T. Rowe Price Associates, Inc., 100 East Pratt Street, Baltimore, MD, 21202, which is regulated by the US Securities and Exchange Commission. For Institutional Investors only.

© 2019 T. Rowe Price. All rights reserved. T. ROWE PRICE, INVEST WITH CONFIDENCE, and the Bighorn Sheep design are, collectively and/or apart, trademarks of T. Rowe Price Group, Inc.