




# Active Stock Choices Are Key in Volatile Times

Steering through complex dynamics within global equities.

August 2022

## KEY INSIGHTS

- We are using our experience separating the long-term prospects of stocks from the short-term narratives that are causing volatility in equity markets.
- Inflation and rising interest rates have resulted in marked underperformance for growth stocks. However, the power of companies that can compound long-term earnings and cash flows should not be underestimated.
- Geopolitical and macroeconomic uncertainty will remain part of the near-term environment, but long-term stock prices are ultimately driven by fundamental earnings power and cash flow generation.



**Scott Berg**

*Portfolio Manager,  
Global Growth Equity Strategy*

Markets have endured a tumultuous period over the last two years with an extraordinary period encompassing a pandemic, economic recovery, and now, military conflict in Europe. Stocks remain especially volatile given the shocking events occurring in Ukraine, adding uncertainty to an already complex backdrop of rising inflation and monetary tightening.

While the geopolitical and economic backdrop is dominating market movements, we have managed client assets through periods of uncertainty before. We are using our experience separating the long-term prospects of stocks from the short-term narratives surrounding equities in what is a highly unusual period. We have always believed, and continue to believe, that fundamental analysis and maintaining our time horizon will deliver the best outcome for our clients.

## Regime Shifts and the Growth Versus Value Debate

At a headline level, we believe 2022 marks a point of regime change for investors. A marked uptick in inflation and rising interest rates have contributed to equity market weakness and a very distinct change in investor sentiment. (Figure 1).

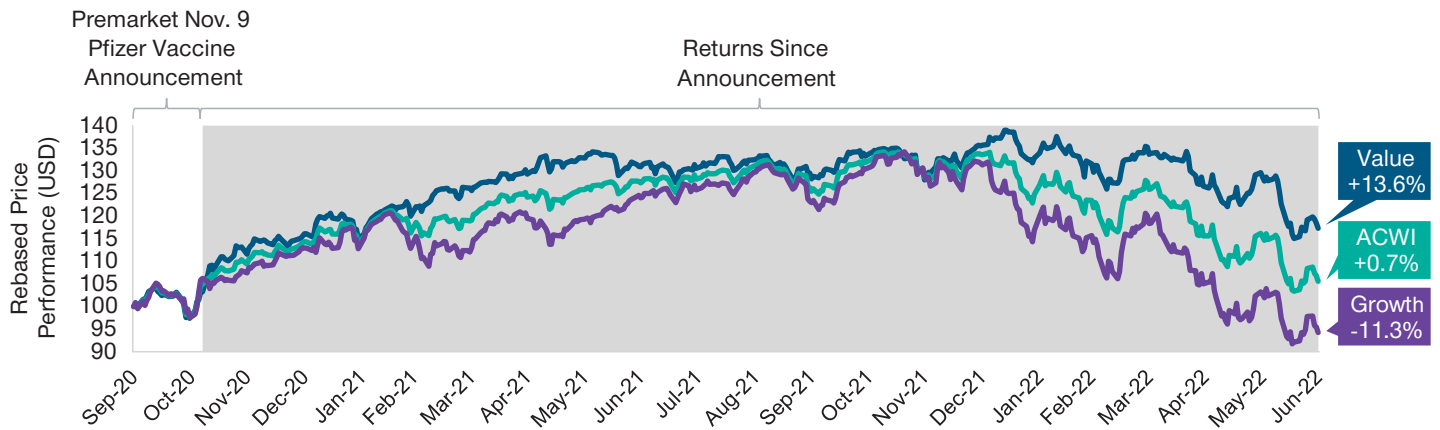
The emergence of inflation catalysts against a backdrop of supply chain constraints and tight labor markets is to be expected, but war has meant that inflation has accelerated faster than expected and is presenting a significant challenge for monetary policymakers.

While the sources of rising inflation are embedded in a complex mosaic of temporary and structural forces, the investor reaction has been clear: a significant repositioning into areas of the market that might benefit from monetary tightening,

“We have always believed, and continue to believe, that fundamental analysis and maintaining our time horizon will deliver the best outcome for our clients.”

## Stocks Struggle as Inflation Rises and Monetary Policy Tightens

(Fig. 1) Headwinds for growth stocks as inflation and rising rates negatively impact sentiment



As of June 30, 2022.

**Past performance is not a reliable indicator of future performance.**

MSCI ACWI price returns September 30, 2020, through June 30, 2022. Figures noted in chart (+13.6%, +0.7%, -11.3%) are performance measured from the period after the Pfizer vaccine announcement and ending June 30, 2022.

Source: T. Rowe Price analysis using data from FactSet Research Systems Inc. All rights reserved.

“While we have witnessed adverse market conditions from time to time, the sheer size and speed of the market’s rotation has been exceptional.

accelerated further by the consequences of the Russia-Ukraine conflict, most notably the rise in commodity prices and further supply chain disruption. The shift in focus comes at the expense of long duration growth stocks that have experienced exceptional levels of volatility.

While we have witnessed adverse market conditions from time to time, the sheer size and speed of the market’s rotation has been exceptional. The moves have resulted in a magnitude of underperformance for growth stocks that we did not anticipate, especially in such a short period.

Since the global financial crisis (GFC), outperformance of growth stocks has been the dominant feature of equity markets, one accelerated by the coronavirus pandemic. While it is important to recognize that extended valuations and shifting inflation have played a part in the recent correction, it is also crucial to note that the outperformance of growth stocks has been built on a prolonged and persistent fundamental advantage—that of superior sales, earnings, and cash flow

growth (Figure 2). Against a backdrop of valuations that have reset lower and the likelihood that inflation will peak as demand destruction takes hold, we believe that stocks delivering superior earnings over the next few years will be prized by investors.

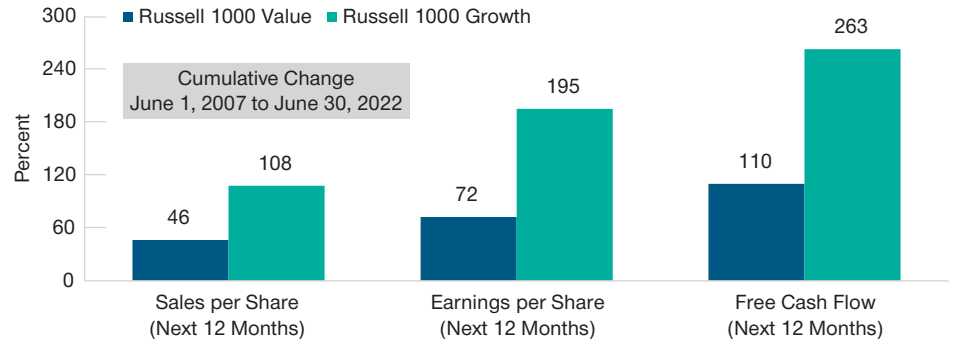
### Inflation Uncertainty

While we remain comfortable in our search for stocks with superior earnings prospects and more enthusiastic about valuations after the sell-off, inflation has clearly emerged as an unpredictable risk in the near term. Alongside monetary tightening bringing down demand, supply chain normalization is crucial to easing pressure points, and while much of the world is learning to live with COVID-19, the spread of the virus in China has ramifications for an extension of supply chain disruptions and inflation.

Despite legitimate concerns of policymakers and investors alike, we believe that inflation is likely to peak in the coming quarters as interest rates move progressively higher and as policymakers shift their focus away from economic support toward price stability.

## Superior Sales, Earnings, and Cash Flow Growth Have Been Forgotten in the Value Rally

(Fig. 2) Markets should begin to reward growth stocks as better earnings come through



As of June 30, 2022.

**Past performance is not a reliable indicator of future performance.** Actual outcomes may differ materially from estimates.

Shows cumulative change in % terms.

Sources: FTSE Russell (see Additional Disclosures) and FactSet Research Systems Inc. All rights reserved.

“In an environment of rapidly changing and powerful economic/geopolitical factors, we acknowledge heightened uncertainty and believe it is a period that requires pragmatism, not overconfidence.”

Demand destruction, together with a normalization of supply chains, may afford policymakers some leeway to move more slowly on monetary tightening into 2023, even with near-term inflation figures implying aggressive action. This could provide a more positive backdrop for equity markets later in the year.

### Balancing Risk and Capitalizing on Attractive Opportunities

In an environment of rapidly changing and powerful economic/geopolitical factors, we acknowledge heightened uncertainty and believe it is a period that requires pragmatism, not overconfidence. The setup for markets changed dramatically in the first half of 2022; we have responded by creating stronger portfolio balance across sectors and re-underwriting each position in the portfolio. Our focus remains on asymmetric, idiosyncratic, bottom-up stock picking, primarily in durable “special” growth compounders.

As interest rates have moved meaningfully and supply chain stress proves tougher than expected, the outlook for some of our higher-valuation companies has deteriorated.

This includes some of our tech and internet retail companies that are suffering from factors including recession fears, cost inflation, and challenges obtaining inventory. Amid a huge shift in market sentiment, we strive for setting a higher bar for higher-valuation, longer-duration growth stocks but retaining those truly advantaged, disruptive businesses we believe can deliver outsized market share gains and accelerating economic returns over the medium term. We are also seeking to capitalize on market capitulation, where we believe “baby out with the bathwater” scenarios can create attractive entry points for truly special, long-term growth businesses.

As commodity supply/demand dynamics have tightened, we have reduced our underweight, primarily via diversified exposure within materials, to help the portfolio in an environment of higher inflation and to ensure we are maintaining appropriate portfolio balance. Within materials, we are diversified across metals, chemicals, and packaging, but overall we remain underweight commodities while maintaining an energy underweight.

Elsewhere, our faith in our ability to find good stock ideas in emerging markets remains steadfast. The prospects of higher U.S. interest rates and the subsequent knock-on impact of funding costs for emerging markets have seen the asset class underperform materially versus developed markets. Countries with higher levels of debt have been impacted most, as was the case during 2013's "taper tantrum," despite the reality that the debt structure of most countries has changed materially over the course of the past two decades.

We believe comparisons of corporate earnings growth versus developed markets in 2023 should help, but we have increasingly seen more examples of self-help by individual companies. During a period of crisis, there are a growing number of examples of companies focusing more intensely on cost control, efficient capital expenditure, and improving shareholder returns. We feel that valuations are also attractive and remain at a discount relative to developed markets.

At this stage of the equity cycle when overall economic growth is more scarce, being able to find profit growth is essential, in both a defensive and an offensive portfolio strategy. Irrespective of the near-term rotation in markets, fundamental growth in earnings and cash flow remains the most powerful driver of stock prices over the long term, in our view.

While it is important to debate risks and to understand the fundamentals underpinning potential periods of change, we remain focused on idiosyncratic, fundamental stock drivers recognizing, but not being driven by, top-down macro factors.

## **Complexity Levels Remain High, But Experience Can Guide Us**

After an outstanding period for equity investors since the GFC, higher inflation, tightening liquidity conditions, armed conflict, and the unwinding of pandemic-era extremes imply higher risks and ongoing market fluctuations going forward. The challenge that many investors have today—separating long-term expected returns from short-term narratives and concerns—is not new.

There are obvious concerns around the terrible events happening in Ukraine, but outside of these geopolitical concerns, we believe the world will be more like its pre-pandemic self than not. While some of the forces that have supported economic recovery have shifted, our base case remains that supply chains will normalize as we learn to live with COVID-19 and that inflation will peak and eventually ease to a more manageable level.

Importantly, volatility historically has proven to present opportunities, and while we live in highly unusual times, we continue to apply our investment process as we have during other crises. Indeed, we are observing a broader opportunity set than we have for some time. Innovative, high-growth companies are trading, in our view, at much more reasonable valuations, while idiosyncratic stock ideas not tied to broader market direction are also a focus.

Geopolitical and macroeconomic uncertainty will remain part of the near-term environment, but long term, stock prices are ultimately driven by fundamental earnings power and cash flow generation. We believe that focusing on this is the best way to help navigate through one of the most complex market environments investors have experienced.

---

## Risks

The following risks are materially relevant to the portfolio:

**Currency risk**—Changes in currency exchange rates could reduce investment gains or increase investment losses.

**Emerging markets risk**—Emerging markets are less established than developed markets and, therefore, involve higher risks.

**Small- and mid-cap risk**—Stocks of small and mid-size companies can be more volatile than stocks of larger companies.

**Style risk**—Different investment styles typically go in and out of favor depending on market conditions and investor sentiment.

### General Portfolio Risks

**Capital risk**—The value of your investment will vary and is not guaranteed. It will be affected by changes in the exchange rate between the base currency of the portfolio and the currency in which you subscribed, if different.

**Equity risk**—In general, equities involve higher risks than bonds or money market instruments.

**ESG and Sustainability risk**—May result in a material negative impact on the value of an investment and performance of the portfolio.

**Geographic concentration risk**—To the extent that a portfolio invests a large portion of its assets in a particular geographic area, its performance will be more strongly affected by events within that area.

**Hedging risk**—A portfolio's attempts to reduce or eliminate certain risks through hedging may not work as intended.

**Investment portfolio risk**—Investing in portfolios involves certain risks an investor would not face if investing in markets directly.

**Management risk**—The investment manager or its designees may at times find their obligations to a portfolio to be in conflict with their obligations to other investment portfolios they manage (although in such cases, all portfolios will be dealt with equitably).

**Operational risk**—Operational failures could lead to disruptions of portfolio operations or financial losses.

---

### Additional Disclosures

MSCI and its affiliates and third party sources and providers (collectively, "MSCI") makes no express or implied warranties or representations and shall have no liability whatsoever with respect to any MSCI data contained herein. The MSCI data may not be further redistributed or used as a basis for other indices or any securities or financial products. This report is not approved, reviewed, or produced by MSCI. Historical MSCI data and analysis should not be taken as an indication or guarantee of any future performance analysis, forecast or prediction. None of the MSCI data is intended to constitute investment advice or a recommendation to make (or refrain from making) any kind of investment decision and may not be relied on as such.

London Stock Exchange Group plc and its group undertakings (collectively, the "LSE Group"). © LSE Group 2022. FTSE Russell is a trading name of certain of the LSE Group companies. All rights in the FTSE Russell indexes or data vest in the relevant LSE Group company which owns the index or the data. Neither LSE Group nor its licensors accept any liability for any errors or omissions in the indexes or data and no party may rely on any indexes or data contained in this communication. No further distribution of data from the LSE Group is permitted without the relevant LSE Group company's express written consent. The LSE Group does not promote, sponsor or endorse the content of this communication.

T. Rowe Price focuses on delivering investment management excellence that investors can rely on—now and over the long term.

# T.RowePrice<sup>®</sup>

## Important Information

**This material is being furnished for general informational and/or marketing purposes only.** The material does not constitute or undertake to give advice of any nature, including fiduciary investment advice, nor is it intended to serve as the primary basis for an investment decision. Prospective investors are recommended to seek independent legal, financial and tax advice before making any investment decision. T. Rowe Price group of companies including T. Rowe Price Associates, Inc. and/or its affiliates receive revenue from T. Rowe Price investment products and services. **Past performance is not a reliable indicator of future performance.** The value of an investment and any income from it can go down as well as up. Investors may get back less than the amount invested.

The material does not constitute a distribution, an offer, an invitation, a personal or general recommendation or solicitation to sell or buy any securities in any jurisdiction or to conduct any particular investment activity. The material has not been reviewed by any regulatory authority in any jurisdiction.

Information and opinions presented have been obtained or derived from sources believed to be reliable and current; however, we cannot guarantee the sources' accuracy or completeness. There is no guarantee that any forecasts made will come to pass. The views contained herein are as of the date written and are subject to change without notice; these views may differ from those of other T. Rowe Price group companies and/or associates. Under no circumstances should the material, in whole or in part, be copied or redistributed without consent from T. Rowe Price.

The material is not intended for use by persons in jurisdictions which prohibit or restrict the distribution of the material and in certain countries the material is provided upon specific request. It is not intended for distribution to retail investors in any jurisdiction.

**Australia**—Issued in Australia by T. Rowe Price Australia Limited (ABN: 13 620 668 895 and AFSL: 503741), Level 50, Governor Phillip Tower, 1 Farrer Place, Suite 50B, Sydney, NSW 2000, Australia. For Wholesale Clients only.

**Brunei**—This material can only be delivered to certain specific institutional investors for informational purpose upon request only. The strategy and/or any products associated with the strategy has not been authorised for distribution in Brunei. No distribution of this material to any member of the public in Brunei is permitted.

**Canada**—Issued in Canada by T. Rowe Price (Canada), Inc. T. Rowe Price (Canada), Inc.'s investment management services are only available to Accredited Investors as defined under National Instrument 45-106. T. Rowe Price (Canada), Inc. enters into written delegation agreements with affiliates to provide investment management services.

**DIFC**—Issued in the Dubai International Financial Centre by T. Rowe Price International Ltd. This material is communicated on behalf of T. Rowe Price International Ltd. by its representative office which is regulated by the Dubai Financial Services Authority. For Professional Clients only.

**EEA**—Unless indicated otherwise this material is issued and approved by T. Rowe Price (Luxembourg) Management S.à r.l. 35 Boulevard du Prince Henri L-1724 Luxembourg which is authorised and regulated by the Luxembourg Commission de Surveillance du Secteur Financier. For Professional Clients only.

**Hong Kong**—Issued in Hong Kong by T. Rowe Price Hong Kong Limited, 6/F, Chater House, 8 Connaught Road Central, Hong Kong. T. Rowe Price Hong Kong Limited is licensed and regulated by the Securities & Futures Commission. For Professional Investors only.

**Indonesia**—This material is intended to be used only by the designated recipient to whom T. Rowe Price delivered; it is for institutional use only. Under no circumstances should the material, in whole or in part, be copied, redistributed or shared, in any medium, without prior written consent from T. Rowe Price. No distribution of this material to members of the public in any jurisdiction is permitted.

**Korea**—This material is intended only to Qualified Professional Investors upon specific and unsolicited request and may not be reproduced in whole or in part nor can they be transmitted to any other person in the Republic of Korea.

**Mainland China**—This material is provided to specific qualified domestic institutional investor or sovereign wealth fund on a one-on-one basis. No invitation to offer, or offer for, or sale of, the shares will be made in the mainland of the People's Republic of China ("Mainland China", not including the Hong Kong or Macau Special Administrative Regions or Taiwan) or by any means that would be deemed public under the laws of the Mainland China. The information relating to the strategy contained in this material has not been submitted to or approved by the China Securities Regulatory Commission or any other relevant governmental authority in the Mainland China. The strategy and/or any product associated with the strategy may only be offered or sold to investors in the Mainland China that are expressly authorized under the laws and regulations of the Mainland China to buy and sell securities denominated in a currency other than the Renminbi (or RMB), which is the official currency of the Mainland China. Potential investors who are resident in the Mainland China are responsible for obtaining the required approvals from all relevant government authorities in the Mainland China, including, but not limited to, the State Administration of Foreign Exchange, before purchasing the shares. This document further does not constitute any securities or investment advice to citizens of the Mainland China, or nationals with permanent residence in the Mainland China, or to any corporation, partnership, or other entity incorporated or established in the Mainland China.

**Malaysia**—This material can only be delivered to specific institutional investor upon specific and unsolicited request. The strategy and/or any products associated with the strategy has not been authorised for distribution in Malaysia. This material is solely for institutional use and for informational purposes only. This material does not provide investment advice or an offering to make, or an inducement or attempted inducement of any person to enter into or to offer to enter into, an agreement for or with a view to acquiring, disposing of, subscribing for or underwriting securities. Nothing in this material shall be considered a making available of, solicitation to buy, an offering for subscription or purchase or an invitation to subscribe for or purchase any securities, or any other product or service, to any person in any jurisdiction where such offer, solicitation, purchase or sale would be unlawful under the laws of Malaysia.

**New Zealand**—Issued in New Zealand by T. Rowe Price Australia Limited (ABN: 13 620 668 895 and AFSL: 503741), Level 50, Governor Phillip Tower, 1 Farrer Place, Suite 50B, Sydney, NSW 2000, Australia. No Interests are offered to the public. Accordingly, the Interests may not, directly or indirectly, be offered, sold or delivered in New Zealand, nor may any offering document or advertisement in relation to any offer of the Interests be distributed in New Zealand, other than in circumstances where there is no contravention of the Financial Markets Conduct Act 2013.

**Philippines**—THE STRATEGY AND/ OR ANY SECURITIES ASSOCIATED WITH THE STRATEGY BEING OFFERED OR SOLD HEREIN HAVE NOT BEEN REGISTERED WITH THE SECURITIES AND EXCHANGE COMMISSION UNDER THE SECURITIES REGULATION CODE. ANY FUTURE OFFER OR SALE OF THE STRATEGY AND/ OR ANY SECURITIES IS SUBJECT TO REGISTRATION REQUIREMENTS UNDER THE CODE, UNLESS SUCH OFFER OR SALE QUALIFIES AS AN EXEMPT TRANSACTION.

**Singapore**—Issued in Singapore by T. Rowe Price Singapore Private Ltd. (UEN: 201021137E), No. 501 Orchard Rd, #10-02 Wheelock Place, Singapore 238880. T. Rowe Price Singapore Private Ltd. is licensed and regulated by the Monetary Authority of Singapore. For Institutional and Accredited Investors only.

**South Africa**—T. Rowe Price International Ltd (TRPIL), 60 Queen Victoria Street, London, EC4N 4TZ, is an authorised financial services provider under the Financial Advisory and Intermediary Services Act, 2002 (Financial Services Provider (FSP) Licence Number 31935), authorised to provide "intermediary services" to South African Investors. TRPIL's Complaint Handling Procedures are available to clients upon request. The Financial Advisory and Intermediary Services Act Ombud in South Africa deals with complaints from clients against FSPs in relation to the specific services rendered by FSPs. The contact details are noted below: Telephone: +27 12 762 5000, Web: www.faisombud.co.za, Email: info@faisombud.co.za

**Switzerland**—Issued in Switzerland by T. Rowe Price (Switzerland) GmbH, Talstrasse 65, 6th Floor, 8001 Zurich, Switzerland. For Qualified Investors only.

**Taiwan**—This does not provide investment advice or recommendations. Nothing in this material shall be considered a solicitation to buy, or an offer to sell, a security, or any other product or service, to any person in the Republic of China.

**Thailand**—This material has not been and will not be filed with or approved by the Securities Exchange Commission of Thailand or any other regulatory authority in Thailand. The material is provided solely to "institutional investors" as defined under relevant Thai laws and regulations. No distribution of this material to any member of the public in Thailand is permitted. Nothing in this material shall be considered a provision of service, or a solicitation to buy, or an offer to sell, a security, or any other product or service, to any person where such provision, offer, solicitation, purchase or sale would be unlawful under relevant Thai laws and regulations.

**UK**—This material is issued and approved by T. Rowe Price International Ltd, 60 Queen Victoria Street, London, EC4N 4TZ which is authorised and regulated by the UK Financial Conduct Authority. For Professional Clients only.

**USA**—Issued in the USA by T. Rowe Price Associates, Inc., 100 East Pratt Street, Baltimore, MD, 21202, which is regulated by the U.S. Securities and Exchange Commission. For Institutional Investors only.

© 2022 T. Rowe Price. All Rights Reserved. T. ROWE PRICE, INVEST WITH CONFIDENCE, and the Bighorn Sheep design are, collectively and/or apart, trademarks of T. Rowe Price Group, Inc.