



Rising Inflation Risk and How to Address It

Whether temporary or not, price rises cannot be ignored.


October 2021

KEY INSIGHTS

- Sustained inflation has historically been a headwind for stocks and bonds, reducing the diversification benefits of holding both in a multi-asset portfolio.
- Although markets appear to assume the current inflation spike is temporary, durable increases in housing costs and wages may challenge that view.
- Inflation risk can be mitigated by inflation-linked sovereign bonds; cyclical stocks that keep up with inflation; and high-yielding, low-duration bonds.

For more than a decade, inflation has not been regarded as a major investment risk. Indeed, since the global financial crisis, deflation has been seen by many as a bigger threat—policymakers in

Japan and the eurozone have been struggling to push inflation up, not down. With inflationary pressures now building across the world, though, this could change.



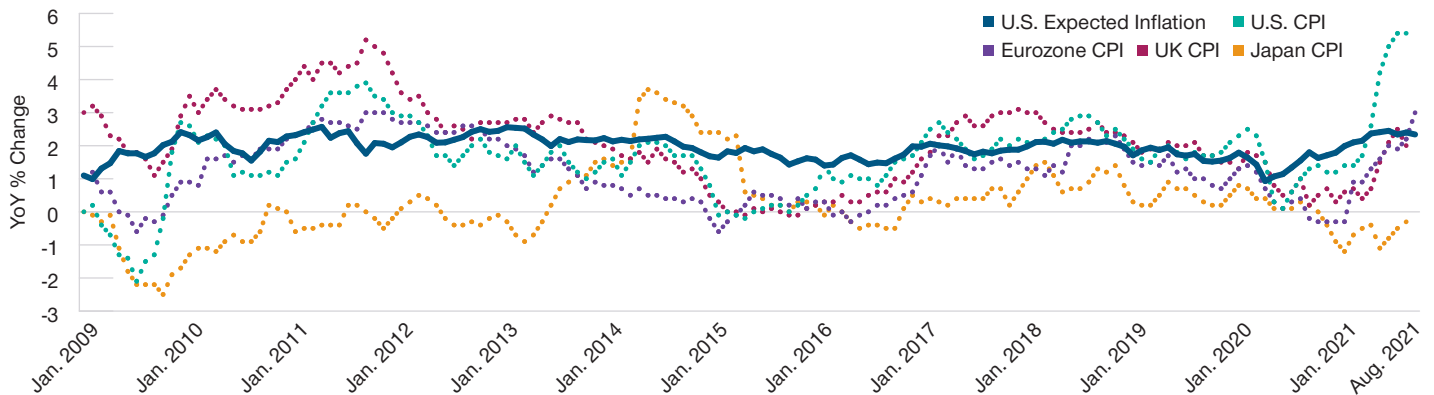
Yoram Lustig
Head of EMEA Multi-Asset Solutions



Michael Walsh
Multi-Asset Solutions Strategist

U.S. Inflation Expectations Are Anchored Despite CPI Spike

(Fig. 1) Recent realized inflation has been highly volatile



As of August 31, 2021.

Sources: U.S. CPI Urban Consumers YoY (U.S. Bureau of Labor Statistics), Euro Area MUICP All Items (Eurostat), UK CPI EU Harmonized YoY (UK Office for National Statistics), Japan CPI Nationwide YoY (Ministry of Internal Affairs and Communications), U.S. Breakeven 10 Year. Analysis by T. Rowe Price.

“...expected inflation remains relatively anchored.”

— Yoram Lustig
Head of EMEA
Multi-Asset Solutions

At present, the market-implied 10-year-forward inflation expectation for the U.S. and most other developed countries remains relatively muted, reflecting widespread assumptions that the current inflation spike may prove temporary. Figure 1 shows the year-on-year (YoY) changes in consumer price indices (CPIs) for the U.S., the eurozone, the UK, and Japan as well as the market's *expected* rate of inflation in the U.S. (10-year breakeven inflation rate of inflation-linked government bonds). It reveals that while inflation has recently spiked across the U.S., the eurozone, and the UK, expected inflation remains relatively anchored—and indeed has been more stable than realized monthly inflation for an extended period. In Japan, inflation is still in negative territory.

Sustained Inflation Would Challenge Markets

If inflation were to remain elevated for an extended period, it would pose a challenge for financial markets. Higher inflation typically brings higher interest rates, which cause bond markets to sell off. Significantly higher inflation has also depressed equity valuations in the past (Figure 2), a potential headwind for stocks. In an environment of persistent elevated inflation, higher positive correlations between stocks and bonds can diminish the diversification benefits of a multi-asset portfolio.

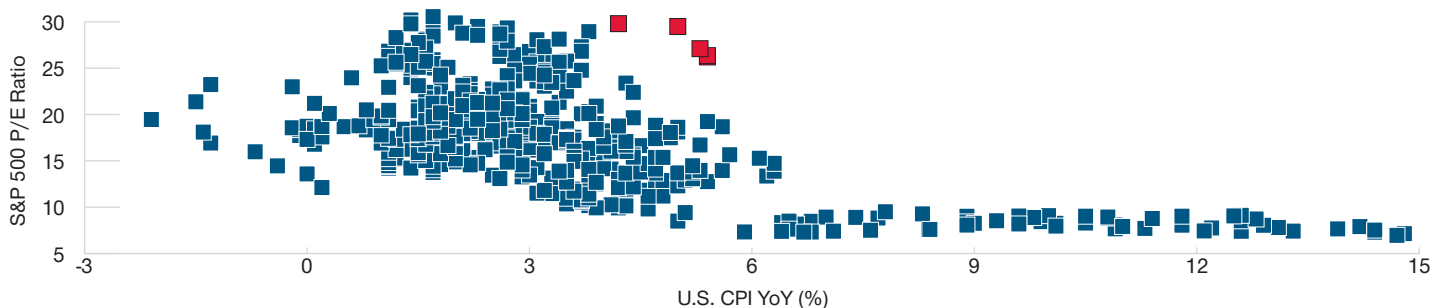
The red dots in Figure 2 show the five most recent relationships between U.S. inflation and the P/E ratio of the S&P 500 Index (at the end of April, May, June, July, and August 2021). They reveal that the recent inflation spike does not appear to have depressed equity valuations yet. This likely reflects the market's expectation that inflation will prove transitory, which will allow the Federal Reserve to keep its policy rate lower for longer and avoid eroding real wage growth and corporate earnings.

We take a similar view: In our opinion, short-term U.S. inflation will probably be higher than it has been over the past decade—but not high enough to be a major concern. Recent inflation prints have been heavily influenced by extreme price hikes in categories that experienced a sudden stop and restart due to the pandemic, such as used cars and travel. When we examine some of the drivers behind the spike in inflation in more detail, we believe these are likely to moderate in the near term.

For example, a key inflationary driver on the demand side has been the reopening of major economies following restrictions during the pandemic. Coupled with a rise in household savings, thanks to government support from employment replacement and furlough schemes (and limited opportunities to spend), this has

The Inflation Spike Has Not Depressed Equity Valuations—Yet

(Fig. 2) Historically, valuations have been suppressed when inflation hits 6%



As of August 31, 2021.

Past performance is not a reliable indicator of future performance.

The chart shows month-end, YoY data from January 1978 through August 2021.

Sources: T. Rowe Price analysis using price earnings (P/E)s ratios (Standard & Poor's) of the S&P 500 (see Additional Disclosure) and U.S. CPI Urban Consumers YoY (U.S. Bureau of Labor Statistics).

“A more sustained period of accelerating prices cannot be ruled out.

— Michael Walsh
Multi-Asset Solutions Strategist

unleashed a wave of pent-up demand. However, the reopening is likely to only occur once: We do not anticipate that economies will close and reopen again, and we therefore believe that the current spending spree will wane with time.

Disruptions to supply chains due to COVID-19 have also driven inflation higher. These include factories that are not yet producing at capacity, shortages of semiconductor chips, and rising freight and transportation costs. We believe these effects are also likely to be transitional. As life returns to normal—or at least a version of normality—supply and production should return to something close to pre-pandemic levels.

A third factor behind the inflation spike has been the base effect. Inflation is typically measured on a year-on-year basis—in other words, prices today are compared with prices a year ago. Last year, the world was engulfed by the worst of the pandemic. Demand and prices were depressed. It should be no surprise, then, that year-on-year changes in CPI are high when compared with such a low base. With time, inflation

should be measured against the higher prices seen during the recovery period. Base effects are by their nature transitory.

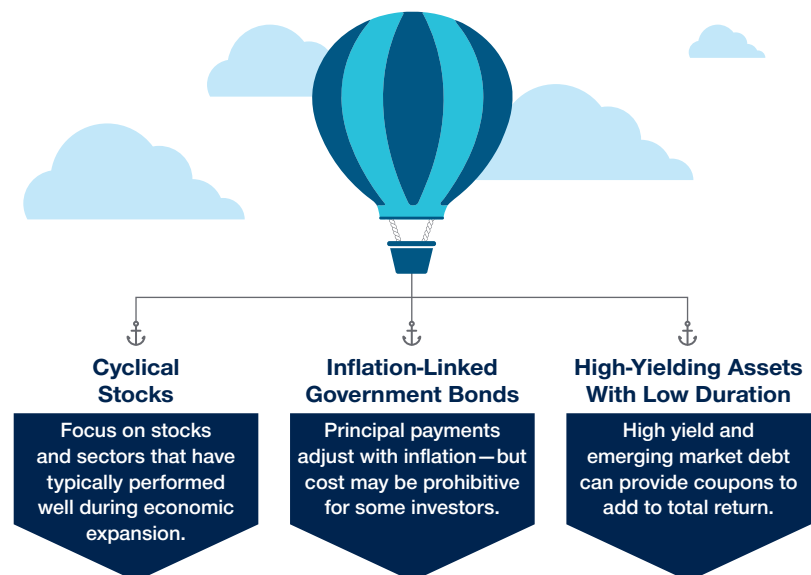
Uncertainty Over Inflation Means Caution May Be Required

However, while the evidence suggests that the inflation spike is temporary, it is impossible to know this for certain. A more sustained period of accelerating prices cannot be ruled out. As such, we are closely monitoring housing costs—a significant component of consumer prices—and wage inflation. Housing costs have been rising steadily for the past decade, a trend heightened by increasing work-from-home arrangements.

Meanwhile, higher wages have historically led to price hikes as employers sought to offset rising labor costs. Durable increases in these two components could, in our view, generate more sustained inflation. Furthermore, logistic and supply bottlenecks may prove to be stubborn as vaccination rollouts differ across countries linked via global trade, for example, and some sectors may be slower to get back to full capacity than others.

Three Ways to Mitigate Inflation Risk in Your Portfolio

Cyclical stocks, index-linked bonds, and high yield assets can play a role



For Illustrative Purposes Only.

As the saying goes, investors should hope for the best and prepare for the worst. Even if we hope for reasonable levels of inflation—not too low to be deflationary, not too high to become a headwind to investments—portfolios should include some protection against inflation. The key is to strike a balance between protecting against inflation and the cost or opportunity cost of such protection.

Three Ways to Help Protect Portfolios Against Inflation

Investors should consider ways to position their portfolios for persistent inflation. These may include:

- 1) Purchasing inflation-linked government bonds (ILBs).** Designed to help investors to protect portfolios from inflation, ILBs are indexed to the price level so that the principal and interest payments rise and fall with the rate of inflation. One challenge with ILBs is their price, which is high in many markets. This means the after-inflation yield they offer is low or negative, leading to potentially negative realized total returns in real terms. Moreover, ILBs should outperform standard nominal government bonds with a similar duration only if realized inflation is higher than the breakeven inflation rate (reflected in the difference between the yield of nominal bonds and ILBs). Now, breakeven rates are quite high, setting a high bar for ILBs to outperform as inflation must beat increased market expectations.
- 2) Investing in cyclical stocks that are likely to perform well in an environment of rising prices.** Inflation typically rises during periods of economic expansion, when cyclical assets tend to fare well. Examples of cyclical stocks include value stocks (partially due to the large financial sectors that should benefit from rising rates); small capitalization stocks (due to the economic expansion); and Japanese, European, and emerging market stocks (due to having export-oriented economies that should benefit from a rebound in global trade).
- 3) Buying high-yielding assets with relatively low duration,¹ such as global high yield bonds and emerging market debt.** Higher yield means a greater cushion from collecting coupons to add to total returns. The two main caveats with such assets are (1) that they are correlated with equity markets, so they do not diversify equity risk, and (2) that they contain credit risk, meaning that credit analysis is required to mitigate losses.

The advantage of the second and third ideas discussed above is that they should likely perform well during periods of higher and lower inflation, not necessarily during periods of elevated inflation. In other words, they may provide some protection against inflation without an explicit cost in terms of foregone expected returns. Given that it is impossible to be certain about the level of inflation over the next few years, investment strategies such as these may prove particularly useful.

¹Sensitivity to changes in interest rates.

Additional Disclosure

The S&P 500 is a product of S&P Dow Jones Indices LLC, a division of S&P Global, or its affiliates (“SPDJ”) and has been licensed for use by T. Rowe Price. Standard & Poor’s® and S&P® are registered trademarks of Standard & Poor’s Financial Services LLC, a division of S&P Global (“S&P”); Dow Jones® is a registered trademark of Dow Jones Trademark Holdings LLC (“Dow Jones”). T. Rowe Price is not sponsored, endorsed, sold or promoted by SPDJI, Dow Jones, S&P, their respective affiliates, and none of such parties make any representation regarding the advisability of investing in such product(s) nor do they have any liability for any errors, omissions, or interruptions of the S&P 500.

T. Rowe Price focuses on delivering investment management excellence that investors can rely on—now and over the long term.

T. Rowe Price[®]

Important Information

This material is being furnished for general informational and/or marketing purposes only. The material does not constitute or undertake to give advice of any nature, including fiduciary investment advice, nor is it intended to serve as the primary basis for an investment decision. Prospective investors are recommended to seek independent legal, financial and tax advice before making any investment decision. T. Rowe Price group of companies including T. Rowe Price Associates, Inc. and/or its affiliates receive revenue from T. Rowe Price investment products and services. **Past performance is not a reliable indicator of future performance.** The value of an investment and any income from it can go down as well as up. Investors may get back less than the amount invested.

The material does not constitute a distribution, an offer, an invitation, a personal or general recommendation or solicitation to sell or buy any securities in any jurisdiction or to conduct any particular investment activity. The material has not been reviewed by any regulatory authority in any jurisdiction.

Information and opinions presented have been obtained or derived from sources believed to be reliable and current; however, we cannot guarantee the sources' accuracy or completeness. There is no guarantee that any forecasts made will come to pass. The views contained herein are as of the date written and are subject to change without notice; these views may differ from those of other T. Rowe Price group companies and/or associates. Under no circumstances should the material, in whole or in part, be copied or redistributed without consent from T. Rowe Price.

The material is not intended for use by persons in jurisdictions which prohibit or restrict the distribution of the material and in certain countries the material is provided upon specific request. It is not intended for distribution to retail investors in any jurisdiction.

Australia—Issued in Australia by T. Rowe Price Australia Limited (ABN: 13 620 668 895 and AFSL: 503741), Level 50, Governor Phillip Tower, 1 Farrer Place, Suite 50B, Sydney, NSW 2000, Australia. For Wholesale Clients only.

Brunei—This material can only be delivered to certain specific institutional investors for informational purpose upon request only. The strategy and/or any products associated with the strategy has not been authorised for distribution in Brunei. No distribution of this material to any member of the public in Brunei is permitted.

Canada—Issued in Canada by T. Rowe Price (Canada), Inc. T. Rowe Price (Canada), Inc.'s investment management services are only available to Accredited Investors as defined under National Instrument 45-106. T. Rowe Price (Canada), Inc. enters into written delegation agreements with affiliates to provide investment management services.

China—This material is provided to specific qualified domestic institutional investor or sovereign wealth fund on a one-on-one basis. No invitation to offer, or offer for, or sale of, the shares will be made in the People's Republic of China ("PRC") (which, for such purpose, does not include the Hong Kong or Macau Special Administrative Regions or Taiwan) or by any means that would be deemed public under the laws of the PRC. The information relating to the strategy contained in this material has not been submitted to or approved by the China Securities Regulatory Commission or any other relevant governmental authority in the PRC. The strategy and/or any product associated with the strategy may only be offered or sold to investors in the PRC that are expressly authorized under the laws and regulations of the PRC to buy and sell securities denominated in a currency other than the Renminbi (or RMB), which is the official currency of the PRC. Potential investors who are resident in the PRC are responsible for obtaining the required approvals from all relevant government authorities in the PRC, including, but not limited to, the State Administration of Foreign Exchange, before purchasing the shares. This document further does not constitute any securities or investment advice to citizens of the PRC, or nationals with permanent residence in the PRC, or to any corporation, partnership, or other entity incorporated or established in the PRC.

DIFC—Issued in the Dubai International Financial Centre by T. Rowe Price International Ltd. This material is communicated on behalf of T. Rowe Price International Ltd. by its representative office which is regulated by the Dubai Financial Services Authority. For Professional Clients only.

EEA ex-UK—Unless indicated otherwise this material is issued and approved by T. Rowe Price (Luxembourg) Management S.à r.l. 35 Boulevard du Prince Henri L-1724 Luxembourg which is authorised and regulated by the Luxembourg Commission de Surveillance du Secteur Financier. For Professional Clients only.

Hong Kong—Issued in Hong Kong by T. Rowe Price Hong Kong Limited, 6/F, Chater House, 8 Connaught Road Central, Hong Kong. T. Rowe Price Hong Kong Limited is licensed and regulated by the Securities & Futures Commission. For Professional Investors only.

Indonesia—This material is intended to be used only by the designated recipient to whom T. Rowe Price delivered; it is for institutional use only. Under no circumstances should the material, in whole or in part, be copied, redistributed or shared, in any medium, without prior written consent from T. Rowe Price. No distribution of this material to members of the public in any jurisdiction is permitted.

Korea—This material is intended only to Qualified Professional Investors upon specific and unsolicited request and may not be reproduced in whole or in part nor can they be transmitted to any other person in the Republic of Korea.

Malaysia—This material can only be delivered to specific institutional investor upon specific and unsolicited request. The strategy and/or any products associated with the strategy has not been authorised for distribution in Malaysia. This material is solely for institutional use and for informational purposes only. This material does not provide investment advice or an offering to make, or an inducement or attempted inducement of any person to enter into or to offer to enter into, an agreement for or with a view to acquiring, disposing of, subscribing for or underwriting securities. Nothing in this material shall be considered a making available of, solicitation to buy, an offering for subscription or purchase or an invitation to subscribe for or purchase any securities, or any other product or service, to any person in any jurisdiction where such offer, solicitation, purchase or sale would be unlawful under the laws of Malaysia.

New Zealand—Issued in New Zealand by T. Rowe Price Australia Limited (ABN: 13 620 668 895 and AFSL: 503741), Level 50, Governor Phillip Tower, 1 Farrer Place, Suite 50B, Sydney, NSW 2000, Australia. No Interests are offered to the public. Accordingly, the Interests may not, directly or indirectly, be offered, sold or delivered in New Zealand, nor may any offering document or advertisement in relation to any offer of the Interests be distributed in New Zealand, other than in circumstances where there is no contravention of the Financial Markets Conduct Act 2013.

Philippines—THE STRATEGY AND/ OR ANY SECURITIES ASSOCIATED WITH THE STRATEGY BEING OFFERED OR SOLD HEREIN HAVE NOT BEEN REGISTERED WITH THE SECURITIES AND EXCHANGE COMMISSION UNDER THE SECURITIES REGULATION CODE. ANY FUTURE OFFER OR SALE OF THE STRATEGY AND/ OR ANY SECURITIES IS SUBJECT TO REGISTRATION REQUIREMENTS UNDER THE CODE, UNLESS SUCH OFFER OR SALE QUALIFIES AS AN EXEMPT TRANSACTION.

Singapore—Issued in Singapore by T. Rowe Price Singapore Private Ltd., No. 501 Orchard Rd, #10-02 Wheelock Place, Singapore 238880. T. Rowe Price Singapore Private Ltd. is licensed and regulated by the Monetary Authority of Singapore. For Institutional and Accredited Investors only.

South Africa—T. Rowe Price International Ltd ("TRPIL") is an authorised financial services provider under the Financial Advisory and Intermediary Services Act, 2002 (FSP Licence Number 31935), authorised to provide "intermediary services" to South African investors.

Switzerland—Issued in Switzerland by T. Rowe Price (Switzerland) GmbH, Talstrasse 65, 6th Floor, 8001 Zurich, Switzerland. For Qualified Investors only.

Taiwan—This does not provide investment advice or recommendations. Nothing in this material shall be considered a solicitation to buy, or an offer to sell, a security, or any other product or service, to any person in the Republic of China.

Thailand—This material has not been and will not be filed with or approved by the Securities Exchange Commission of Thailand or any other regulatory authority in Thailand. The material is provided solely to "institutional investors" as defined under relevant Thai laws and regulations. No distribution of this material to any member of the public in Thailand is permitted. Nothing in this material shall be considered a provision of service, or a solicitation to buy, or an offer to sell, a security, or any other product or service, to any person where such provision, offer, solicitation, purchase or sale would be unlawful under relevant Thai laws and regulations.

UK—This material is issued and approved by T. Rowe Price International Ltd, 60 Queen Victoria Street, London, EC4N 4TZ which is authorised and regulated by the UK Financial Conduct Authority. For Professional Clients only.

USA—Issued in the USA by T. Rowe Price Associates, Inc., 100 East Pratt Street, Baltimore, MD, 21202, which is regulated by the U.S. Securities and Exchange Commission. For Institutional Investors only.

© 2021 T. Rowe Price. All Rights Reserved. T. ROWE PRICE, INVEST WITH CONFIDENCE, and the Bighorn Sheep design are, collectively and/or apart, trademarks of T. Rowe Price Group, Inc.