



# The Eurozone Faces an Inflation Roller Coaster

Price rises will likely slow next year—before picking up again.

June 2021

## KEY INSIGHTS

- Unprecedented fiscal and monetary stimulus in Europe has prompted a debate over whether higher inflation is ahead.
- Low wages and spare labor capacity will likely mean that inflation will fall next year.
- Changes in wage and carbon policies may then push inflation higher again in 2023.



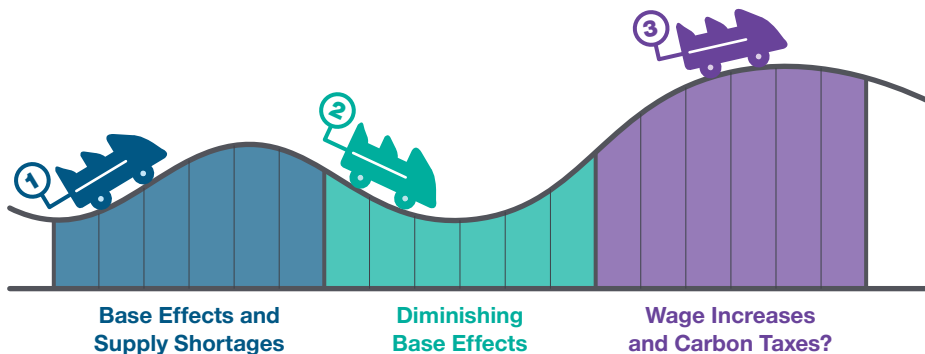
**Tomasz Wieladek**  
*International Economist*

Rising inflation in the eurozone likely has longer to run, but we don't believe it is permanent. Although the eurozone consumer price index (CPI) was expected to hit 1.6% in April<sup>1</sup>—its highest level in two years—spare capacity in the labor market should contribute to its decline again in 2022 once the impact of one-off factors diminishes.

Depending on the outcomes of European elections over the next 12 months, large rises in minimum wages, and the cost of brown energy, eurozone inflation could rise again significantly in 2023. Investors may wish to take this inflation roller coaster into account when planning their medium- to long-term bond strategies.

## The Eurozone Faces an Inflation Roller Coaster

Inflation should fall next year before possibly rising in 2023



For illustrative purposes.

<sup>1</sup>Source: Eurostat.

I believe that the eurozone CPI will remain elevated until at least the end of the year...

### Two Views of Inflation

European governments have resorted to unprecedented fiscal and monetary policies to support their economies during the coronavirus pandemic. Now, as mass vaccination programs chart the path to a strong recovery, a debate has emerged about whether this large macroeconomic stimulus could result in higher inflation ahead. I believe that the eurozone CPI will remain elevated until at least the end of the year due to changes in year-on-year rates, known as base effects. Last year, energy prices fell meaningfully in response to the coronavirus pandemic, and Germany lowered its value-added tax (VAT) by three percentage points from July to December. These developments resulted in unusually low values being recorded in 2020, leading to higher inflation being recorded in 2021.

Base effects are probably not the only key inflation contributor, however. Global supply shortages of key commodities and semiconductors, which have led to much higher producer prices, are also slowly becoming visible in the European consumer price indices. While this reflects very strong excess demand at present, we expect these higher prices to lead to stronger production in time, therefore, relieving the inflation pressures arising from the current supply shortage.

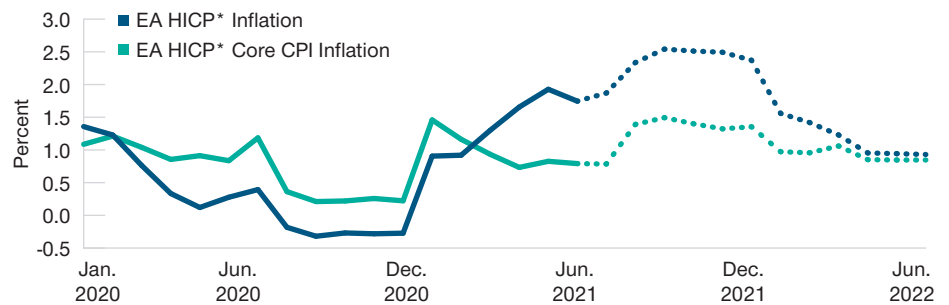
Combined, these effects will likely push eurozone CPI up to around 2.5% in the second half of this year, with German CPI inflation possibly reaching levels close to 4% for a brief time.

The key question facing bond investors is what will happen once base effects drop out of year-on-year CPI inflation. Among economists, opinion on this is divided between those who adopt the monetarist view of inflation and those who adopt the Phillips curve view. Monetarists rely on the quantity equation of money:  $MV=PY$  (where M is broad money, V is velocity of money, P is prices, and Y is output). If the velocity of money is constant and Y is sticky (either because the economy operates at potential in the long run or is fixed in the short run), then greater M (broad money) must mean more P (inflation).

According to the Phillips curve model, CPI inflation is determined by inflation expectations and spare capacity (in the form of unemployed labor and idle machines). If there is a lot of spare capacity in the labor market or a large number of idle machines, inflation will fall. The inflation expectation component derives from the idea that if people expect higher inflation in the future, they will already adjust prices today. This is why central banks watch inflation expectations indicators like hawks.

### Base Effects Are Fueling Inflation

(Fig. 1) Price rises will likely slow when these effects diminish



As of May 24, 2021.

Dotted line represents projected inflation rate.

\*Harmonized Index of Consumer Prices.

Sources: Eurostat and analysis by T. Rowe Price.

“...wage pressure from spare capacity in the labor market remains low.

### Why I Believe the Monetarist View Is Wrong

After the global financial crisis in 2009/2010, year-on-year base money growth exploded, prompting concerns that a large rise in money growth would lead to very strong inflation. However, the relationship between base money and broad money broke down, so the monetarist theory did not really apply as it is based on broad money (M3/M4). This time is different as broad money has risen to double-digit growth rate levels.

The eurozone did experience very high rates of M3/M4 growth in the early 2000s, similar to those of today. This followed the creation of the euro, which allowed banks in peripheral countries to lend to households and firms at much lower interest rates than before, which in turn led to a strong expansion of monetary aggregates in those countries.

Yet despite these conditions, which economic theory suggests are ideal for the monetarist model of inflation to operate, eurozone core CPI inflation only rose temporarily to around 1.5% before falling back again. The most likely explanation for the absence of stronger inflation is the divergence in business cycles across economies at the time: Southern European countries were growing very quickly, while Germany experienced a prolonged period of low domestic demand growth. As a result, the supply of products provided by eurozone core

economies was more than sufficient to contain inflationary pressures in peripheral countries. I believe that this experience holds important lessons for today.

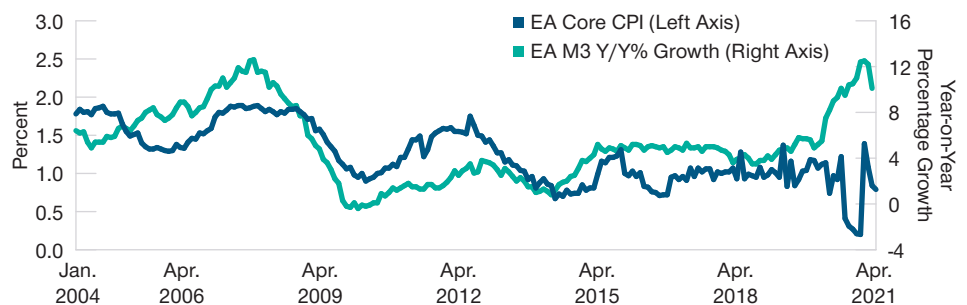
As in the early 2000s, M3 growth is very strong again today—this time because of the expansion of the European Central Bank’s (ECB) balance sheet. As this balance sheet expansion represents lending to governments rather than households, its inflationary impact has likely been contained. Furthermore, eurozone economies will likely recover at different speeds, a reflection of both the contact-intensity of their economies and debt overhang from the recession. As a result, greater supply in the periphery could help to contain inflationary pressures in the core this time around.

### The Phillips Curve Looks Set to Prevail

I believe the data show that, once furloughed employees are added to the unemployment rate, the eurozone wage Phillips curve will continue to apply. Overall, wage pressure from spare capacity in the labor market remains low. There would only be some inflationary pressure if the unemployment rate reached the pre-pandemic level and there were no furloughed workers—and given that furlough schemes in many eurozone countries will remain in place until the end of 2021, this likelihood of all workers returning to work quickly would appear to be low.

### Broad Money Supply Has Rocketed

(Fig. 2) ECB balance sheet expansion has fueled M3 growth



As of April 30, 2021.

Sources: Eurostat and the European Central Bank.

“Elections in Germany and France...could lead to much stronger inflation outcomes in 2023.”

However, since many European workers are covered by collective wage agreements, forward-looking union wage settlements are the key to inflation in Europe. Even in the surging manufacturing sector, 5% to 6% of workers are still on furlough schemes. Indeed, despite the strength of the manufacturing sector, German IG Metall unions agreed on a very low wage settlement for the next two years to save jobs. This means that economy-wide negotiated wages will likely be low over the next two years as other unions have historically followed the IG Metall settlement. As a result, unit labor costs—CPI inflation due to wages—can be expected to be low in the next two years.

Overall, the evidence suggests that Phillips curve effects will continue to dominate the medium-term inflation outlook in the eurozone. Given recent low wage settlements (despite a thriving manufacturing sector), it is likely that negotiated wages—a key determinant of domestic wage-driven inflation—will remain low into late 2022. In addition, a large supply of spare labor will likely keep wages low in other sectors too. This suggests that eurozone headline CPI inflation will decline strongly once the VAT and energy base effects drop out in early 2022.

### **Wage and Carbon Policies Could Fuel an Inflation Spike in 2023**

Elections in Germany and France will determine the future of minimum wage and green transition policies, which, if implemented as promised, could lead to much stronger inflation outcomes in 2023. The German Green party, which according to polls will be an important part of any possible ruling coalition, has promised to raise the minimum wage (currently EUR 9.50 per hour) to EUR 12 per hour,

which would amount to an 18% increase in the minimum wage by 2023. According to the Federal Statistical Office of Germany, 21% of the German population worked in a job that paid less than EUR 11.05 per hour in 2018 at a time when the minimum wage was around EUR 9 per hour. Given that around a fifth of the German population works in low wage jobs, a significant rise in the minimum wage would likely increase wage pressures more broadly. A similar dynamic might play out in France, as President Emmanuel Macron is due to fight a tight race for a second term as president in April 2022.

The German Green party also wants to raise carbon pricing significantly. Since January, a price of EUR 25 per ton of CO<sub>2</sub> emissions has been applied to the heat and transport sectors in Germany. This legislative change alone has contributed to a rise of 0.5%<sup>2</sup> in headline CPI inflation through higher energy costs in 2021. The Green party is proposing to raise this charge to EUR 60 per ton, which would likely raise the headline CPI through higher energy costs by another 0.6%. More importantly, if part of government, the German Green party will also try to introduce these changes to carbon charges at the European Union level. Overall, this would also contribute to significantly higher inflation in 2023 relative to 2022.

We believe inflation in Europe is about to go on a roller coaster ride. It will likely continue to rise this year before falling significantly in early 2022, then—depending on political outcomes—may rise again in 2023. The ECB will likely look through the base effect-driven inflation of the second half of 2022, but it may find it necessary to respond if German wage policies cause much stronger inflation to occur in 2023.

<sup>2</sup>Source: Bundesbank.

T. Rowe Price focuses on delivering investment management excellence that investors can rely on—now and over the long term.

### Important Information

**This material is being furnished for general informational and/or marketing purposes only.** The material does not constitute or undertake to give advice of any nature, including fiduciary investment advice, nor is it intended to serve as the primary basis for an investment decision. Prospective investors are recommended to seek independent legal, financial and tax advice before making any investment decision. T. Rowe Price group of companies including T. Rowe Price Associates, Inc. and/or its affiliates receive revenue from T. Rowe Price investment products and services. **Past performance is not a reliable indicator of future performance.** The value of an investment and any income from it can go down as well as up. Investors may get back less than the amount invested.

The material does not constitute a distribution, an offer, an invitation, a personal or general recommendation or solicitation to sell or buy any securities in any jurisdiction or to conduct any particular investment activity. The material has not been reviewed by any regulatory authority in any jurisdiction.

Information and opinions presented have been obtained or derived from sources believed to be reliable and current; however, we cannot guarantee the sources' accuracy or completeness. There is no guarantee that any forecasts made will come to pass. The views contained herein are as of the date written and are subject to change without notice; these views may differ from those of other T. Rowe Price group companies and/or associates. Under no circumstances should the material, in whole or in part, be copied or redistributed without consent from T. Rowe Price.

The material is not intended for use by persons in jurisdictions which prohibit or restrict the distribution of the material and in certain countries the material is provided upon specific request. It is not intended for distribution to retail investors in any jurisdiction.

**Australia**—Issued in Australia by T. Rowe Price Australia Limited (ABN: 13 620 668 895 and AFSL: 503741), Level 50, Governor Phillip Tower, 1 Farrer Place, Suite 50B, Sydney, NSW 2000, Australia. For Wholesale Clients only.

**Brunei**—This material can only be delivered to certain specific institutional investors for informational purpose upon request only. The strategy and/or any products associated with the strategy has not been authorised for distribution in Brunei. No distribution of this material to any member of the public in Brunei is permitted.

**Canada**—Issued in Canada by T. Rowe Price (Canada), Inc. T. Rowe Price (Canada), Inc.'s investment management services are only available to Accredited Investors as defined under National Instrument 45-106. T. Rowe Price (Canada), Inc. enters into written delegation agreements with affiliates to provide investment management services.

**China**—This material is provided to specific qualified domestic institutional investor or sovereign wealth fund on a one-on-one basis. No invitation to offer, or offer for, or sale of, the shares will be made in the People's Republic of China ("PRC") (which, for such purpose, does not include the Hong Kong or Macau Special Administrative Regions or Taiwan) or by any means that would be deemed public under the laws of the PRC. The information relating to the strategy contained in this material has not been submitted to or approved by the China Securities Regulatory Commission or any other relevant governmental authority in the PRC. The strategy and/or any product associated with the strategy may only be offered or sold to investors in the PRC that are expressly authorized under the laws and regulations of the PRC to buy and sell securities denominated in a currency other than the Renminbi (or RMB), which is the official currency of the PRC. Potential investors who are resident in the PRC are responsible for obtaining the required approvals from all relevant government authorities in the PRC, including, but not limited to, the State Administration of Foreign Exchange, before purchasing the shares. This document further does not constitute any securities or investment advice to citizens of the PRC, or nationals with permanent residence in the PRC, or to any corporation, partnership, or other entity incorporated or established in the PRC.

**DIFC**—Issued in the Dubai International Financial Centre by T. Rowe Price International Ltd. This material is communicated on behalf of T. Rowe Price International Ltd. by its representative office which is regulated by the Dubai Financial Services Authority. For Professional Clients only.

**EEA ex-UK**—Unless indicated otherwise this material is issued and approved by T. Rowe Price (Luxembourg) Management S.à r.l. 35 Boulevard du Prince Henri L-1724 Luxembourg which is authorised and regulated by the Luxembourg Commission de Surveillance du Secteur Financier. For Professional Clients only.

**Hong Kong**—Issued in Hong Kong by T. Rowe Price Hong Kong Limited, 6/F, Chater House, 8 Connaught Road Central, Hong Kong. T. Rowe Price Hong Kong Limited is licensed and regulated by the Securities & Futures Commission. For Professional Investors only.

**Indonesia**—This material is intended to be used only by the designated recipient to whom T. Rowe Price delivered; it is for institutional use only. Under no circumstances should the material, in whole or in part, be copied, redistributed or shared, in any medium, without prior written consent from T. Rowe Price. No distribution of this material to members of the public in any jurisdiction is permitted.

**Korea**—This material is intended only to Qualified Professional Investors upon specific and unsolicited request and may not be reproduced in whole or in part nor can they be transmitted to any other person in the Republic of Korea.

**Malaysia**—This material can only be delivered to specific institutional investor upon specific and unsolicited request. The strategy and/or any products associated with the strategy has not been authorised for distribution in Malaysia. This material is solely for institutional use and for informational purposes only. This material does not provide investment advice or an offering to make, or an inducement or attempted inducement of any person to enter into or to offer to enter into, an agreement for or with a view to acquiring, disposing of, subscribing for or underwriting securities. Nothing in this material shall be considered a making available of, solicitation to buy, an offering for subscription or purchase or an invitation to subscribe for or purchase any securities, or any other product or service, to any person in any jurisdiction where such offer, solicitation, purchase or sale would be unlawful under the laws of Malaysia.

**New Zealand**—Issued in New Zealand by T. Rowe Price Australia Limited (ABN: 13 620 668 895 and AFSL: 503741), Level 50, Governor Phillip Tower, 1 Farrer Place, Suite 50B, Sydney, NSW 2000, Australia. No Interests are offered to the public. Accordingly, the Interests may not, directly or indirectly, be offered, sold or delivered in New Zealand, nor may any offering document or advertisement in relation to any offer of the Interests be distributed in New Zealand, other than in circumstances where there is no contravention of the Financial Markets Conduct Act 2013.

**Philippines**—THE STRATEGY AND/ OR ANY SECURITIES ASSOCIATED WITH THE STRATEGY BEING OFFERED OR SOLD HEREIN HAVE NOT BEEN REGISTERED WITH THE SECURITIES AND EXCHANGE COMMISSION UNDER THE SECURITIES REGULATION CODE. ANY FUTURE OFFER OR SALE OF THE STRATEGY AND/ OR ANY SECURITIES IS SUBJECT TO REGISTRATION REQUIREMENTS UNDER THE CODE, UNLESS SUCH OFFER OR SALE QUALIFIES AS AN EXEMPT TRANSACTION.

**Singapore**—Issued in Singapore by T. Rowe Price Singapore Private Ltd., No. 501 Orchard Rd, #10-02 Wheelock Place, Singapore 238880. T. Rowe Price Singapore Private Ltd. is licensed and regulated by the Monetary Authority of Singapore. For Institutional and Accredited Investors only.

**South Africa**—T. Rowe Price International Ltd ("TRPIL") is an authorised financial services provider under the Financial Advisory and Intermediary Services Act, 2002 (FSP Licence Number 31935), authorised to provide "intermediary services" to South African investors.

**Switzerland**—Issued in Switzerland by T. Rowe Price (Switzerland) GmbH, Talstrasse 65, 6th Floor, 8001 Zurich, Switzerland. For Qualified Investors only.

**Taiwan**—This does not provide investment advice or recommendations. Nothing in this material shall be considered a solicitation to buy, or an offer to sell, a security, or any other product or service, to any person in the Republic of China.

**Thailand**—This material has not been and will not be filed with or approved by the Securities Exchange Commission of Thailand or any other regulatory authority in Thailand. The material is provided solely to "institutional investors" as defined under relevant Thai laws and regulations. No distribution of this material to any member of the public in Thailand is permitted. Nothing in this material shall be considered a provision of service, or a solicitation to buy, or an offer to sell, a security, or any other product or service, to any person where such provision, offer, solicitation, purchase or sale would be unlawful under relevant Thai laws and regulations.

**UK**—This material is issued and approved by T. Rowe Price International Ltd, 60 Queen Victoria Street, London, EC4N 4TZ which is authorised and regulated by the UK Financial Conduct Authority. For Professional Clients only.

**USA**—Issued in the USA by T. Rowe Price Associates, Inc., 100 East Pratt Street, Baltimore, MD, 21202, which is regulated by the U.S. Securities and Exchange Commission. For Institutional Investors only.

© 2021 T. Rowe Price. All Rights Reserved. T. ROWE PRICE, INVEST WITH CONFIDENCE, and the Bighorn Sheep design are, collectively and/or apart, trademarks of T. Rowe Price Group, Inc.