



Still Constructive Toward Asia Ex-Japan

North Asia may be first to enter the post-coronavirus era.

July 2020

KEY INSIGHTS

- We remain positive on the long-term prospects for Asia ex-Japan, though short-term visibility is low on account of the coronavirus, global recession, and the contraction in world trade.
- The economic outlook for north Asia has improved, while coronavirus concerns still loom large for India and parts of Southeast Asia, where progress is lagging.
- A resumption of trend growth in Chinese domestic demand should help to underpin the regional Asian economy in 2021, though weak global export demand remains a significant potential headwind.



Eric Moffett

*Portfolio Manager, T. Rowe Price
Asia Opportunities Equity Strategy*

North Asia First to Bring the Coronavirus Under Control

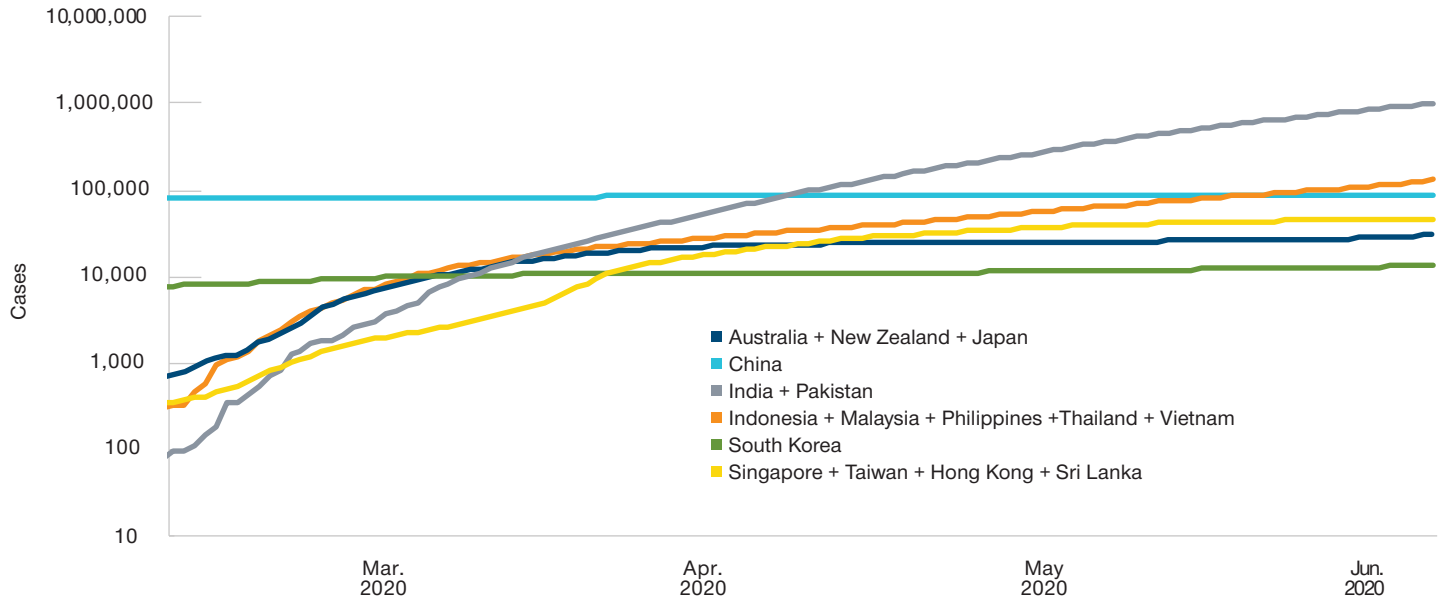
In north Asia (Greater China, Korea, and Japan), public health authorities have succeeded in bringing the coronavirus under control. The chances of a major second wave appear low, although it cannot be ruled out. A cluster of new cases in Beijing in June brought the potential for a second wave into sharper focus. Public health experts believe a second wave can be controlled more easily than the first, given China's extensive experience in fighting the coronavirus. Asian governments are well aware of the risks of a renewed outbreak and remain on high alert. Responding to a small cluster of new infections in May, Wuhan tested all 10 million residents for coronavirus within 10 days, a remarkable feat. Only a small number of new cases were identified, all of which

were asymptomatic and thought unlikely to be infectious.

North Asia is the first region to move into the post-coronavirus era, as restrictions have been removed or relaxed. The sharp decline in new cases means consumers and businesspeople can see light at the end of the tunnel, while this is also where markets have bottomed in previous pandemics. In contrast, the coronavirus is still spreading rapidly in India, despite the country having imposed one of the strictest national lockdowns. Ratings agency Fitch recently cut India's outlook to negative, citing the acceleration in new infections as the lockdown was eased. In ASEAN (the Association of Southeast Asian Nations), the COVID-19 curve is less steep, but it has yet to flatten. Among ASEAN countries, Indonesia is lagging with new cases around 1,000 per day and a low testing capacity. Vietnam in

North Asia Has Successfully Flattened the COVID-19 Curve

(Fig. 1) Total confirmed cases to date, grouped by country



As of July 9, 2020.

Source: Citi Research and EM Asia Economics & Strategy. Copyright Citigroup 2005–2020. All Rights Reserved.

“Fiscal policy, rather than monetary policy, is the key to Beijing’s efforts to reboot the Chinese economy after the lockdown.

contrast has managed its coronavirus outbreak well, with zero deaths and an early reopening of the economy.

China’s Strong Policy Response to Support Recovery

Fiscal policy, rather than monetary policy, is the key to Beijing’s efforts to reboot the Chinese economy after the lockdown. There was also a monetary response to the crisis, reflected in faster growth in bank lending and total social financing, a broad measure of credit. But new annual targets for bank lending and credit announced in June imply slower growth in the second half of the year, a sign that China remains cautious about fully opening the credit taps. Fiscal stimulus in 2020 on a broad definition is about 5.5% of gross domestic product (GDP).¹ This is a lot smaller than China’s fiscal response to the global financial crisis in 2008. That was over 12% of GDP but, in

retrospect, brought many problems in its wake. China’s fiscal stimulus in 2020 also looks small when compared with the measures announced by the U.S. and a number of other countries. However, China’s lockdown was relatively shorter, causing less economic damage and less need for extreme policy support. Many of the big fiscal packages announced by other countries included loan guarantees and interest rate subsidies, which inflate the headline figure but have only a limited impact on demand. China’s fiscal response to the coronavirus is focused more on traditional infrastructure spending, which has a higher domestic demand content. Fiscal stimulus of 5.5% of GDP is actually quite punchy, and the impact is already starting to show in China’s monthly economic data.

We believe fiscal and monetary easing can contribute to a more broad-based upturn for China in 2021, in turn

¹ The IMF defines the broader measure of China’s fiscal deficit to include a number of large off-budget programs, such as special purpose government bonds to finance infrastructure, and Local Government Financial Vehicle net bond issuance.

potentially providing support to other Asian economies. That said, economic recovery in Asia will also depend on global demand, and this has not begun to come back yet. Asian exporters are important employers, so the recovery will depend on the workforce being able to maintain their jobs. The global demand shock to Asia from the coronavirus remains a key risk that is only just beginning to play out.

Asia Ex-Japan Becoming More Closely Integrated With China

Resumption of trend growth in Chinese domestic demand is expected to be the primary growth driver for the region in 2021. Over a longer time frame, we see the Asian economy becoming more, not less, closely integrated with China. There is evidence of a regional factor driving Asian economic growth associated with the rise of China and its impact on neighboring economies. In the early stages, China's export growth was mainly driven by outward processing, i.e., the assembly of inputs from Asia and elsewhere for re-export to final markets in the U.S. and Europe. As China moved up the value-added chain, the domestic value-added share of exports has increased. It rose from 73% in 2005 to 83% in 2016 according to OECD estimates, a level higher than in Germany, France, or South Korea. As a result, more

of the global manufacturing supply chain today resides in China than before. Other Asian countries still benefit from the growth in China's domestic market and from Chinese tourism while supplying a smaller share of China's demand for intermediate goods than in the past.

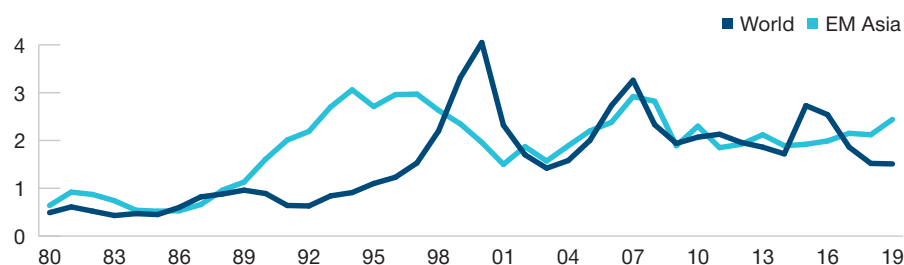
Global Supply Chains Unlikely to Exit China Quickly

The retreat from globalization and shift away from dependence on global supply chains became a hot topic after the disruption caused by the coronavirus. Some see supply chains migrating from China in order to diversify risk or to be closer to end markets in the U.S. and Europe. Over the medium to longer term there is likely to be some migration, as multinational companies appear to be recognizing the merits of greater diversification. But in the short term, changes to global supply chains may be rather limited, as in many cases, there are large sunk costs.

For more complex, higher value-added goods, few countries can match China's scale and sophisticated production and logistic networks. Moving supply chains for these products from China is likely to result in significantly higher short-term costs and a potential loss of competitiveness. Moreover, by quickly resuming operations after the coronavirus

Globalization Fears May Be Overdone With Respect to Asia

(Fig. 2) FDI (foreign direct investment) as a share of GDP (%)



As of May 29, 2020.
Source: HSBC Global Research.

“On a trailing price-to-book value basis, Asia ex-Japan is currently trading around one standard deviation below its 10-year average.”

lockdown, China has demonstrated the quality and strength of their supply chain ecosystem. Labor-intensive, low value-added manufacturing production is another story. This will continue to migrate from China to lower-cost locations, as it has done for the past decade. Much of this production is likely to stay in Asia, however, migrating to Vietnam, Malaysia, Indonesia, and increasingly India. The net loss of manufacturing production capacity to the region due to supply chains leaving China may be quite small.

Asia Ex-Japan Earnings and Valuations

Analysts have been quick to cut their earnings estimates in response to the coronavirus, though there is probably further to go. From January to May, consensus earnings growth for MSCI Asia ex-Japan in 2020 was cut by 23%. In momentum terms, the one-month rolling earnings upgrade ratio hit a trough in April and has been slowly improving since, led by China, Taiwan, and Korea. By country, China, Taiwan, and India are forecast to achieve low, single-digit earnings growth in 2020, with Hong Kong and ASEAN markets posting declines ranging from 16% to 25%. The 20% increase projected for Korea is an exception. It reflects a depressed base in 2019 due to the global slump in semiconductors followed by a cyclical rebound this year.

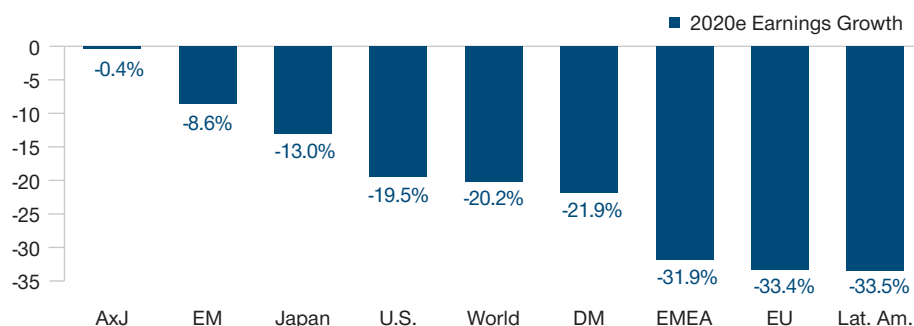
As earnings per share (EPS) for 2020 are trough earnings, depressed by the predations of the coronavirus pandemic, trailing price-to-earnings valuations may be a better metric for the purpose of valuation comparisons. On this basis, the region is not far from its 10-year mean, and overall valuations appear reasonable. On a trailing price-to-book value basis, Asia ex-Japan as measured by the MSCI AC Asia ex Japan index is currently trading around one standard deviation below its 10-year average. China—a market less impacted by the coronavirus—stands on a moderate premium to history. In contrast, some markets in Southeast Asia (MSCI EM ASEAN) appeared cheap, trading in late April at 25% to 35% below their 10-year average. It is there that we have been able to find some good investment opportunities as, from a bottom-up perspective, good quality companies were sold off indiscriminately during the coronavirus panic.

Investment Themes in Asia Ex-Japan

We are not making any changes to our strategic approach to investing in Asian equities because of the coronavirus. We will continue to follow our time-tested method of seeking high-quality, cash-generative businesses run by strong management teams and holding them for the longer term to try to take advantage of

Asian Earnings May Suffer Less From COVID-19

(Fig. 3) Consensus earnings (EPS) growth by region–2020 estimated



As of June 30, 2020.

Sources: FTSE Russell/FactSet and HSBC (see Additional Disclosures).

AxJ = FTSE All-World Asia Pacific x JP AU NZ, EM = FTSE All-World Emerging, Japan = FTSE Japan, U.S. = FTSE U.S., World = FTSE All-World, DM = FTSE All-World Developed, EMEA = FTSE All-World EMEA, EU = FTSE All-World Europe, LatAm = FTSE All-World Emerging Latin America.

“Our focus on companies with the potential for sustainable earnings growth naturally biases the portfolio toward companies with strong balance sheets.

their growth compounding potential. Our focus on companies with the potential for sustainable earnings growth naturally biases the portfolio toward companies with strong balance sheets. We believe our emphasis on balance sheet strength helped us to weather some of the stress in the first quarter sell-off.

The dislocation to Asian markets in February and March provided a rare opportunity to add positions in companies with good long-term prospects that had become heavily oversold during the market panic, trading at what we regarded as distressed valuations. There was a brief window at the height of the coronavirus fears when we could buy quality Asian companies at what we regarded as bargain basement prices. As always, new positions were driven by bottom-up stock fundamentals rather than by any strong top-down views. Chinese equities were quicker to recover than other Asian markets. This enabled us to employ some of our strong China performers where valuations appeared full after the rebound as a funding source for opportunities in other markets.

Many of the best opportunities were in Southeast Asia and, more recently, Hong Kong. The really sharp market corrections in these markets came later than in China. In all, we acquired 14 new holdings in the first quarter, which for us is an extraordinarily large number given our buy-and-hold investment style. Many of the new names were quality stocks that had been on our radar screen for a long time but whose valuations had been unattractive until the coronavirus panic caused investors to sell them down indiscriminately. We also took

the opportunity to add to positions in oversold quality names in Hong Kong, one of the region's worst-performing markets that has been hit by U.S.-China tensions and fear of renewed street protests as well as the coronavirus. An indication that the Hong Kong market had become oversold lies in the fact that a number of major listed companies have recently been buying back their shares.

As a result of the above changes, the portfolio is currently overweight the Philippines and Hong Kong. China switched from an overweight to a moderate underweight in terms of direct country exposure, though if one includes our Hong Kong exposure and some regional stocks with strong China exposure, such as a large wine company listed in Australia, then it is perhaps more accurate to say the portfolio is neutral Greater China.

Conclusion

We remain constructive on the long-term outlook for Asia ex-Japan equities, although we believe that global recovery from the disruption created by the coronavirus pandemic may turn out to be a gradual process. The recent market correction allowed us to build positions in a number of high-quality names that previously traded at much higher valuations. We continue to identify companies that we believe are well positioned to manage their way through the crisis and emerge in good shape once recovery takes hold. We think there is value to be recognized in many good businesses in Asia as global economic activity should gradually normalize over the next six to 12 months.



WHAT WE'RE WATCHING NEXT

We will look for signs that India and Southeast Asia are following Northeast Asia in bringing their coronavirus outbreaks under control. We will continue to search for high-quality Asian companies that can be acquired at undemanding valuations, run by strong management teams with the ability to generate durable earnings growth.

Key Risks—The following risks are materially relevant to the strategy highlighted in this material:

Transactions in securities denominated in foreign currencies are subject to fluctuations in exchange rates which may affect the value of an investment. Returns can be more volatile than other, more developed, markets due to changes in market, political and economic conditions.

Additional Disclosure

Financial data and analytics provider FactSet. Copyright 2020 FactSet. All Rights Reserved.

London Stock Exchange Group plc and its group undertakings (collectively, the "LSE Group") ©LSE Group 2020. All rights in the FTSE Russell indexes or data vest in the relevant LSE Group company which owns the index or the data. Neither LSE Group nor its licensors accept any liability for any errors or omissions in the indexes or data and no party may rely on any indexes or data contained in this communication. No further distribution of data from the LSE Group is permitted without the relevant LSE Group company' express written consent. The LSE Group does not promote, sponsor or endorse the content of this communication.

INVEST WITH CONFIDENCESM

T. Rowe Price focuses on delivering investment management excellence that investors can rely on—now and over the long term.

T.RowePrice®

Important Information

This material is being furnished for general informational and/or marketing purposes only. The material does not constitute or undertake to give advice of any nature, including fiduciary investment advice, nor is it intended to serve as the primary basis for an investment decision. Prospective investors are recommended to seek independent legal, financial and tax advice before making any investment decision. T. Rowe Price group of companies including T. Rowe Price Associates, Inc. and/or its affiliates receive revenue from T. Rowe Price investment products and services. **Past performance is not a reliable indicator of future performance.** The value of an investment and any income from it can go down as well as up. Investors may get back less than the amount invested.

The material does not constitute a distribution, an offer, an invitation, a personal or general recommendation or solicitation to sell or buy any securities in any jurisdiction or to conduct any particular investment activity. The material has not been reviewed by any regulatory authority in any jurisdiction.

Information and opinions presented have been obtained or derived from sources believed to be reliable and current; however, we cannot guarantee the sources' accuracy or completeness. There is no guarantee that any forecasts made will come to pass. The views contained herein are as of the date written and are subject to change without notice; these views may differ from those of other T. Rowe Price group companies and/or associates. Under no circumstances should the material, in whole or in part, be copied or redistributed without consent from T. Rowe Price.

The material is not intended for use by persons in jurisdictions which prohibit or restrict the distribution of the material and in certain countries the material is provided upon specific request. It is not intended for distribution to retail investors in any jurisdiction.

Australia—Issued in Australia by T. Rowe Price Australia Limited (ABN: 13 620 668 895 and AFSL: 503741), Level 50, Governor Phillip Tower, 1 Farrer Place, Suite 50B, Sydney, NSW 2000, Australia. For Wholesale Clients only.

Canada—Issued in Canada by T. Rowe Price (Canada), Inc. T. Rowe Price (Canada), Inc.'s investment management services are only available to Accredited Investors as defined under National Instrument 45-106. T. Rowe Price (Canada), Inc. enters into written delegation agreements with affiliates to provide investment management services.

DIFC—Issued in the Dubai International Financial Centre by T. Rowe Price International Ltd. This material is communicated on behalf of T. Rowe Price International Ltd. by its representative office which is regulated by the Dubai Financial Services Authority. For Professional Clients only.

EEA ex-UK—Unless indicated otherwise this material is issued and approved by T. Rowe Price (Luxembourg) Management S.à r.l. 35 Boulevard du Prince Henri L-1724 Luxembourg which is authorised and regulated by the Luxembourg Commission de Surveillance du Secteur Financier. For Professional Clients only.

Hong Kong—Issued by T. Rowe Price Hong Kong Limited, 6/F, Chater House, 8 Connaught Road Central, Hong Kong. T. Rowe Price Hong Kong Limited is licensed and regulated by the Securities & Futures Commission. For Professional Investors only.

New Zealand—Issued in New Zealand by T. Rowe Price Australia Limited (ABN: 13 620 668 895 and AFSL: 503741), Level 50, Governor Phillip Tower, 1 Farrer Place, Suite 50B, Sydney, NSW 2000, Australia. No Interests are offered to the public. Accordingly, the Interests may not, directly or indirectly, be offered, sold or delivered in New Zealand, nor may any offering document or advertisement in relation to any offer of the Interests be distributed in New Zealand, other than in circumstances where there is no contravention of the Financial Markets Conduct Act 2013.

Singapore—Issued in Singapore by T. Rowe Price Singapore Private Ltd., No. 501 Orchard Rd, #10-02 Wheelock Place, Singapore 238880. T. Rowe Price Singapore Private Ltd. is licensed and regulated by the Monetary Authority of Singapore. For Institutional and Accredited Investors only.

Switzerland—Issued in Switzerland by T. Rowe Price (Switzerland) GmbH, Talstrasse 65, 6th Floor, 8001 Zurich, Switzerland. For Qualified Investors only.

UK—This material is issued and approved by T. Rowe Price International Ltd, 60 Queen Victoria Street, London, EC4N 4TZ which is authorised and regulated by the UK Financial Conduct Authority. For Professional Clients only.

USA—Issued in the USA by T. Rowe Price Associates, Inc., 100 East Pratt Street, Baltimore, MD, 21202, which is regulated by the U.S. Securities and Exchange Commission. For Institutional Investors only.

© 2020 T. Rowe Price. All rights reserved. T. ROWE PRICE, INVEST WITH CONFIDENCE, and the bighorn sheep design are, collectively and/or apart, trademarks or registered trademarks of T. Rowe Price Group, Inc.