



The Five Stages of a Market Crisis

From denial to acceptance.

May 2020

KEY INSIGHTS


- The Kübler-Ross model outlines a series of emotions experienced by terminally ill patients and the recently bereaved. A similar process can be observed in market crises.
- I believe the coronavirus crisis is currently in the “depression” stage, at which assets have adjusted in line with the new reality.
- The “acceptance” stage will only arrive when infection rates drop and the end of lockdowns and social distancing is in sight, which could still be months away.



Yoram Lustig
Head of Multi-Asset Solutions, EMEA

The Kübler-Ross model, also known as the five stages of grief, famously outlines a series of emotions experienced by terminally ill patients prior to death or by people who have lost a loved one. Beginning with denial, the model describes paths through each subsequent stage: anger, bargaining, depression, and acceptance. In my view, a similar sentimental process—with a few adjustments—can be observed in market crises, including the present one, where I believe we are in the “depression” stage.

Let’s look at each stage in turn.

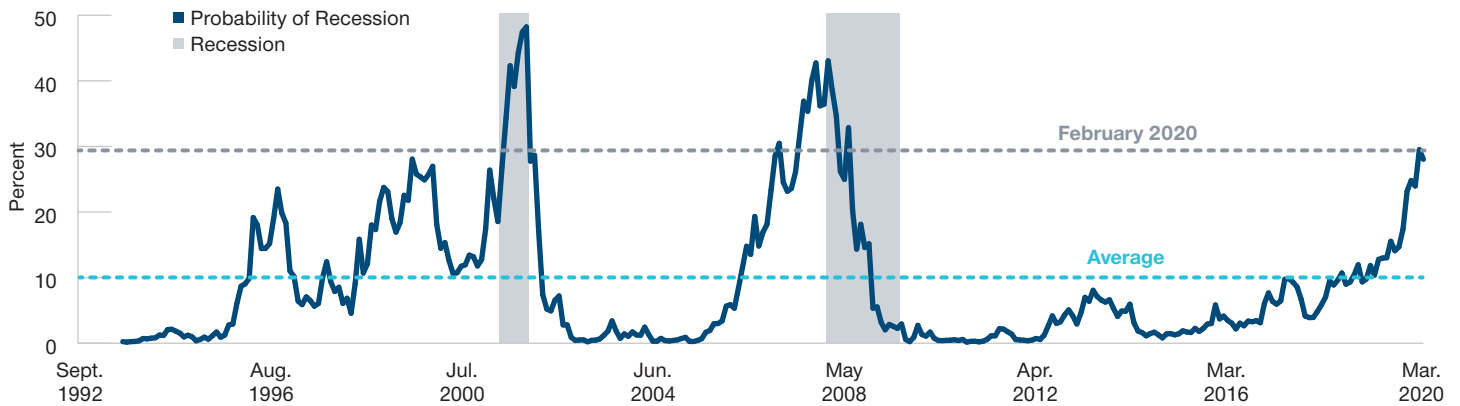
 **Denial:** With the benefit of hindsight, we were in denial for quite some time. In the summer of 2019, the U.S. yield curve inverted when the spread between yields of 10-year Treasury notes and three-month Treasury bills dropped to almost -50bps. Using the Federal Reserve

Bank of New York method for calculating probability of a U.S. recession 12 months forward, the U.S. yield curve assigned around a 30% probability of a recession in February 2020. This may not sound very high, but the last two occasions it reached such levels during the past 30 years were at the beginning of the recession in 2000 and just before the 2008 global financial crisis (Figure 1).

While the bond market did not predict the coronavirus pandemic, it did warn us that something bad might happen in markets. More importantly, however, when the coronavirus ravaged China, the West remained in denial. We watched as China put Hubei province into quarantine, built a hospital in a week, closed Wuhan, and shut down the national economy. We thought the coronavirus was nothing more than flu with more aggressive PR. To fully understand the crisis, we had to see it with our own eyes in Europe and then in the U.S.—only then could we stop denying it.

The U.S. Yield Curve Signaled a Recession Last Summer


(Fig. 1) The probability of a U.S. recession, using the New York Fed's model




As of March 31, 2020.

Sources: Federal Reserve Bank of New York, The Yield Curve as a Leading Indicator, https://www.newyorkfed.org/research/capital_markets/ycfaq.html, with analysis by T. Rowe Price. Based on U.S. generic spread rates September 1992 through March 2020. The shaded areas indicate periods designated as recessions.

“We thought the coronavirus was nothing more than flu with more aggressive PR.”

 **Anger:** Bear markets typically begin with a steep drop in the prices of risk assets—panic or fear would perhaps be more appropriate words than anger. When confidence is lost, sentiment turns sour and investors dump risk assets in favor of conservative investments. Liquidity evaporates, making things worse.

On February 20, 2020, the drawdown in risk assets began, sending the MSCI All Country World Index (ACWI) down 33% and global high yield indices down more than 20% by March 24. Yields of high-quality government bonds (e.g., those of the U.S., Germany, and the UK) reached all-time lows, and “safe-haven” currencies, such as the U.S. dollar and Japanese yen, appreciated. The descent into bear market territory of the S&P 500 was more rapid than ever previously witnessed—perhaps because of the surprising shock of the virus, perhaps because it started from all-time highs of stock markets, and/or perhaps because algorithm trading exacerbated the selling (see Figure 2). In the angry stage, markets quickly price in doom and gloom. This initial stage of an angry meltdown is now behind us.

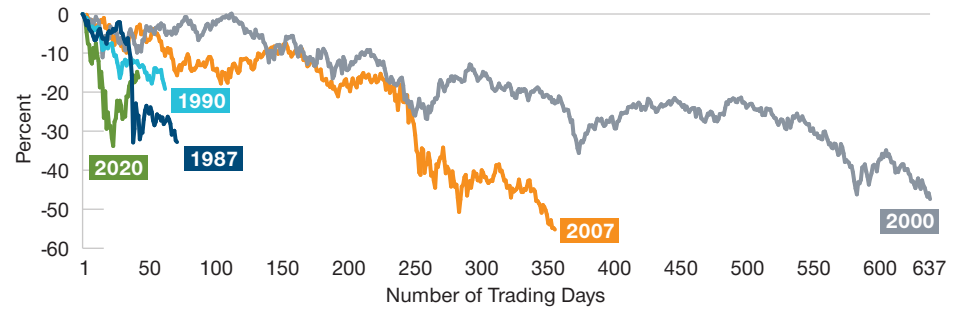
 **Bargaining:** Bargaining has two meanings in a market crisis. The first is the initial attempt to address and bargain with the unfolding crisis. With the coronavirus, central banks were quick to react to this crisis with unprecedented monetary stimulus. They prevented the situation from turning into a financial crisis by providing liquidity, purchasing assets, and printing money for governments. Then governments announced unprecedented fiscal stimulus and programs to support individuals, businesses, and the economies. They also took decisive measures to address the health crisis through travel bans, lockdowns, and social distancing. The actions of policymakers ensured that markets, instead of irrationally pricing in doom and gloom, resumed trying to weight probable scenarios and price them in.

The other form of bargaining is the market capitulation that occurs when markets are oversold and bargain hunters buy assets at depressed prices. When those who panicked have fled, we are left with three broad categories of investor: those who take the view that selling now is probably the wrong

“It is not yet clear whether markets indeed reached their lows on March 23, 2020...”

This Year's Record Descent Into Bear Market Territory

(Fig. 2) Cumulative total returns of selected bear markets of the S&P 500



Past performance is not a reliable indicator of future performance.

As of April 20, 2020.

Source: Standard and Poor's S&P 500 Index (see Additional Disclosures), with analysis by T. Rowe Price. January 1960 through April 20, 2020. The x-axis is the number of trading days from the peak to the trough of the decline, except for the 2020 bear market where the x-axis is the number of trading days from February 19, 2020, to April 20, 2020. A bear market is defined as a drop of 20% or more from the peak. The figure shows only a few selected bear markets of the S&P 500 since 1960.

decision (because it crystallizes losses), those who add risk because prices are attractive (taking the view that it is a buying opportunity and risk assets are likely to recover), and those who entered the crisis with an overweight to risk assets and now aim to make back some of their losses by adding more risk in an attempt to outperform the recovery.

Typically for a bear market, there is a rally following the initial sell-off. In the week of March 23–27, 2020, ACWI delivered its best weekly return since 2008, and its recovery from its bottom on March 23, 2020, was over 25% until April 20, 2020. As the initial meltdown was unprecedentedly quick and steep, so was the rally.

In Previous Bear Markets, Lows Have Been Retested

(Fig. 3) Cumulative total returns of the S&P 500 in the 1929, 1987, and 2020 bear markets

1929 and 2020



1987 and 2020



Past performance is not a reliable indicator of future performance.

As of April 20, 2020.

Source: Standard and Poor's S&P 500 Index (see Additional Disclosures), with analysis by T. Rowe Price. Chart on the left: January 2, 1929, through December 31, 1929, and May 24, 2019, through April 20, 2020. Chart on the right: January 2, 1987, through December 31, 1987, and June 5, 2019, through April 20, 2020.

It is not yet clear whether markets indeed reached their lows on March 23, 2020, or whether the surge that followed was merely a bear market rally or a dead cat bounce—we will know that when we have the benefit of hindsight. In previous bear markets, stock markets have typically bounced after the initial fall only to retest their lows again later—often several times (see Figure 3). While we may have started a bottoming process, volatility needs to recede before we can say with certainty that the worst of the stock market downturn is behind us. The stage of bargaining may be over, or we may have a W-shaped bargaining stage with rally, sell-off, and another rally.

Depression: “Depression” is an ominous word in financial markets. However, markets are unlikely to enter an economic depression as a result of the coronavirus. Rather, the depression phase of this crisis refers to the adjustment of asset prices to the new reality as it unfolds. I believe that this is the stage we are at now—asset prices already reflect an unprecedented sharp recession in the first half of 2020 with a potential recovery—sharp or gradual—in the second half of 2020,

largely thanks to the measures that policymakers have been implementing to address both the health crisis and the economic crisis.

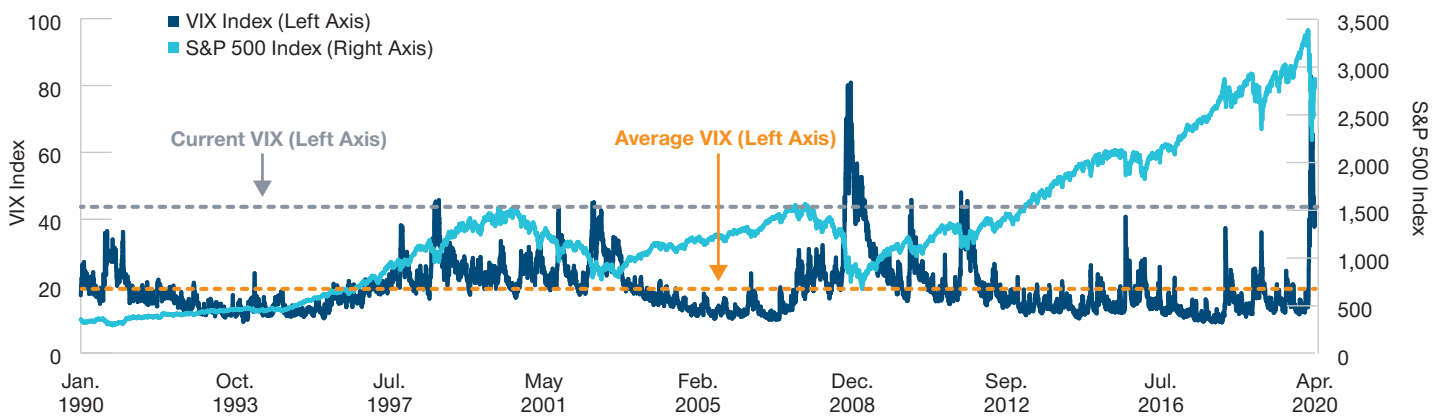
The question that markets are now grappling with is: What is the likelihood of further negative or positive surprises? It is a difficult question to answer as there are so many unknowns. It seems we have enough monetary and fiscal stimulus to bridge the crisis and perhaps fuel the next expansion and bull market, but we may need a credible health strategy before it is safe for workers and consumers to return to normal activity. Until then, stock markets might struggle to find a firm bottom.

Although the CBOE Volatility Index (VIX) is significantly off its March 16 all-time high, it is still at crisis levels, as Figure 4 shows. Volatility needs to come down, and we must have more clarity on the road ahead before the depression stage comes to an end.

From 1987 through April 20, 2020, the S&P 500 Index has had 315 days of extreme daily returns (over 2.5% or below -2.5%) out of 8,391 trading days. That’s 3.8%. Since February 20 this year, the S&P 500 has had 26 extreme daily returns out

Volatility Is at a Record High

(Fig. 4) The VIX and the S&P 500



Past performance is not a reliable indicator of future performance.

As of April 20, 2020.

Sources: Standard and Poor’s S&P 500 Index (see Additional Disclosures), and CBOE Volatility Index (VIX), © 2020 Cboe Exchange, Inc. All rights reserved. Analysis by T. Rowe Price. January 2, 1990, through April 20, 2020.

“We need to see a resolution of the health crisis on the horizon before a resolution of the economic crisis is possible.

of 42 trading days—over 60%. This is over 16 times more than the long-term average—clearly, the stock market is still unsettlingly swinging in the depression stage.



Acceptance: The acceptance stage is the recovery, when markets price in the end of the crisis. The crisis does not need to actually end, but indicators should point to its end. The stock market is a machine that discounts probable scenarios. When we see that new infection rates are dropping and the end of lockdowns and social distancing is in sight, risk assets are

likely to accept the new normal and, as they have done after every single crisis in history, begin to climb to new highs.

Are markets in the acceptance stage? Perhaps, but unlikely. We need to see a resolution of the health crisis on the horizon before a resolution of the economic crisis is possible. This may take a few weeks in an optimistic scenario or a few months in a base-case scenario. We believe one thing is for sure: The acceptance stage will arrive.

WHAT WE'RE WATCHING NEXT

We are keeping a keen eye on the coronavirus crisis to determine whether there are any signals that the markets may be moving into the next stage. We continue to monitor markets for risks and investment opportunities—both of which are plentiful.

Additional Disclosures

Copyright © 2020, S&P Global Market Intelligence (and its affiliates, as applicable). Reproduction of any information, data or material, including ratings (“Content”) in any form is prohibited except with the prior written permission of the relevant party. Such party, its affiliates and suppliers (“Content Providers”) do not guarantee the accuracy, adequacy, completeness, timeliness or availability of any Content and are not responsible for any errors or omissions (negligent or otherwise), regardless of the cause, or for the results obtained from the use of such Content. In no event shall Content Providers be liable for any damages, costs, expenses, legal fees, or losses (including lost income or lost profit and opportunity costs) in connection with any use of the Content. A reference to a particular investment or security, a rating or any observation concerning an investment that is part of the Content is not a recommendation to buy, sell or hold such investment or security, does not address the suitability of an investment or security and should not be relied on as investment advice. Credit ratings are statements of opinions and are not statements of fact.

T. Rowe Price focuses on delivering investment management excellence that investors can rely on—now and over the long term.

T.RowePrice[®]

Important Information

This material is being furnished for general informational and/or marketing purposes only. The material does not constitute or undertake to give advice of any nature, including fiduciary investment advice, nor is it intended to serve as the primary basis for an investment decision. Prospective investors are recommended to seek independent legal, financial and tax advice before making any investment decision. T. Rowe Price group of companies including T. Rowe Price Associates, Inc. and/or its affiliates receive revenue from T. Rowe Price investment products and services. **Past performance is not a reliable indicator of future performance.** The value of an investment and any income from it can go down as well as up. Investors may get back less than the amount invested.

The material does not constitute a distribution, an offer, an invitation, a personal or general recommendation or solicitation to sell or buy any securities in any jurisdiction or to conduct any particular investment activity. The material has not been reviewed by any regulatory authority in any jurisdiction.

Information and opinions presented have been obtained or derived from sources believed to be reliable and current; however, we cannot guarantee the sources' accuracy or completeness. There is no guarantee that any forecasts made will come to pass. The views contained herein are as of the date written and are subject to change without notice; these views may differ from those of other T. Rowe Price group companies and/or associates. Under no circumstances should the material, in whole or in part, be copied or redistributed without consent from T. Rowe Price.

The material is not intended for use by persons in jurisdictions which prohibit or restrict the distribution of the material and in certain countries the material is provided upon specific request. It is not intended for distribution to retail investors in any jurisdiction.

Australia—Issued in Australia by T. Rowe Price Australia Limited (ABN: 13 620 668 895 and AFSL: 503741), Level 50, Governor Phillip Tower, 1 Farrer Place, Suite 50B, Sydney, NSW 2000, Australia. For Wholesale Clients only.

Brunei—This material can only be delivered to certain specific institutional investors for informational purpose upon request only. The strategy and/or any products associated with the strategy has not been authorised for distribution in Brunei. No distribution of this material to any member of the public in Brunei is permitted.

Canada—Issued in Canada by T. Rowe Price (Canada), Inc. T. Rowe Price (Canada), Inc.'s investment management services are only available to Accredited Investors as defined under National Instrument 45-106. T. Rowe Price (Canada), Inc. enters into written delegation agreements with affiliates to provide investment management services.

China—This material is provided to specific qualified domestic institutional investor or sovereign wealth fund on a one-on-one basis. No invitation to offer, or offer for, or sale of, the shares will be made in the People's Republic of China ("PRC") (which, for such purpose, does not include the Hong Kong or Macau Special Administrative Regions or Taiwan) or by any means that would be deemed public under the laws of the PRC. The information relating to the strategy contained in this material has not been submitted to or approved by the China Securities Regulatory Commission or any other relevant governmental authority in the PRC. The strategy and/or any product associated with the strategy may only be offered or sold to investors in the PRC that are expressly authorized under the laws and regulations of the PRC to buy and sell securities denominated in a currency other than the Renminbi (or RMB), which is the official currency of the PRC. Potential investors who are resident in the PRC are responsible for obtaining the required approvals from all relevant government authorities in the PRC, including, but not limited to, the State Administration of Foreign Exchange, before purchasing the shares. This document further does not constitute any securities or investment advice to citizens of the PRC, or nationals with permanent residence in the PRC, or to any corporation, partnership, or other entity incorporated or established in the PRC.

DIFC—Issued in the Dubai International Financial Centre by T. Rowe Price International Ltd. This material is communicated on behalf of T. Rowe Price International Ltd. by its representative office which is regulated by the Dubai Financial Services Authority. For Professional Clients only.

EEA ex-UK—Unless indicated otherwise this material is issued and approved by T. Rowe Price (Luxembourg) Management S.à r.l. 35 Boulevard du Prince Henri L-1724 Luxembourg which is authorised and regulated by the Luxembourg Commission de Surveillance du Secteur Financier. For Professional Clients only.

Hong Kong—Issued in Hong Kong by T. Rowe Price Hong Kong Limited, 6/F, Chater House, 8 Connaught Road Central, Hong Kong. T. Rowe Price Hong Kong Limited is licensed and regulated by the Securities & Futures Commission. For Professional Investors only.

Indonesia—This material is intended to be used only by the designated recipient to whom T. Rowe Price delivered; it is for institutional use only. Under no circumstances should the material, in whole or in part, be copied, redistributed or shared, in any medium, without prior written consent from T. Rowe Price. No distribution of this material to members of the public in any jurisdiction is permitted.

Korea—This material is intended only to Qualified Professional Investors upon specific and unsolicited request and may not be reproduced in whole or in part nor can they be transmitted to any other person in the Republic of Korea.

Malaysia—This material can only be delivered to specific institutional investor upon specific and unsolicited request. The strategy and/or any products associated with the strategy has not been authorised for distribution in Malaysia. This material is solely for institutional use and for informational purposes only. This material does not provide investment advice or an offering to make, or an inducement or attempted inducement of any person to enter into or to offer to enter into, an agreement for or with a view to acquiring, disposing of, subscribing for or underwriting securities. Nothing in this material shall be considered a making available of, solicitation to buy, an offering for subscription or purchase or an invitation to subscribe for or purchase any securities, or any other product or service, to any person in any jurisdiction where such offer, solicitation, purchase or sale would be unlawful under the laws of Malaysia.

New Zealand—Issued in New Zealand by T. Rowe Price Australia Limited (ABN: 13 620 668 895 and AFSL: 503741), Level 50, Governor Phillip Tower, 1 Farrer Place, Suite 50B, Sydney, NSW 2000, Australia. No Interests are offered to the public. Accordingly, the Interests may not, directly or indirectly, be offered, sold or delivered in New Zealand, nor may any offering document or advertisement in relation to any offer of the Interests be distributed in New Zealand, other than in circumstances where there is no contravention of the Financial Markets Conduct Act 2013.

Philippines—THE STRATEGY AND/ OR ANY SECURITIES ASSOCIATED WITH THE STRATEGY BEING OFFERED OR SOLD HEREIN HAVE NOT BEEN REGISTERED WITH THE SECURITIES AND EXCHANGE COMMISSION UNDER THE SECURITIES REGULATION CODE. ANY FUTURE OFFER OR SALE OF THE STRATEGY AND/ OR ANY SECURITIES IS SUBJECT TO REGISTRATION REQUIREMENTS UNDER THE CODE, UNLESS SUCH OFFER OR SALE QUALIFIES AS AN EXEMPT TRANSACTION.

Singapore—Issued in Singapore by T. Rowe Price Singapore Private Ltd., No. 501 Orchard Rd, #10-02 Wheelock Place, Singapore 238880. T. Rowe Price Singapore Private Ltd. is licensed and regulated by the Monetary Authority of Singapore. For Institutional and Accredited Investors only.

South Africa—T. Rowe Price International Ltd ("TRPIL") is an authorised financial services provider under the Financial Advisory and Intermediary Services Act, 2002 (FSP Licence Number 31935), authorised to provide "intermediary services" to South African investors.

Switzerland—Issued in Switzerland by T. Rowe Price (Switzerland) GmbH, Talstrasse 65, 6th Floor, 8001 Zurich, Switzerland. For Qualified Investors only.

Taiwan—This does not provide investment advice or recommendations. Nothing in this material shall be considered a solicitation to buy, or an offer to sell, a security, or any other product or service, to any person in the Republic of China.

Thailand—This material has not been and will not be filed with or approved by the Securities Exchange Commission of Thailand or any other regulatory authority in Thailand. The material is provided solely to "institutional investors" as defined under relevant Thai laws and regulations. No distribution of this material to any member of the public in Thailand is permitted. Nothing in this material shall be considered a provision of service, or a solicitation to buy, or an offer to sell, a security, or any other product or service, to any person where such provision, offer, solicitation, purchase or sale would be unlawful under relevant Thai laws and regulations.

UK—This material is issued and approved by T. Rowe Price International Ltd, 60 Queen Victoria Street, London, EC4N 4TZ which is authorised and regulated by the UK Financial Conduct Authority. For Professional Clients only.

USA—Issued in the USA by T. Rowe Price Associates, Inc., 100 East Pratt Street, Baltimore, MD, 21202, which is regulated by the U.S. Securities and Exchange Commission. For Institutional Investors only.

© 2020 T. Rowe Price. All rights reserved. T. ROWE PRICE, INVEST WITH CONFIDENCE, and the bighorn sheep design are, collectively and/or apart, trademarks or registered trademarks of T. Rowe Price Group, Inc.