



# Crisis-Level Equity Valuations Do Not Reflect Japan's Potential

Compelling equity valuations may offer exciting Japan entry point.

March 2019

## KEY INSIGHTS

- The sell-off in global equity markets during the fourth quarter of 2018 saw Japanese equities end the year at their lowest valuation levels in a decade—effectively pricing in expectations of a crisis-like environment in 2019.
- This bleak scenario is unlikely, in our view. Consequently, with many quality, growth-oriented businesses down 20%–50% from their 2018 highs, we believe now is an attractive entry point for investors to access the longer-term potential of Japanese equities.
- The structural improvement taking place in Japan, such as shareholder-friendly corporate reform, and the increasing importance of Japan's domestic economy as a driver of growth are secular stories that continue to underpin Japan's positive, long-term outlook.



**Archibald Ciganer**

*Portfolio Manager, T. Rowe Price  
Japan Equity Strategy*

The rout that impacted Japanese equities in the final quarter of 2018 has markedly improved valuations. Indeed, with many good-quality companies trading at multiyear lows, combined with a supportive structural backdrop, we believe an attractive entry point currently exists for investors to access the longer-term opportunities of Japanese equities.

## What Happened in Late 2018?

Global equity markets suffered their worst quarter of performance since the global financial crisis in the fourth quarter of 2018, amid fears of slowing global growth and trade wars. Japanese equities

were particularly impacted by the market turmoil, posting sharp declines.

Softening global growth prospects, concerns about the trajectory of U.S. interest rates, and ongoing tension in U.S.-China trade relations all contributed to a dramatic weakening of investor sentiment at the end of 2018. The TOPIX TSE First Section fell -14.7% in U.S. dollar terms during the fourth quarter, more than erasing the gains accumulated earlier in the year to finish 2018 in negative territory.<sup>1</sup>

Given concerns about weakening global demand, selling pressure in Japan was not wholly unexpected.

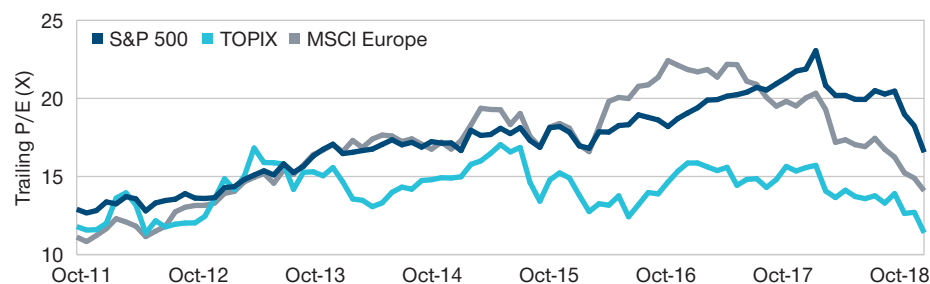
<sup>1</sup>Source: Thomson Reuters as of January 31, 2019.

The TOPIX is currently trading at around 12x earnings—a level not seen since the depths of the global financial crisis in 2008/2009.

— Archibald Ciganer  
Portfolio Manager, T. Rowe Price  
Japan Equity Strategy

### (Fig. 1) Japan Equity Valuations At Lowest Levels In A Decade

Market is pricing in expectations of a deep recession in 2019  
As of December 31, 2018



#### Past performance is not a reliable indicator of future performance.

Source: Financial data and analytics provider FactSet. Copyright 2019 FactSet. All Rights Reserved.  
Source: Tokyo Stock Exchange, Inc. via FactSet.

What was very surprising, however, was the severity of the sell-off, which saw Japanese equities end the year at their lowest valuation levels in a decade—effectively pricing in expectations of a deep global recession in 2019. This “doomsday” scenario is highly unlikely, in our view. Consequently, the current valuation case in Japan looks especially compelling.

#### Earnings Likely to Be More Resilient Than the Market Expects

The traditional view of Japan as a heavily export-dependent economy has seen consensus earnings growth expectations revised sharply lower for 2019. While we could see some negative impact on earnings from weaker global growth and trade in 2019, we believe embedded expectations for the coming year are unreasonable and are well below our expectations.

The TOPIX is currently trading at around 12x earnings—a level not seen since the depths of the global financial crisis in 2008/2009. Not even in 2011, when Japan was hit by the

Tohoku earthquake and Fukushima nuclear disaster—twin crises that tipped Japan into recession—did equity valuations fall to current lows. The picture is equally perplexing when viewed in relative terms. The U.S. S&P 500 Index, for example, is currently trading at approximately 21x trailing earnings—a differential that seems excessive.<sup>2</sup>

#### The Structural Backdrop Remains Promising

While current valuations have created a timely opportunity, it is important to reinforce the broad structural backdrop that makes Japan so compelling over a longer-term view.

The structural reforms taking place in Japan, particularly at the corporate level with improvements in governance standards, have been tangible. These measures have been pushed through as a priority, with the aim of building a more robust and globally competitive business environment.

One of the most striking aspects of the Japanese equity market revival in recent

<sup>2</sup> Source: Financial data and analytics provider FactSet. Copyright 2019 FactSet. All Rights Reserved. Source: Tokyo Stock Exchange, Inc. via FactSet. As of January 31, 2019.

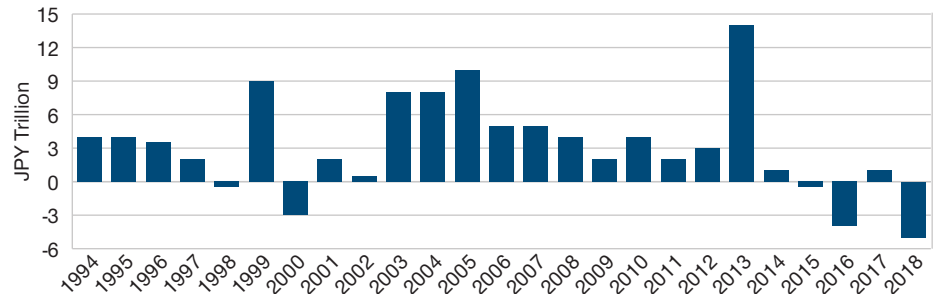
# 20%–50%

Price declines (in Q4 2018) of many quality, growth-oriented Japanese companies, from 2018 highs.

## (Fig. 2) Foreign Net Buying Of Japanese Stocks


Japanese equity outflows in 2018, more severe than the depths of the global financial crisis


As of December 31, 2018





Source: Financial data and analytics provider FactSet. Copyright 2019 FactSet. All Rights Reserved.

years has been the strength of the corporate sector. Among the principle drivers have been:

 **Record Aggregate Profits**— Japanese company profits have outpaced all other major markets.

 **Cash Flows**—Management teams are using cash flows more efficiently than in the past.

 **Capital Expenditure**—Is on the rise, reversing a long-term trend of underinvestment.

 **Investor Returns**—Greater focus on shareholders, including increased dividends and share buybacks.

Over the past five years, the return on equity (RoE) from Japanese equities has almost doubled and overtook Europe last year. We believe that there is a real possibility that Japan's RoE could equal that of emerging markets at some point over the next five years.

### The Global Environment in Context

Much of the sell-off at the end of 2018 was driven by concerns about the potential impact of lower global growth on Japan's export-oriented economy. Slowing growth in China and the country's ongoing trade war with the U.S.

have both been key factors undermining confidence in Japanese equities. This ratcheting up of fear drove heavy outflows from active funds globally, including Japan, to a magnitude that exceeded even the depths of the global financial crisis.

However, the traditional image of Japan's economy being dependent upon export industries is less relevant today than in the past. The considerable size of Japan's domestic economy means that local demand, including private consumption, is an increasingly important driver of Japanese economic growth. Indeed, while stocks sensitive to external demand (as well as growth stocks with high price/earnings ratios) were particularly hard hit at the end of 2018, stocks more aligned to domestic demand held up relatively better.

These shifting dynamics mean that Japan is perhaps less vulnerable to the threat of a global trade war than many believe, and maybe even less so than some other markets. As more investors put these macro developments in perspective—and appreciate the many undervalued, quality companies available—there is real potential for an increase in capital inflows and an upward rerating of the market.

“The considerable size of Japan’s domestic economy means that local demand, including private consumption, is an increasingly important driver of Japanese economic growth.

— Archibald Ciganer  
Portfolio Manager, T. Rowe Price  
Japan Equity Strategy

Add to this the Bank of Japan’s accommodative monetary policy, which contrasts with a tightening path in the U.S. and we believe that Japanese equities currently offer an exciting risk versus reward opportunity.

#### **Attractive Entry Point to Access Japan’s Long-Term Potential**

Of course, low valuations alone are not enough to indicate an attractive buying opportunity. However, the improvements taking place in Japan, such as the progress on shareholder-friendly corporate reform, is already a positive story. Japan is also home to many high-quality companies that are

leading players in their respective field, businesses that are well placed to benefit from long-term structural changes or trends that are taking place in both the domestic and global economies—these are the kinds of qualities that we look for in an investment.

With many of these quality, growth-oriented businesses currently trading at some 20%–50% below their 2018 highs, we believe now is the time to invest in Japan to take advantage of the attractive long-term return potential on offer.

#### **WHAT WE’RE WATCHING NEXT**

We still believe the world will see economic growth this year, albeit more modest growth on both an economic and earnings basis. This does not imply the need to rotate into defensive stocks or to sell Japan stocks. What it does imply is the need to acid test our portfolio to gauge whether market expectations for 2019 are realistic, or too low, for the stocks we own, especially versus our own fundamental estimates of long-term earnings power.

MSCI and its affiliates and third-party sources and providers (collectively, “MSCI”) makes no express or implied warranties or representations and shall have no liability whatsoever with respect to any MSCI data contained herein. The MSCI data may not be further redistributed or used as a basis for other indices or any securities or financial products. This report is not approved, reviewed, or produced by MSCI. Historical MSCI data and analysis should not be taken as an indication or guarantee of any future performance analysis, forecast or prediction. None of the MSCI data is intended to constitute investment advice or a recommendation to make (or refrain from making) any kind of investment decision and may not be relied on as such.

The S&P 500 Index is a product of S&P Dow Jones Indices LLC, a division of S&P Global, or its affiliates (“SPDJ”), and has been licensed for use by T. Rowe Price. Standard & Poor’s® and S&P® are registered trademarks of Standard & Poor’s Financial Services LLC, a division of S&P Global (“S&P”); Dow Jones® is a registered trademark of Dow Jones Trademark Holdings LLC (“Dow Jones”). T. Rowe Price’s product is not sponsored, endorsed, sold or promoted by SPDJ, Dow Jones, S&P or their respective affiliates, and none of such parties make any representation regarding the advisability of investing in such product nor do they have any liability for any errors, omissions, or interruptions of the S&P 500 Index.

Thomson Reuters—Copyright 2019 © Thomson Reuters. All rights reserved. Any copying, republication or redistribution of Lipper content is expressly prohibited without the prior written consent of Lipper. Lipper shall not be liable for any errors or delays in the content, or for any actions taken in reliance thereon.

TOPIX—Source: Tokyo Stock Exchange, Inc. via FactSet.

T. Rowe Price focuses on delivering investment management excellence that investors can rely on—now and over the long term.

## T.RowePrice®

### Important Information

This material is being furnished for general informational purposes only. The material does not constitute or undertake to give advice of any nature, including fiduciary investment advice, and prospective investors are recommended to seek independent legal, financial and tax advice before making any investment decision. T. Rowe Price group of companies including T. Rowe Price Associates, Inc. and/or its affiliates receive revenue from T. Rowe Price investment products and services. **Past performance is not a reliable indicator of future performance.** The value of an investment and any income from it can go down as well as up. Investors may get back less than the amount invested.

The material does not constitute a distribution, an offer, an invitation, a personal or general recommendation or solicitation to sell or buy any securities in any jurisdiction or to conduct any particular investment activity. The material has not been reviewed by any regulatory authority in any jurisdiction.

Information and opinions presented have been obtained or derived from sources believed to be reliable and current; however, we cannot guarantee the sources' accuracy or completeness. There is no guarantee that any forecasts made will come to pass. The views contained herein are as of the date written and are subject to change without notice; these views may differ from those of other T. Rowe Price group companies and/or associates. Under no circumstances should the material, in whole or in part, be copied or redistributed without consent from T. Rowe Price.

The material is not intended for use by persons in jurisdictions which prohibit or restrict the distribution of the material and in certain countries the material is provided upon specific request. It is not intended for distribution to retail investors in any jurisdiction.

**Australia**—Issued in Australia by T. Rowe Price Australia Limited (ABN: 13 620 668 895 and AFSL: 503741), Level 50, Governor Phillip Tower, 1 Farrer Place, Suite 50B, Sydney, NSW 2000, Australia. For Wholesale Clients only.

**Brunei**—This material can only be delivered to certain specific institutional investors for informational purpose upon request only. The strategy and/or any products associated with the strategy has not been authorised for distribution in Brunei. No distribution of this material to any member of the public in Brunei is permitted.

**Canada**—Issued in Canada by T. Rowe Price (Canada), Inc. T. Rowe Price (Canada), Inc.'s investment management services are only available to Accredited Investors as defined under National Instrument 45-106. T. Rowe Price (Canada), Inc. enters into written delegation agreements with affiliates to provide investment management services.

**China**—This material is provided to specific qualified domestic institutional investor or sovereign wealth fund on a one-on-one basis. No invitation to offer, or offer for, or sale of, the shares will be made in the People's Republic of China ("PRC") (which, for such purpose, does not include the Hong Kong or Macau Special Administrative Regions or Taiwan) or by any means that would be deemed public under the laws of the PRC. The information relating to the strategy contained in this material has not been submitted to or approved by the China Securities Regulatory Commission or any other relevant governmental authority in the PRC. The strategy and/or any product associated with the strategy may only be offered or sold to investors in the PRC that are expressly authorized under the laws and regulations of the PRC to buy and sell securities denominated in a currency other than the Renminbi (or RMB), which is the official currency of the PRC. Potential investors who are resident in the PRC are responsible for obtaining the required approvals from all relevant government authorities in the PRC, including, but not limited to, the State Administration of Foreign Exchange, before purchasing the shares. This document further does not constitute any securities or investment advice to citizens of the PRC, or nationals with permanent residence in the PRC, or to any corporation, partnership, or other entity incorporated or established in the PRC.

**DIFC**—Issued in the Dubai International Financial Centre by T. Rowe Price International Ltd. This material is communicated on behalf of T. Rowe Price International Ltd. by its representative office which is regulated by the Dubai Financial Services Authority. For Professional Clients only.

**EEA ex-UK**—Unless indicated otherwise this material is issued and approved by T. Rowe Price (Luxembourg) Management S.à r.l. 35 Boulevard du Prince Henri L-1724 Luxembourg which is authorised and regulated by the Luxembourg Commission de Surveillance du Secteur Financier. For Professional Clients only.

**Hong Kong**—Issued in Hong Kong by T. Rowe Price Hong Kong Limited, 21/F, Jardine House, 1 Connaught Place, Central, Hong Kong. T. Rowe Price Hong Kong Limited is licensed and regulated by the Securities & Futures Commission. For Professional Investors only.

**Korea**—This material is intended only to Qualified Professional Investors upon specific and unsolicited request and may not be reproduced in whole or in part nor can they be transmitted to any other person in the Republic of Korea.

**Malaysia**—This material can only be delivered to specific institutional investor upon specific and unsolicited request. The strategy and/or any products associated with the strategy has not been authorised for distribution in Malaysia. This material is solely for institutional use and for informational purposes only. This material does not provide investment advice or an offering to make, or an inducement or attempted inducement of any person to enter into or to offer to enter into, an agreement for or with a view to acquiring, disposing of, subscribing for or underwriting securities. Nothing in this material shall be considered a making available of, solicitation to buy, an offering for subscription or purchase or an invitation to subscribe for or purchase any securities, or any other product or service, to any person in any jurisdiction where such offer, solicitation, purchase or sale would be unlawful under the laws of Malaysia.

**New Zealand**—Issued in New Zealand by T. Rowe Price Australia Limited (ABN: 13 620 668 895 and AFSL: 503741), Level 50, Governor Phillip Tower, 1 Farrer Place, Suite 50B, Sydney, NSW 2000, Australia. No Interests are offered to the public. Accordingly, the Interests may not, directly or indirectly, be offered, sold or delivered in New Zealand, nor may any offering document or advertisement in relation to any offer of the Interests be distributed in New Zealand, other than in circumstances where there is no contravention of the Financial Markets Conduct Act 2013.

**Philippines**—THE STRATEGY AND/ OR ANY SECURITIES ASSOCIATED WITH THE STRATEGY BEING OFFERED OR SOLD HEREIN HAVE NOT BEEN REGISTERED WITH THE SECURITIES AND EXCHANGE COMMISSION UNDER THE SECURITIES REGULATION CODE. ANY FUTURE OFFER OR SALE OF THE STRATEGY AND/ OR ANY SECURITIES IS SUBJECT TO REGISTRATION REQUIREMENTS UNDER THE CODE, UNLESS SUCH OFFER OR SALE QUALIFIES AS AN EXEMPT TRANSACTION.

**Singapore**—Issued in Singapore by T. Rowe Price Singapore Private Ltd., No. 501 Orchard Rd, #10-02 Wheelock Place, Singapore 238880. T. Rowe Price Singapore Private Ltd. is licensed and regulated by the Monetary Authority of Singapore. For Institutional and Accredited Investors only.

**Switzerland**—Issued in Switzerland by T. Rowe Price (Switzerland) GmbH, Talstrasse 65, 6th Floor, 8001 Zurich, Switzerland. For Qualified Investors only.

**Taiwan**—This does not provide investment advice or recommendations. Nothing in this material shall be considered a solicitation to buy, or an offer to sell, a security, or any other product or service, to any person in the Republic of China.

**Thailand**—This material has not been and will not be filed with or approved by the Securities Exchange Commission of Thailand or any other regulatory authority in Thailand. The material is provided solely to "institutional investors" as defined under relevant Thai laws and regulations. No distribution of this material to any member of the public in Thailand is permitted. Nothing in this material shall be considered a provision of service, or a solicitation to buy, or an offer to sell, a security, or any other product or service, to any person where such provision, offer, solicitation, purchase or sale would be unlawful under relevant Thai laws and regulations.

**UK**—This material is issued and approved by T. Rowe Price International Ltd, 60 Queen Victoria Street, London, EC4N 4TZ which is authorised and regulated by the UK Financial Conduct Authority. For Professional Clients only.

**USA**—Issued in the USA by T. Rowe Price Associates, Inc., 100 East Pratt Street, Baltimore, MD, 21202, which is regulated by the U.S. Securities and Exchange Commission. For Institutional Investors only.

© 2019 T. Rowe Price. All rights reserved. T. ROWE PRICE, INVEST WITH CONFIDENCE, and the Bighorn Sheep design are, collectively and/or apart, trademarks of T. Rowe Price Group, Inc.