



# GLOBAL HIGH INCOME BOND STRATEGY

## A high-conviction, active approach to a truly global opportunity set

The global high yield bond market offers investors a very large opportunity set, with the potential to seek income, capital growth and portfolio diversification. A truly global approach to the asset class gives access to the full range of high yielding opportunities, harnessing a variety of sources of returns.

### Advantages of global high yield debt

1. Fast-growing and evolving opportunity set
2. Compelling risk return trade-off
3. Powerful diversification potential
4. Inefficiencies and dispersion can reward active investors

### A compelling risk-return trade-off

Historically, high yield bonds have been one of the highest income-generating classes in the fixed income universe. This return has come at a reasonable level of risk. Although the correlation of high yield bonds' performance with equity markets has tended to be high (compared with investment-grade bonds), the range of price movement is much narrower. High yield bond volatility has historically been around half that of global equity markets. High yield bond valuations also tend to be less sensitive to interest-rate risk than investment grade bonds.

### Powerful diversification potential

The global high yield bond market was traditionally dominated by US-based issuers, but that has changed. The universe of European and emerging market (EM) high yield issuers has grown steadily in the last 20 years, particularly since the Global Financial Crisis in 2008/09. Between 2000 and 2019 the market capitalisation of the ICE BofA/ML Global High Yield Bond Index grew from about US\$360 billion in mostly US issuance, to roughly \$3 trillion, of which only half came from US issuers. As the global array of high yield bond issuers has grown, so have the opportunities. High yield investors can now build a selective, well-diversified portfolio, accessing a wide range of bond issuers in countries at different stages of their economic cycles.

High yield bonds are often perceived as a relatively homogeneous asset class, in which all issuers are high risk. In reality, there is a wide range of quality in high yield issuers.

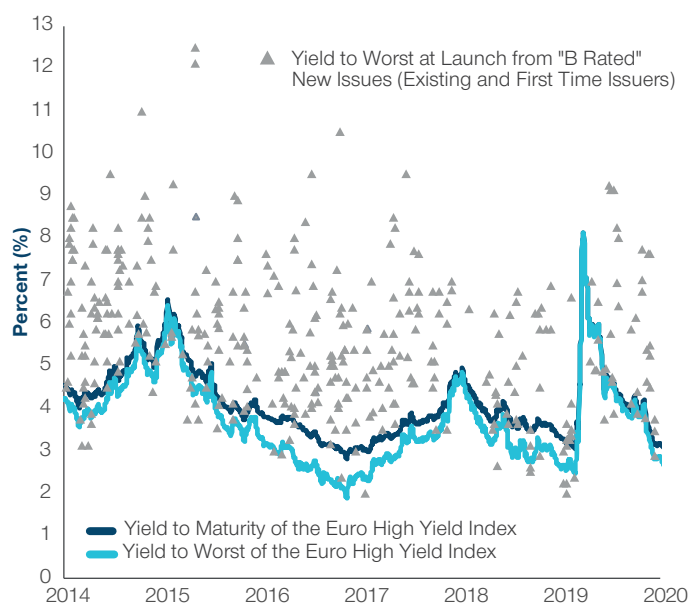
For example, high yield bond issuers in emerging markets typically have lower leverage than their developed market counterparts – usually not reflected in their valuation or rating on account of the perceived riskiness of EM issuers.

### Inefficiencies can create opportunity for active investors

Investment markets don't always work entirely efficiently, and this is often true in the high yield bond world. Persistent anomalies can be a reliable source of added value (alpha) for active investors with expertise in security selection.

The chart shows the yields at which single B-rated new bond issues came to market in European high yield from 2013 to 2019, compared with the average yield on the single B index. Bonds with the same credit agency risk rating have been issued at yields ranging from around 2% to 13%, reflecting the market's views on their relative riskiness. Wide price dispersion potentially makes it more rewarding for active investors to identify future winners and avoid the losers.

### Highly dispersed market: Euro single B bonds

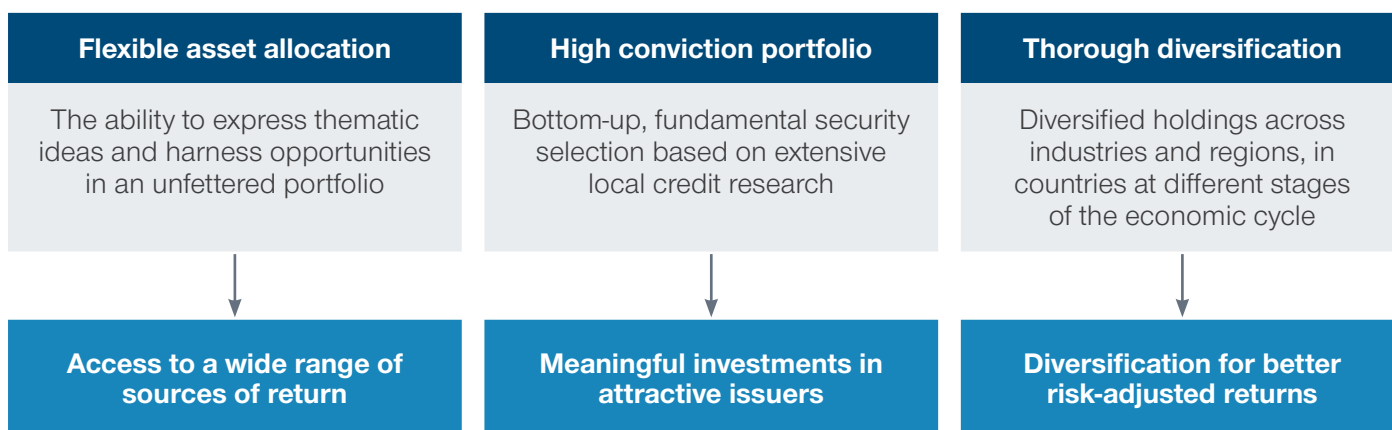


**Past performance is not a reliable indicator of future performance.**

As of June 30, 2021. For illustrative purposes only. Yield = Yield to worst, existing and first-time issuers. Source: ICE BofAML European Currency High Yield Constrained Ex Subordinated Financials Index.

# T. Rowe Price Global High Income Strategy – our investment approach

## What it takes to succeed in global high yield



### Flexible asset allocation

The strategy gives investors access to a truly global opportunity set not often found in other global high yield strategies, with access to around USD \$3 trillion of global high yield bonds. The portfolio's typical regional allocation mix includes approximately 50% of issuers in North America, 25% in developed European markets, and 25% in emerging markets.

The strategy is managed by three portfolio managers, each a specialist in one of these three regions. They build a portfolio with a global perspective, factoring in both local opportunities and global risk factors at the overall portfolio level, leveraging T. Rowe Price's proprietary macro and fundamental research.

### High-conviction security selection

Our active, bottom-up credit selection process leads to meaningful overweight and underweight positions in countries, regions, and industries. Rather than conjoin three regional "silos" into one portfolio of many hundreds of positions, we build a single portfolio of around 150 of our best ideas, capitalising on specific opportunities across the portfolio's three regions. Although relatively concentrated, our portfolio is well diversified across issuers, regions, industries and drivers of economic growth. This size of portfolio allows us to put our best ideas into practice with allocations (as well as what we choose not to own) that will contribute meaningfully to our performance.

We invest in high yield bonds issued by companies that are fundamentally improving, or where we can identify a clear (but unrealised) catalyst for improvement, or companies that are reducing their leverage. We scrutinise all potential investments on the basis of qualitative and quantitative company analysis, an industry overview, ESG considerations, valuation and technical factors.

### Management of risk

There are multiple sources of risk to take into account in a global portfolio, so we aim to simplify what we're doing – to deliver consistent, repeatable outcomes/returns. We focus on building intentional sources of risk (and therefore drivers of returns) in the portfolio in clear cut decisions in security selection, plus the industry and geographic exposure that creates. We neutralise currency risk in the portfolio to reduce this potential noise – the primary risks we take are driven by our active security selection.

Investment Parameters	
<b>Indicative Benchmark</b>	ICE BofAML Global High Yield Index Hedged to USD
<b>Number of issuers</b>	150 - 200
<b>Maximum issuer weight</b>	3%
<b>Allocation to US, Canada, other</b>	30% - 70%
<b>Allocation to Europe</b>	10% - 50%
<b>Allocation to Emerging Markets</b>	0% - 40%
<b>Currency</b>	Hedged to base currency of share class
<b>Derivatives</b>	Currency forwards (for hedging); 10% limit on credit default swaps

*"We believe our fundamental credit research can discover companies around the globe that are positioned to improve their credit profile in various market conditions."*

**Mike Della Vedova** | Co-Portfolio Manager

# Why T. Rowe Price for global high income?

We believe our active, research-intensive approach, our experienced portfolio management and research teams and our collaborative culture are key to delivering long-term success.

## Our research edge in global high yield

### Going beyond the numbers: T. Rowe Price's extensive local and global research

Our active investment decisions are backed by one of the industry's largest and most experienced buy-side global research platforms. Local analysts operate in the world's major economies, working in collaboration with our global network of specialists across all industries and major asset classes to find the best investment ideas.

Our analysts go beyond the numbers, getting out into the field to see first-hand how local economies and companies are performing today and, more importantly, to make informed and responsible judgements about how we think they'll perform in the future.

**Our 200+ global fixed income and equity analysts work in partnership to gain a holistic view of a company's capital structure, with an eye toward the unique market environment inherent to each company, country, or region where we are invested.**



#### Local Research Boots on the ground

Research analysts in nine offices provide coverage of local economies and companies.



#### Global Analysis Multi-disciplinary collaboration

Evaluating local opportunities in a global context, with additional depth from the collaboration of our debt and equity analysts.



#### Our Research Culture Going beyond the numbers

We seek to identify emerging trends and catalysts for change, validated through one-to-one meetings and on-site visits.


## Breadth of experience

The T. Rowe Price Global High Income Strategy has been managed by Mike Della Vedova, Michael Connelly and Samy Muaddi since 2015. They are supported by a team of more than 50 global high yield analysts, emerging market credit and sovereign analysts, portfolio and quantitative analysts, and traders.



**Mike Della Vedova**  
Co-Portfolio Manager  
Europe specialist

Years in the industry: **27**  
Years at the firm: **11**



**Samy Muaddi, CFA**  
Co-Portfolio Manager  
Emerging Markets  
specialist

Years in the industry: **14**  
Years at the firm: **14**



**Michael F. Connelly, CFA**  
Co-Portfolio Manager  
US specialist

Years in the industry: **20**  
Years at the firm: **15**

## Risks

**The following risks are materially relevant to the fund (refer to prospectus for further details):**

**Contingent convertible bond risk** – contingent convertible bonds have similar characteristics to convertible bonds with the main exception that their conversion is subject to predetermined conditions referred to as trigger events usually set to capital ratio and which vary from one issue to the other. **Country risk (Russia and Ukraine)** – in these countries, risks associated with custody, counterparties and market volatility are higher than in developed countries.

**Credit risk** – a bond or money market security could lose value if the issuer's financial health deteriorates. **Default risk** – the issuers of certain bonds could become unable to make payments on their bonds. **Derivatives risk** – derivatives may result in losses that are significantly greater than the cost of the derivative. **Emerging markets risk** – emerging markets are less established than developed markets and therefore involve higher risks. **Frontier markets risk** – small market nations that are at an earlier stage of economic and political development relative to more mature emerging markets typically have limited investability and liquidity. **High yield bond risk** – a bond or debt security rated below BBB- by

Standard & Poor's or an equivalent rating, also termed 'below investment grade', is generally subject to higher yields but to greater risks too. **Interest rate risk** – when interest rates rise, bond values generally fall. This risk is generally greater the longer the maturity of a bond investment and the higher its credit quality. **Liquidity risk** – any security could become hard to value or to sell at a desired time and price. **Sector concentration risk** – the performance of a fund that invests a large portion of its assets in a particular economic sector (or, for bond funds, a particular market segment), will be more strongly affected by events affecting that sector or segment of the fixed income market.

**General fund risks – to be read in conjunction with the fund specific risks above.** **Capital risk** – the value of your investment will vary and is not guaranteed. It will be affected by changes in the exchange rate between the base currency of the fund and the currency in which you subscribed, if different. **Counterparty risk** – an entity with which the fund transacts may not meet its obligations to the fund.

**Geographic concentration risk** – to the extent that a fund invests a large portion of its assets in a particular geographic area, its performance will be more strongly affected by events within that area. **Hedging risk** – a Fund's attempts to reduce or eliminate certain risks through hedging may not work as intended. **Investment fund risk** – investing in funds involves certain risks an investor would not face if investing in markets directly. **Management risk** – the investment manager or its designees may at times find their obligations to a fund to be in conflict with their obligations to other investment portfolios they manage (although in such cases, all portfolios will be dealt with equitably). **Operational risk** – operational

failures could lead to disruptions of fund operations or financial losses. **ESG and Sustainability risk** – May result in a material negative impact on the value of an investment and performance of the fund.

#### T. Rowe Price at a glance\*

- Founded in 1937
- US\$1,518.0bn in assets under management
- 356 research analysts collaborating across asset classes and industries
- 215 equity analysts, 93 fixed income analysts, 45 multi-asset analysts
- Offices in 17 countries, research analysts in 9 different locations
- Clients in 49 countries

#### T. Rowe Price Global High Income Strategy

<b>Strategy inception date</b>	31 January 2015
<b>Strategy AUM*</b>	US\$ 1,415.7 million
<b>Indicative benchmark</b>	ICE BofAML Global High Yield Index Hedged to USD

#### T. Rowe Price Funds SICAV – Global High Income Bond Fund

<b>Fund size**</b>	US\$704.1 million
<b>Launch date</b>	4 June 2015
<b>Base currency</b>	USD
<b>ISIN (Class I)</b>	LU1216622644
<b>Ongoing charges (Class I)</b>	0.70% per annum

\*All figures as at 31 March 2021. Firmwide AUM includes assets managed by T. Rowe Price Associates, Inc. and its investment advisory affiliates.  
\*\*As at 31 May 2021. Full details of all available share classes can be found on our website.

**ICE Data Indices, LLC ("ICE DATA"), is used with permission. ICE DATA, ITS AFFILIATES AND THEIR RESPECTIVE THIRD-PARTY SUPPLIERS DISCLAIM ANY AND ALL WARRANTIES AND REPRESENTATIONS, EXPRESS AND/OR IMPLIED, INCLUDING ANY WARRANTIES OF MERCHANTABILITY OR FITNESS FOR A PARTICULAR PURPOSE OR USE, INCLUDING THE INDICES, INDEX DATA AND ANY DATA INCLUDED IN, RELATED TO, OR DERIVED THEREFROM. NEITHER ICE DATA, ITS AFFILIATES NOR THEIR RESPECTIVE THIRD-PARTY SUPPLIERS SHALL BE SUBJECT TO ANY DAMAGES OR LIABILITY WITH RESPECT TO THE ADEQUACY, ACCURACY, TIMELINESS OR COMPLETENESS OF THE INDICES OR THE INDEX DATA OR ANY COMPONENT THEREOF, AND THE INDICES AND INDEX DATA AND ALL COMPONENTS THEREOF ARE PROVIDED ON AN "AS IS" BASIS AND YOUR USE IS AT YOUR OWN RISK. ICE DATA, ITS AFFILIATES AND THEIR RESPECTIVE THIRD-PARTY SUPPLIERS DO NOT SPONSOR, ENDORSE, OR RECOMMEND T. ROWE PRICE OR ANY OF ITS PRODUCTS OR SERVICES.**

## Important information

The Fund is a sub-fund of the T. Rowe Price Funds SICAV, a Luxembourg investment company with variable capital which is registered with Commission de Surveillance du Secteur Financier and which qualifies as an undertaking for collective investment in transferable securities ("UCITS"). Full details of the objectives, investment policies and risks are located in the prospectus which is available with the key investor information documents in English and in an official language of the jurisdictions in which the Funds are registered for public sale, together with the articles of incorporation and the annual and semi-annual reports (together "Fund Documents"). Any decision to invest should be made on the basis of the Fund Documents which are available free of charge from the local representative, local information/paying agent or from authorised distributors and via [www.troweprice.com](http://www.troweprice.com). Please note that the Fund typically has a risk of high volatility.

**This material is being furnished for general informational and/or marketing purposes only.** The material does not constitute or undertake to give advice of any nature, including fiduciary investment advice, nor is it intended to serve as the primary basis for an investment decision. Prospective investors are recommended to seek independent legal, financial and tax advice before making any investment decision. T. Rowe Price group of companies including T. Rowe Price Associates, Inc. and/or its affiliates receive revenue from T. Rowe Price investment products and services. **Past performance is not a reliable indicator of future performance.** The value of an investment and any income from it can go down as well as up. Investors may get back less than the amount invested.

The material does not constitute a distribution, an offer, an invitation, a personal or general recommendation or solicitation to sell or buy any securities in any jurisdiction or to conduct any particular investment activity. The material has not been reviewed by any regulatory authority in any jurisdiction.

Information and opinions presented have been obtained or derived from sources believed to be reliable and current; however, we cannot guarantee the sources' accuracy or completeness. There is no guarantee that any forecasts made will come to pass.

The views contained herein are as of the date noted on the material and are subject to change without notice; these views may differ from those of other T. Rowe Price group companies and/or associates. Under no circumstances should the material, in whole or in part, be copied or redistributed without consent from T. Rowe Price.

The material is not intended for use by persons in jurisdictions which prohibit or restrict the distribution of the material and in certain countries the material is provided upon specific request. It is not intended for distribution to retail investors in any jurisdiction.

**EEA** – Unless indicated otherwise this material is issued and approved by T. Rowe Price (Luxembourg) Management S.à r.l. 35 Boulevard du Prince Henri L-1724 Luxembourg which is authorised and regulated by the Luxembourg Commission de Surveillance du Secteur Financier. For Professional Clients only.

**UK** – This material is issued and approved by T. Rowe Price International Ltd, 60 Queen Victoria Street, London, EC4N 4TZ which is authorised and regulated by the UK Financial Conduct Authority. For Professional Clients only.

**DIFC** – Issued in the Dubai International Financial Centre by T. Rowe Price International Ltd. This material is communicated on behalf of T. Rowe Price International Ltd by its representative office which is regulated by the Dubai Financial Services Authority. For Professional Clients only.

**Switzerland** – Issued in the Dubai International Financial Centre by T. Rowe Price International Ltd. This material is communicated on behalf of T. Rowe Price International Ltd by its representative office which is regulated by the Dubai Financial Services Authority. For Professional Clients only.

© 2021 T. Rowe Price. All Rights Reserved. T. ROWE PRICE, INVEST WITH CONFIDENCE, and the Bighorn Sheep design are, collectively and/or apart, trademarks of T. Rowe Price Group, Inc.