

Global Asset Allocation: The View From Europe

February 2025

Outlook: New World Order

- We have a more cautious view as broadly resilient global growth and receding inflation trends could be at risk to increased policy uncertainty, particularly around trade threats.
- US growth exceptionalism leaves it better positioned should trade disputes escalate, with other major economies, particularly Europe and China, more exposed with growth already tepid.
- Central bank divergence could widen on impacts of trade, with the Fed in a position to wait on impacts, whilst other central banks, including the European Central Bank, the Bank of England and the Bank of Canada, advance easing as risk tilts towards slower growth.
- Key risks to global markets include elevated threat of trade wars impacting growth and reaccelerating inflation, central bank missteps and geopolitical tensions.

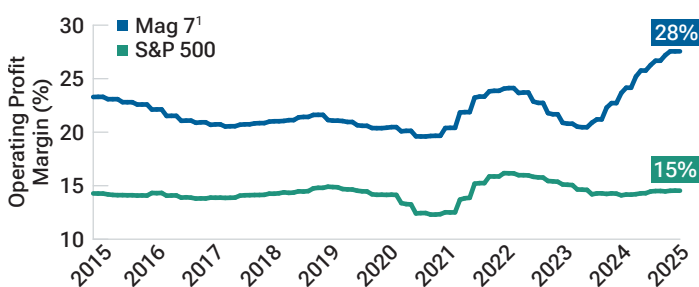
Themes Driving Positioning

Big Bet!

What do digital advertising, online retail, electric vehicles and software have in common? Seemingly not a lot, other than a combined USD 20 trillion. The 'Mag 7', as they are known, are a heterogenous group of companies that have dominated global equity markets. Their combined market cap is now multiple times larger than other parts of the market and any other country outside the US. Whilst eye-catching, their profitability has also been unprecedented in helping justify valuations. However, the recent news around DeepSeek, a Chinese artificial intelligence (AI) start-up, highlighted a common thread across this otherwise disparate group: billions in capex spending. Their enormous bet on AI technology to sustain their dominance will be increasingly scrutinised by investors looking for assurance these big bets pay off. Against this backdrop, **we favour better-priced value stocks** that should benefit from a broadening market and improving earnings.

Deep Pockets

As of 31 January 2025

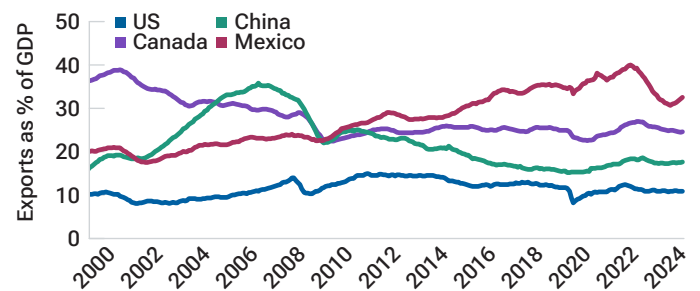


Deal or No Deal?

As promised, President Donald Trump acted swiftly on using tariffs as a negotiating tool to draw counterparties to the table. The tariffs have been introduced largely on the premise of creating fairer trade policies and gaining border security protections. For the most part, the more aggressive stance has worked with trade partners acting quickly to make a deal or at least delay tariffs. The stakes are high for those targeted whose economies rely more heavily on trade. And whilst the US comes at these on a stronger economic footing and with less trade vulnerability, it will not be immune to potential consequences if this turns into a prolonged trade war, particularly with inflation at higher levels this time around. With the increased uncertainty, **we moderated our equity exposure** during the last few months as risk is increasingly tilted to the downside at current valuations.

US Less Vulnerable to Trade

As of 31 December 2024

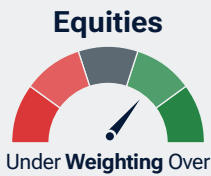


Performance data quoted represent past performance, which is not a guarantee or a reliable indicator of future results.

¹ The Magnificent 7 (Mag 7) is Apple, Alphabet, Amazon, Meta, Microsoft, NVIDIA and Tesla.

Sources: T. Rowe Price calculations using data from FactSet Research Systems Inc. All rights reserved. Standard & Poor's and MacroBond. Please see Additional Disclosures for more information about this sourcing information.

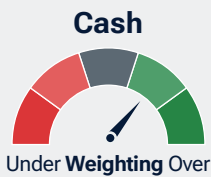
Asset Class Positioning



- We **moderated our overweight to equities** as extended valuations amidst increased policy uncertainty leaves markets vulnerable to downside risk, although economic and earnings growth remain broadly supportive.
- Within equities, we favour more attractively valued, cyclical sectors as we anticipate a broadening of the market.
- Within regions, we are overweight the US and underweight Europe ex UK, with valuations favouring markets outside the US, albeit against more modest growth expectations and uncertainty around potential headwinds from tariffs.



- We maintain an underweight position in bonds as yields could remain elevated on resilient growth and potential for higher inflation resulting from global trade disruption.
- Within fixed income, we are underweight nominal government bonds and overweight inflation-linked bonds given the growth and inflation backdrop.
- Despite rich valuations, all-in yield levels for emerging market debt and high yield bonds remain compelling and provide a buffer should yields widen. Fundamentals remain attractive, with still modest default expectations.



- Cash is still providing attractive yields relative to intermediate-term bonds.
- Yields are less vulnerable to downside with more gradual ECB easing expected.
- Cash offers liquidity should investment opportunities arise.

Equity Market Views

	Underweight	Neutral	Overweight	▼ or ▲ Month-Over-Month Change
Regions				
Change	Red	Grey	Green	
US			O	
Europe ex-UK	U			
UK		N		
Japan		N		
Australia	U			
Emerging Markets (EM)		N		
China		N		
Style and Market Capitalisation				
Global Growth vs. Value ¹	U			
Global Small-Cap vs. Large-Cap ¹		N		

Structurally higher profit margins and optimism for more business-friendly policies; however, valuations are very challenging. Longer-term inflation concerns and any AI disappointments pose headwinds.

Valuations are attractive. Core inflation is easing, but risks of a rebound remain. Economic activity is weak whilst Trump tariffs and competition from China pose additional risks.

Valuations are appealing. Domestic inflation is volatile but beginning to ease. Growth may slow down in the near term but pick up later. Fiscal vulnerabilities remain.

Economic indicators are reaching new highs in this cycle. Corporate governance improvements continue to support Japanese company fundamentals.

Government support is positive. Consumer activity has rebounded thanks to a resilient job market. The Reserve Bank of Australia could pivot to a more hawkish tone.

EM stock and currency valuations are attractive. China's government policy is supportive. However, geopolitical tensions with the US could rise.

Chinese government policies are showing signs of increasing support but remain targeted and modest compared with history. Valuations are attractive but reflect a more challenging growth environment.

Trade uncertainty and muted economic growth pose challenges. However, US dollar strength is a tailwind.

Monetary easing, lower inflation and less exposure to trade policy could provide tailwinds with still very attractive valuations.

Performance quoted represents past performance which is not a guarantee or a reliable indicator of future results.

These views are informed by a subjective assessment of the relative attractiveness of asset classes and subclasses over a 6- to 18-month horizon.

¹ For pairwise decisions in style and market capitalisation, positioning within boxes represents positioning in the first-mentioned asset class relative to the second asset class.

Fixed Income Market Views

Asset Class	Underweight Neutral Overweight					Month-Over-Month Change
	Change	U	N	O		
Euro Government Bonds	U					EU economic activity is weak; however, inflation risks remain. Trade policy uncertainty, Trump tariffs and weaker China all support euro government bonds.
Euro Inflation Linked				O		Inflation is expected to ease further as the economy slows down. The labour market, however, remains tight, creating ongoing inflation risk.
Euro Investment-Grade (IG) Corporates			N			Euro IG credit is looking less attractive in terms of valuations, given the tight nature of spreads.
US IG Aggregate	U					Stubborn inflation and a resilient economy could see the Fed cutting rates fewer times than the market expects. Meanwhile, IG spreads remain tight.
Global High Yield			N			Despite historically tight spreads, fundamentals remain supportive, and default expectations are expected to remain contained.
EM Dollar Sovereigns			N			EM sovereign valuations are relatively attractive, with compelling yield levels. However, trade policy adds uncertainty.
EM Local Currency				O		Yield levels are attractive, whilst US dollar strength poses a headwind.
EM Corporates			N			We currently prefer to overweight EM sovereigns rather than corporates, as credit spreads may widen as the global economy slows.
Currency Market Views						
EUR vs. USD			N			Inflation is receding more quickly in Europe. The US dollar is expensive, but interest rate differentials and stronger US economic growth support it.
EUR vs. JPY			N			The yen is a haven currency. Current valuations are attractive. Given the recent volatility in the yen and uncertainty about Bank of Japan policy, we remain neutral.

Performance quoted represents past performance which is not a guarantee or a reliable indicator of future results.

The specific securities identified and described are for informational purposes only and do not represent recommendations.

European Investment Committee



Elias Chrysostomou

*Associate Portfolio
Manager, Equity
Division*



Andrew Keirle

*Portfolio Manager,
Emerging Markets
Local Currency Bonds*



Yoram Lustig

*Head of Multi-Asset
Solutions, EMEA*



Tobias Mueller

*Director of Research,
International Equities*



Ken Orchard

*Head of International
Fixed Income*



David Stanley

*Portfolio Manager,
European Corporate
Bonds*



Toby Thompson

*Portfolio Manager,
Multi-Asset Division*



Michael Walsh

*Portfolio Manager,
Multi-Asset Division*



Tomasz Wieladek

*International
Economist*

T. Rowe Price identifies and actively invests in opportunities to help people thrive in an evolving world, bringing our dynamic perspective and meaningful partnership to clients so that they can feel more confident.

Additional Disclosures

Any specific securities identified and described are for informational purposes only and do not represent recommendations.

The S&P Index is a product of S&P Dow Jones Indices LLC, a division of S&P Global, or its affiliates (“SPDJI”) and has been licensed for use by T. Rowe Price. Standard & Poor’s® and S&P® are registered trademarks of Standard & Poor’s Financial Services LLC, a division of S&P Global (“S&P”); Dow Jones® is a registered trademark of Dow Jones Trademark Holdings LLC (“Dow Jones”). This product is not sponsored, endorsed, sold or promoted by SPDJI, Dow Jones, S&P, their respective affiliates, and none of such parties make any representation regarding the advisability of investing in such product(s) nor do they have any liability for any errors, omissions, or interruptions of the S&P Index.

Important Information

This material is being furnished for general informational and/or marketing purposes only. This material is being furnished for general informational purposes only. The material does not constitute or undertake to give advice of any nature, including fiduciary investment advice. Prospective investors are recommended to seek independent legal, financial and tax advice before making any investment decision. T. Rowe Price group of companies including T. Rowe Price Associates, Inc. and/or its affiliates receive revenue from T. Rowe Price investment products and services. **Performance quoted represents past performance which is not a guarantee or a reliable indicator of future results.** The value of an investment and any income from it can go down as well as up. Investors may get back less than the amount invested.

The material does not constitute a distribution, an offer, an invitation, a personal or general recommendation or solicitation to sell or buy any securities in any jurisdiction or to conduct any particular investment activity. The material has not been reviewed by any regulatory authority in any jurisdiction.

Information and opinions presented have been obtained or derived from sources believed to be reliable and current; however, we cannot guarantee the sources’ accuracy or completeness. There is no guarantee that any forecasts made will come to pass. The views contained herein are as of the date written and are subject to change without notice; these views may differ from those of other T. Rowe Price group companies and/or associates. Under no circumstances should the material, in whole or in part, be copied or redistributed without consent from T. Rowe Price.

The material is not intended for use by persons in jurisdictions which prohibit or restrict the distribution of the material and in certain countries the material is provided upon specific request.

It is not intended for distribution to retail investors in any jurisdiction.

DIFC—Issued in the Dubai International Financial Centre by T. Rowe Price International Ltd which is regulated by the Dubai Financial Services Authority as a Representative Office. For Professional Clients only.

EEA—Unless indicated otherwise this material is issued and approved by T. Rowe Price (Luxembourg) Management S.à r.l. 35 Boulevard du Prince Henri L-1724 Luxembourg which is authorised and regulated by the Luxembourg Commission de Surveillance du Secteur Financier. For Professional Clients only.

South Africa—Issued in South Africa by T. Rowe Price International Ltd (TRPIL), Warwick Court, 5 Paternoster Square, London EC4M 7DX, is an authorised financial services provider under the Financial Advisory and Intermediary Services Act, 2002 (Financial Services Provider (FSP) Licence Number 31935), authorised to provide “intermediary services” to South African Investors. TRPIL’s Complaint Handling Procedures are available to clients upon request. The Financial Advisory and Intermediary Services Act Ombud in South Africa deals with complaints from clients against FSPs in relation to the specific services rendered by FSPs. The contact details are noted below: Telephone: +27 12 762 5000, Web: www.faisombud.co.za, Email: info@faisombud.co.za

Switzerland—Issued in Switzerland by T. Rowe Price (Switzerland) GmbH, Talstrasse 65, 6th Floor, 8001 Zurich, Switzerland. For Qualified Investors only.

UK—This material is issued and approved by T. Rowe Price International Ltd, Warwick Court, 5 Paternoster Square, London EC4M 7DX which is authorised and regulated by the UK Financial Conduct Authority. For Professional Clients only.

© 2025 T. Rowe Price. All Rights Reserved. T. ROWE PRICE, INVEST WITH CONFIDENCE, and the Bighorn Sheep design are, collectively and/or apart, trademarks of T. Rowe Price Group, Inc.