



Global Asset Allocation: The View From Europe

July 2023

1 Market Perspective



- The global macro backdrop is uneven as some regions are proving more resilient in the face of tighter financial conditions, although the broad trend remains for slowing growth in the back half of the year.
- The US economy surprises to the upside, while Europe slips into a mild recession, challenging the European Central Bank (ECB) as inflation remains elevated. Meanwhile, hopes for a strong global impact from China's reopening are lagging expectations, prompting fresh policy support.
- While global central banks are likely nearing peak tightening, they remain vigilant on inflation as it is proving stickier in some regions and are at the ready to take further steps towards tightening, depending on trends in the data.
- Key risks to global markets include a deeper-than-expected decline in growth, central bank missteps, persistent inflation and geopolitical tensions.

2 Portfolio Positioning

As of 30 June 2023



- We maintain a cautious stance with an underweight to equities and bonds in favour of cash. A slowing economy and weaker earnings could weigh on equities, while persistent inflation could keep bonds vulnerable to further central bank tightening. Cash offers liquidity in an uncertain environment and still attractive yields.
- Within equities, we reduced our modest overweight to global ex-US equities and are now neutral between US and global ex-US markets. Despite still favourable relative valuations outside of the US, slower economic momentum in Europe and less stimulus from China could weigh on markets outside the US, while US markets could benefit from their less cyclical, more defensive growth bias and recent trends in artificial intelligence (AI).
- Within fixed income, we are overweight return-seeking sectors such as high yield, European investment grade credit and emerging market bonds, with duration ballast through inflation-linked government bonds.

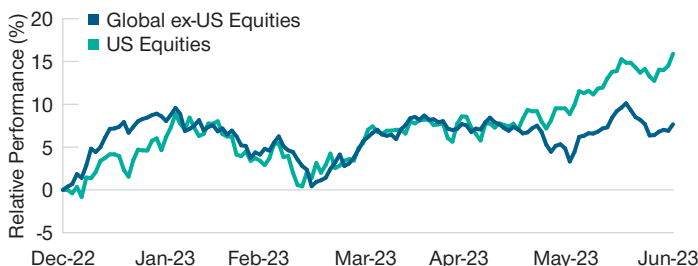
3 Market Themes

Out of Gas

At the start of the year, it looked like the stars were aligning for markets outside of the US to finally outperform, supported by China's reopening from COVID lockdowns, Europe staving off an energy crisis due to a mild winter, moderating inflation pressures, expectations for a weaker US dollar and benefitting from much more attractive relative valuations than the US. However, those tailwinds have faded as China's reopening has disappointed and inflation is proving to be more persistent across Europe and the UK, leading markets outside the US to underperform by over 7% year-to-date. At the same time, the US has surprised to the upside on many fronts, bolstered by a still strong labour market, resilient consumer and housing market strength. With a lot more positives supporting US markets, not to mention the euphoria around AI, it's very possible that if global economic growth falters in the back half of the year, the US's outperformance may continue given its defensive characteristics. For now, it looks like markets outside the US have run out of gas, and it's difficult to identify near-term catalysts that may turn that around.

US Equities Back on Top*

As of 30 June 2023



Past performance is not a reliable indicator of future performance.

* Global ex-US Equities is represented by the MSCI ACWI ex-US Index. US Equities is represented by the S&P 500 Index. See Additional Disclosures.

† US Home Builders Sentiment Index is represented by the National Association of Home Builders Market Index. US 30-Year Fixed Mortgage Rate is represented by the Bankrate.com US Home Mortgage 30-Year Fixed National Average.

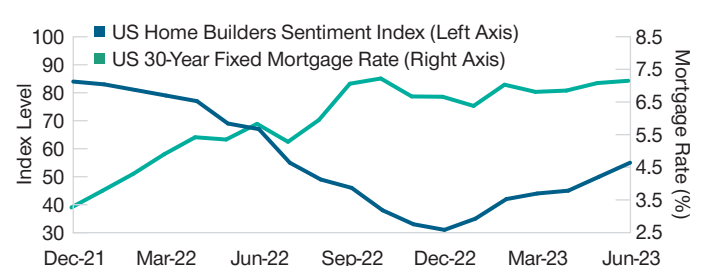
Source: Bloomberg Finance L.P.

House Arrest

Homebuilder confidence has moved sharply higher into expansion territory, benefitting from strong consumer demand, improving supply chains and, most notably, limited competition from the existing home sales market. With 30-year US fixed mortgage rates hovering around 7%, and the average outstanding mortgage rate at just 3% levels, current homeowners are feeling like they're under house arrest, unwilling to leap into the expense of a much higher mortgage. This dynamic has led to much lower existing home inventory, that typically dominates the market, and created the perfect environment for new home sales and US homebuilders. Outside the US, in countries such as the UK and Canada, existing homeowners don't have the same luxury of staying put and avoiding the higher expenses as their mortgage markets are dominated by loans linked more closely to market rates. This dynamic is leading to much higher mortgage payments for homeowners, higher rates for new buyers and is directly flowing into inflation pressures, all putting more strain on consumers in these regions. With housing such a key driver within these economies and a large portion of consumer expenses, hopes for relief are only likely to come with lower rates, which are likely to come with their own set of problems.

Higher Rates Ironically a Boon for New Home Sales†

As of 30 June 2023





REGIONAL BACKDROP

Positives

Negatives

Europe

U

- Headline inflation showing signs of cooling
- Oil and gas prices have fallen significantly
- European Central Bank close to peak tightening

- Inflation remains elevated, particularly core inflation
- Monetary policy remains restrictive
- Geopolitical uncertainty remains a concern

United Kingdom

N

- Oil and gas prices have fallen significantly
- Headline inflation is falling rapidly
- Labour market remains resilient

- Wage inflation is very elevated
- Inflation remains the highest among major economies
- The Bank of England may be forced to hike rates further

United States

N

- Consumer spending remains strong
- Labour market has been resilient
- Manufacturing appears to be stabilising
- AI-related spending could be a powerful tailwind

- Monetary policy remains very tight
- Banking sector concerns will impact credit availability
- Inflation has proven more persistent than expected
- Quantitative tightening and Treasury General Account rebuild could impact liquidity

Japan

O

- Uptick in inflation catalyst for increase in wages
- Inflows from foreign investors are likely to continue
- Corporate governance continues to gradually improve

- Monetary policy normalisation may surprise the market
- A stronger Japanese yen may weigh on the export sector

Asia Pacific ex-Japan

N

- China's recovery, which has been consumer and services driven so far, should continue with a rebound in private investment
- Corporate earnings can continue to grow in China as it is still early in its business cycle
- In Australia, a tight job market and early signs of a housing rebound could extend this economic cycle longer

- Mixed signals are raising doubts about the sustainability of China's economic rebound, particularly in relation to exports
- Prioritising national security does not help China's fragile business environment
- The Reserve Bank of Australia may need to hike more given accelerated wage growth data

Emerging Markets

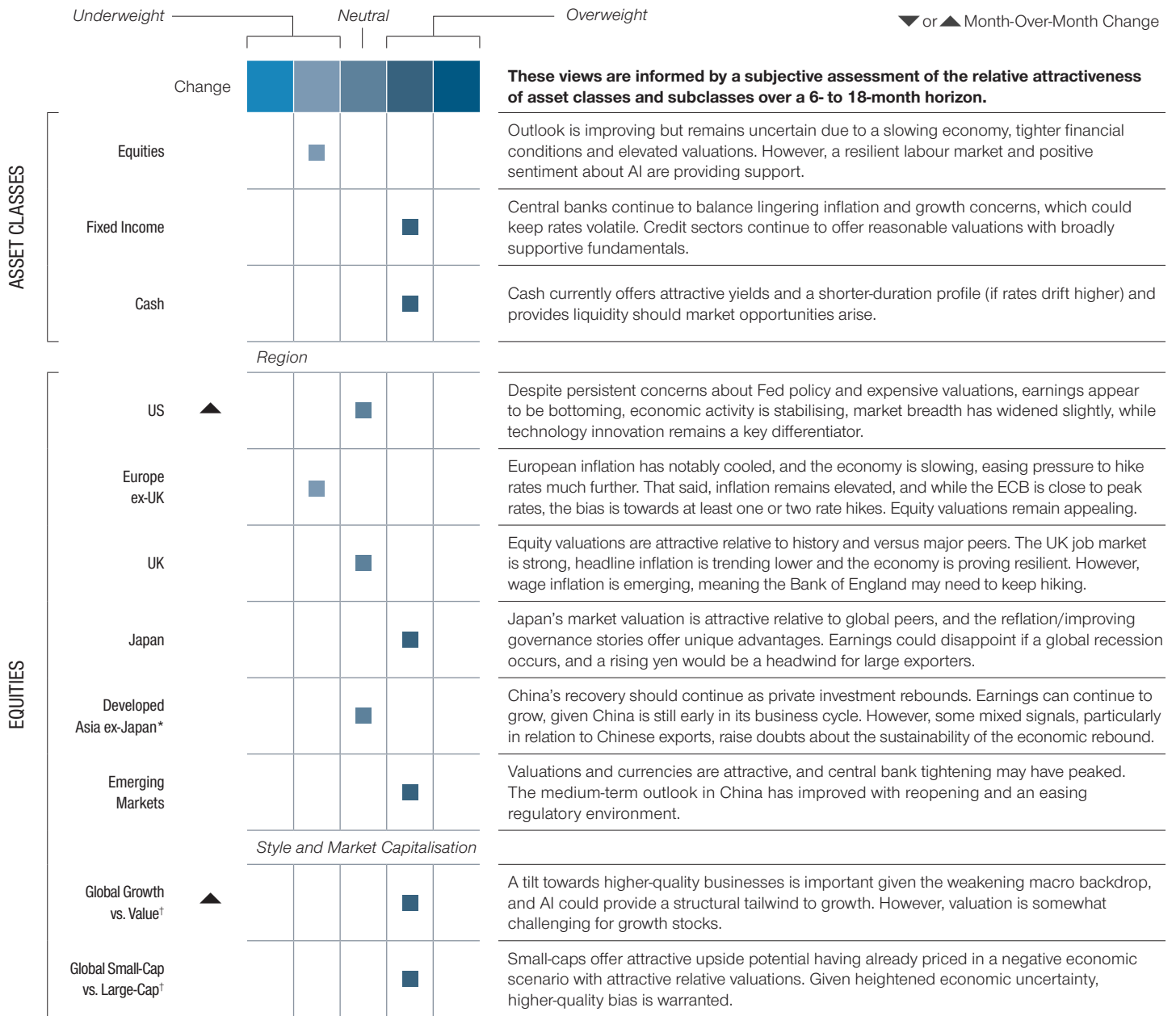
O

- China's reopening supports an increase in private investment
- Further Chinese stimulus is expected
- Monetary tightening in most emerging markets (EM) has peaked

- Global trade could suffer with slowing global growth
- China's reopening has lagged expectations
- Geopolitical risks remain elevated

U Underweight **N** Neutral **O** Overweight

Views are informed by the Asset Allocation Committee and regional investment committees (United Kingdom, Europe, Australia, Japan and Asia) and reflect the equity market.

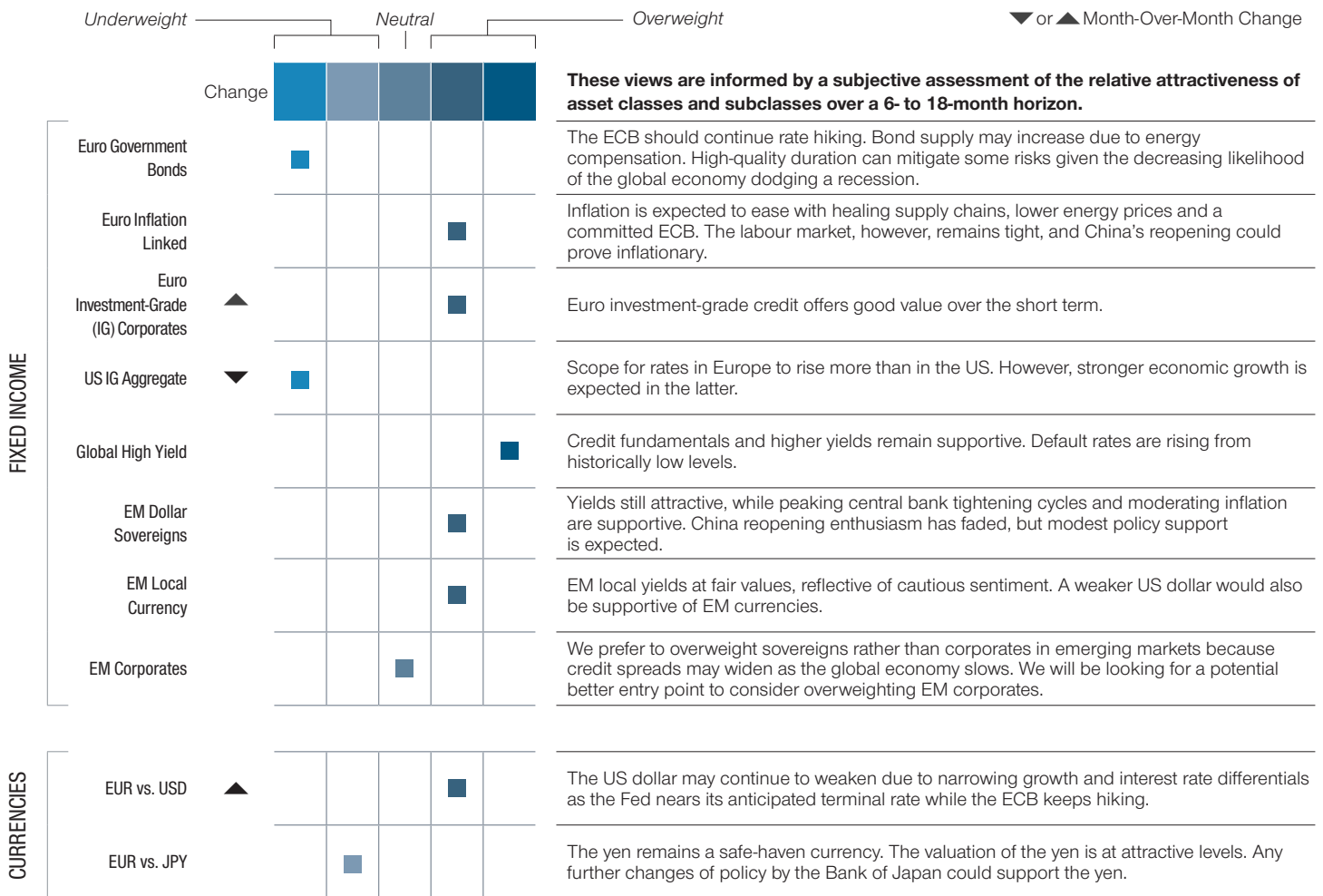


Past performance is not a reliable indicator of future performance.

*Includes Australia.

†For pairwise decisions in style and market capitalisation, positioning within boxes represents positioning in the first-mentioned asset class relative to the second asset class.

The asset classes across the equity and fixed income markets shown are represented in our multi-asset portfolios. Certain style and market capitalisation asset classes are represented as pairwise decisions as part of our tactical asset allocation framework.



Past performance is not a reliable indicator of future performance.

The specific securities identified and described are for informational purposes only and do not represent recommendations.



EUROPEAN INVESTMENT COMMITTEE



Elias Chrysostomou
Portfolio Analyst,
Equity Division



Andrew Keirle
Portfolio Manager,
Emerging Markets
Local Currency Bonds



Yoram Lustig
Head of Multi-Asset
Solutions, EMEA



Tobias Mueller
Portfolio Manager,
Equity Division



Ken Orchard
Senior Portfolio
Manager, Fixed
Income Division



David Stanley
Portfolio Manager,
European Corporate
Bonds



Toby Thompson
Portfolio Manager,
Multi-Asset Division



Mitchell Todd
Portfolio Manager,
Equity Division



Michael Walsh
Solutions Strategist,
EMEA



Tomasz Wieladek
International
Economist



Lowell Yura
Head of Multi-Asset
Solutions, North
America

INVEST WITH CONFIDENCE™

T. Rowe Price focuses on delivering investment management excellence that investors can rely on—now and over the long term.

T.RowePrice®

Additional Disclosures

The S&P Index is a product of S&P Dow Jones Indices LLC, a division of S&P Global, or its affiliates (“SPDJ”) and has been licensed for use by T. Rowe Price. Standard & Poor’s® and S&P® are registered trademarks of Standard & Poor’s Financial Services LLC, a division of S&P Global (“S&P”); Dow Jones® is a registered trademark of Dow Jones Trademark Holdings LLC (“Dow Jones”). This product is not sponsored, endorsed, sold or promoted by SPDJI, Dow Jones, S&P, their respective affiliates, and none of such parties make any representation regarding the advisability of investing in such product(s) nor do they have any liability for any errors, omissions, or interruptions of the S&P Index.

MSCI and its affiliates and third party sources and providers (collectively, “MSCI”) makes no express or implied warranties or representations and shall have no liability whatsoever with respect to any MSCI data contained herein. The MSCI data may not be further redistributed or used as a basis for other indices or any securities or financial products. This report is not approved, reviewed, or produced by MSCI. Historical MSCI data and analysis should not be taken as an indication or guarantee of any future performance analysis, forecast or prediction. None of the MSCI data is intended to constitute investment advice or a recommendation to make (or refrain from making) any kind of investment decision and may not be relied on as such.

Important Information

This material is being furnished for general informational and/or marketing purposes only. This material is being furnished for general informational purposes only. The material does not constitute or undertake to give advice of any nature, including fiduciary investment advice, nor is it intended to serve as the primary basis for an investment decision. Prospective investors are recommended to seek independent legal, financial and tax advice before making any investment decision. T. Rowe Price group of companies including T. Rowe Price Associates, Inc. and/or its affiliates receive revenue from T. Rowe Price investment products and services. **Past performance is not a reliable indicator of future performance.** The value of an investment and any income from it can go down as well as up. Investors may get back less than the amount invested.

The material does not constitute a distribution, an offer, an invitation, a personal or general recommendation or solicitation to sell or buy any securities in any jurisdiction or to conduct any particular investment activity. The material has not been reviewed by any regulatory authority in any jurisdiction.

Information and opinions presented have been obtained or derived from sources believed to be reliable and current; however, we cannot guarantee the sources’ accuracy or completeness. There is no guarantee that any forecasts made will come to pass. The views contained herein are as of the date written and are subject to change without notice; these views may differ from those of other T. Rowe Price group companies and/or associates. Under no circumstances should the material, in whole or in part, be copied or redistributed without consent from T. Rowe Price.

The material is not intended for use by persons in jurisdictions which prohibit or restrict the distribution of the material and in certain countries the material is provided upon specific request.

It is not intended for distribution to retail investors in any jurisdiction.

DIFC—Issued in the Dubai International Financial Centre by T. Rowe Price International Ltd which is regulated by the Dubai Financial Services Authority as a Representative Office. For Professional Clients only.

EEA—Unless indicated otherwise this material is issued and approved by T. Rowe Price (Luxembourg) Management S.à r.l. 35 Boulevard du Prince Henri L-1724 Luxembourg which is authorised and regulated by the Luxembourg Commission de Surveillance du Secteur Financier. For Professional Clients only.

Switzerland—Issued in Switzerland by T. Rowe Price (Switzerland) GmbH, Talstrasse 65, 6th Floor, 8001 Zurich, Switzerland. For Qualified Investors only.

UK—This material is issued and approved by T. Rowe Price International Ltd, 60 Queen Victoria Street, London, EC4N 4TZ which is authorised and regulated by the UK Financial Conduct Authority. For Professional Clients only.

© 2023 T. Rowe Price. All Rights Reserved. T. ROWE PRICE, INVEST WITH CONFIDENCE, and the Bighorn Sheep design are, collectively and/or apart, trademarks of T. Rowe Price Group, Inc.