



A Case for a Dedicated China Allocation Within EM

In China, change is the only constant.

February 2023

KEY INSIGHTS

- The weight of China in indices such as the MSCI is small relative to its economy and equity markets. Most China equity indices are concentrated in mega-cap stocks.
- Research by ourselves and Mercer suggests that China provides many alpha opportunities. Low correlations with other markets make it a good portfolio diversifier.
- We believe that an increased China allocation in EM equity portfolios can enhance investment outcomes, taking advantage of attractive diversification benefits.

For China, change is the only constant. The pace of economic development that the country has experienced over the past few decades is unprecedented. This economic transformation has been matched in the stock market, where the universe has grown exponentially and new, disruptive businesses continue to appear.

Yet, despite now having the second-largest economy and the second-largest stock market, we believe China is a market that is often overlooked, or dismissed, by international investors. Short-term news flow may be overwhelming at times and may distract investors from the longer-term view. Below, we have set out some arguments as to why having a dedicated China allocation in an emerging market (EM) equity portfolio should be considered.

1. China Is Underrepresented in Global Indices

The weight of China in equity indices such as those provided by the MSCI is disproportionately small relative to the size of its economy and equity markets. Over the past decade, China has outgrown most major economies. As shown in Figure 1, China's share in global gross domestic product (GDP) has increased from 9% in 2010 to 19% in 2022, overtaking Japan as the second-largest economy in the world. While the global economic environment remains somewhat uncertain, we believe China will be a relative bright spot and continue to grow, albeit perhaps at lower rates than it historically has achieved. In contrast, China's weight in the MSCI All Country World Index remained low, below Japan and the UK and just above Canada. Given the importance of China to the global economy and stock markets, a top-up approach of China equity allocation is advocated to fairly reflect China's current status.



Thomas Poulliaouec
Head of Multi-Asset Solutions, APAC



Robert Secker
Portfolio Specialist



Nathan Wang
*Solutions Analyst,
Multi-Asset Solutions, APAC*

China's Economy Underrepresented in Global Equity Indices

(Fig. 1) The China investment opportunity



As of December 31, 2022.

*FactSet; T. Rowe Price calculations using data from FactSet Research Systems Inc. All rights reserved. "Disruptive tech" is defined as the information technology sector, the internet, and direct marketing. Retail industry within the consumer discretionary sector, and the media and entertainment industry group within the communication services sector.

Sources: Bloomberg Finance L.P., FactSet, Goldman Sachs Research and MSCI. Please see Additional Disclosures for information on this MSCI information.

The total size of China's equity markets is hard to ignore.

— Thomas Poullaouec
Head of Multi-Asset Solutions, APAC

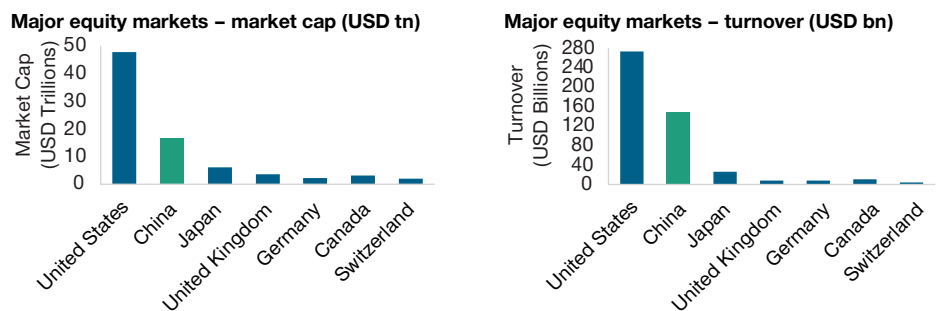
The total size of China's equity markets is hard to ignore. As we can see in Figure 2, it has won the silver medal among all global equity markets in terms of both market capitalization and trading volume. The growth in the investable universe has been allied to market access reforms that make investing in the entire China universe much easier than ever before. China has now grown to a large liquid universe that is dynamic in terms of composition as new, innovative, disruptive businesses emerge.

2. China Equity Is a Good Diversifier

While higher economic growth is often quoted as the primary reason for allocating to China equity markets, the direct link between GDP and stock market returns remains to be seen in China. We believe that the real attraction of Chinese equity stems from the enhancements it can make to an overall equity portfolio as a good diversifier.

China Market Too Big to Ignore

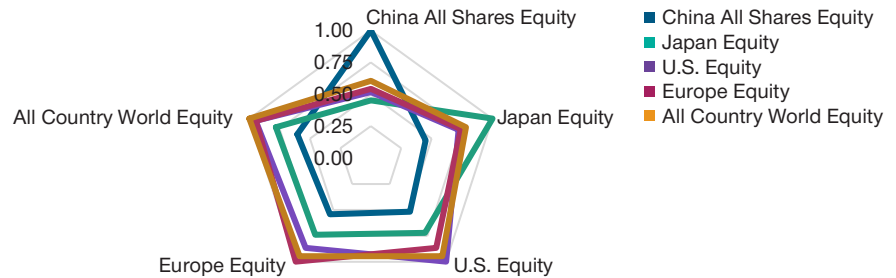
(Fig. 2) Major equity markets' market cap and turnover



Sources: Goldman Sachs, Morgan Stanley Research. Data as of June 30, 2022.

China Has Been Less Correlated With Other Equity Markets

(Fig. 3) Monthly return correlations



As of September 30, 2022.

Source: T. Rowe Price calculations based on MSCI data (see Additional Disclosures). Monthly return correlations are from December 31, 2008, to September 30, 2022.

Figure 3 shows the monthly return correlations between major equity markets. The center of the chart represents zero correlation, and correlation increases from the center to the outside. Chinese equity, which is represented by the dark-blue line, showed lower correlations to other major equity markets. This could at least partially be attributed to China's closed market structure, corporate governance, and political backdrop. Besides, the dominating ownership of China equity markets by domestic market participants, who are relatively insulated from global factors, may also have a role to play. Lastly, the fact that China demonstrates its own business cycles adds to its diversification benefits.

3. Most China Equity Indices Concentrated in Mega-Cap Stocks

Looking under the hood, the market cap-weighted MSCI China Index shows a high concentration on the largest companies. Out of the 6,000+ companies in the China equity universe, the weight of the largest 77 companies counts for more than half of the MSCI China Index (see Figure 4). However, in a market as dynamic as China, the exciting alpha opportunities lie in the companies that can become the winners of tomorrow, which tend to exist outside of the mega-cap space

and, thus, are often overlooked by many international investors. We believe this reality creates inefficiencies that active fundamental managers can exploit and makes the case for a top-up allocation to China equity focusing on the underrepresented stocks. Selective investments in small- and mid-cap companies can broaden the exposure to various drivers of the Chinese economy.

4. China Provides an Abundance of Alpha Opportunities

Chinese companies are typically underresearched relative to international peers. This is especially true when you look outside of the well-owned mega-cap stocks as well as the A-share market, which has a largely domestic, retail-driven investor base. Moreover, China's stock market, especially the A-share market, is driven by high retail participation. These two conditions create inefficiencies that skilled managers can potentially harvest.

5. Complementing Your Existing China Exposure

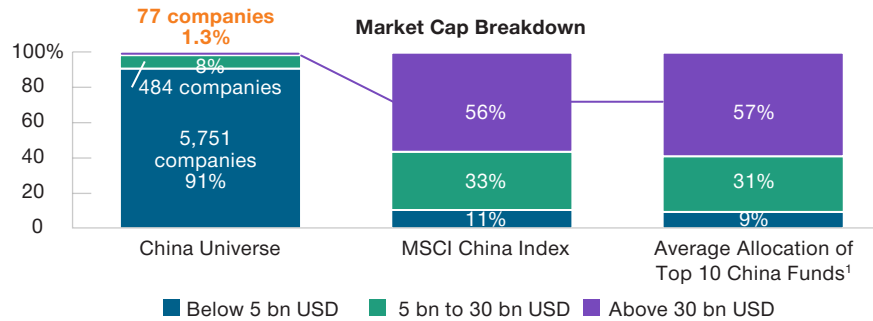
T. Rowe Price China Evolution Equity strategy takes a holistic approach to investing in China and looks for the best risk/reward proposition across the full spectrum of Greater China markets. The strategy excludes the top

Chinese companies are typically underresearched relative to international peers.

— Robert Secker
Portfolio Specialist

Popular China Indices Favor the Largest Companies

(Fig. 4) China Universe vs. the MSCI China Index and the Top 10 Funds



As of June 30, 2022.

¹ The Top 10 China funds refer to the funds in the Morningstar China Equity universe, measured by assets under management.

Numbers may not total due to rounding. Cash is excluded from the analysis.

The market cap breakdown of China Universe is based on stock count, while the market cap breakdown of the MSCI China Index and the average allocation of the top 10 China funds is based on dollar value of assets held.

Sources: MSCI, HKex, FactSet, Wind, and Morningstar (see Additional Disclosures). Financial data and analytics provider, FactSet. Copyright 2023 FactSet. All Rights Reserved.

100 companies by market capitalization in the China universe and provides exposure to the more dynamic and inefficient part of the market by investing in stocks that are typically overlooked by other investors. Based on data at the end of June 30, 2022, we estimated that the overlap between our T. Rowe Price China Evolution strategy and the MSCI EM Index was only 2.6%, while the overlap between MSCI China All Shares Index and the MSCI EM Index was 35.8%.² This reinforces the potential benefits of a differentiated active China strategy to be used in the top-up framework as opposed to an index-based approach.

Summary and Conclusions

China as the world's second-largest stock market by market cap is significantly underrepresented in broad market indices. Investment consultant Mercer's frequently viewed research "Positioning your portfolio for the future of emerging markets" even took a step further to zoom in on China onshore markets. Research by ourselves and Mercer came to the same conclusion: that an increased China allocation in an EM equity portfolio may enhance investment outcomes by taking advantage of China's dominant economic position, attractive diversification benefits, and abundant alpha opportunities.

² Based on the representative portfolio. The representative portfolio is an account in the composite we believe most closely reflects current portfolio management style for the strategy. Performance is not a consideration in the selection of the representative portfolio. The characteristics of the representative portfolio shown may differ from those of other accounts in the strategy. The GIPS® Composite Report is available upon request.

Risks— The following risks are materially relevant to the China Evolution Equity Strategy:

Country (China)—Chinese investments may be subject to higher levels of risks such as liquidity, currency, regulatory and legal risks due to the structure of the local market.

Currency—Currency exchange rate movements could reduce investment gains or increase investment losses.

Emerging markets—Emerging markets are less established than developed markets and therefore involve higher risks.

Issuer concentration—Issuer concentration risk may result in performance being more strongly affected by any business, industry, economic, financial or market conditions affecting those issuers in which the fund's assets are concentrated.

Small and mid-cap—Small and mid-size company stock prices can be more volatile than stock prices of larger companies.

Stock connect—Stock connect is subject to higher regulatory, custody, and default risks as well as liquidity risk and quota limitations.

Volatility—The performance of the portfolio has a risk of high volatility.

General Portfolio Risks

Equity—Equities can lose value rapidly for a variety of reasons and can remain at low prices indefinitely.

Environmental, social, and governance and sustainability risk—ESG and sustainability risk may result in a material negative impact on the value of an investment and performance of the portfolio.

Geographic concentration—Geographic concentration risk may result in performance being more strongly affected by any social, political, economic, environmental or market conditions affecting those countries or regions in which the portfolio's assets are concentrated.

Hedging—Hedging measures involve costs and may work imperfectly, may not be feasible at times, or may fail completely.

Management—Management risk may result in potential conflicts of interest relating to the obligations of the investment manager.

Investment portfolio—Investing in portfolios involves certain risks an investor would not face if investing in markets directly.

Market—Market risk may subject the portfolio to experience losses caused by unexpected changes in a wide variety of factors.

Operational—Operational risk may cause losses as a result of incidents caused by people, systems, and/or processes.

Additional Disclosures

Source: MSCI. MSCI and its affiliates and third party sources and providers (collectively, "MSCI") makes no express or implied warranties or representations and shall have no liability whatsoever with respect to any MSCI data contained herein. The MSCI data may not be further redistributed or used as a basis for other indices or any securities or financial products. This report is not approved, reviewed, or produced by MSCI. Historical MSCI data and analysis should not be taken as an indication or guarantee of any future performance analysis, forecast or prediction. None of the MSCI data is intended to constitute investment advice or a recommendation to make (or refrain from making) any kind of investment decision and may not be relied on as such.

©2023 Morningstar, Inc. All rights reserved. The information contained herein: (1) is proprietary to Morningstar and/or its content providers; (2) may not be copied or distributed; and (3) is not warranted to be accurate, complete, or timely. Neither Morningstar nor its content providers are responsible for any damages or losses arising from any use of this information. Past performance is no guarantee of future results.

T. Rowe Price focuses on delivering investment management excellence that investors can rely on—now and over the long term.

T.RowePrice[®]

Important Information

This material is being furnished for general informational and/or marketing purposes only. The material does not constitute or undertake to give advice of any nature, including fiduciary investment advice, nor is it intended to serve as the primary basis for an investment decision. Prospective investors are recommended to seek independent legal, financial and tax advice before making any investment decision. T. Rowe Price group of companies including T. Rowe Price Associates, Inc. and/or its affiliates receive revenue from T. Rowe Price investment products and services. **Past performance is not a reliable indicator of future performance.** The value of an investment and any income from it can go down as well as up. Investors may get back less than the amount invested.

The material does not constitute a distribution, an offer, an invitation, a personal or general recommendation or solicitation to sell or buy any securities in any jurisdiction or to conduct any particular investment activity. The material has not been reviewed by any regulatory authority in any jurisdiction.

Information and opinions presented have been obtained or derived from sources believed to be reliable and current; however, we cannot guarantee the sources' accuracy or completeness. There is no guarantee that any forecasts made will come to pass. The views contained herein are as of the date written and are subject to change without notice; these views may differ from those of other T. Rowe Price group companies and/or associates. Under no circumstances should the material, in whole or in part, be copied or redistributed without consent from T. Rowe Price.

The material is not intended for use by persons in jurisdictions which prohibit or restrict the distribution of the material and in certain countries the material is provided upon specific request. It is not intended for distribution to retail investors in any jurisdiction.

Australia—Issued by T. Rowe Price Australia Limited (ABN: 13 620 668 895 and AFSL: 503741), Level 28, Governor Phillip Tower, 1 Farrer Place, Sydney NSW 2000, Australia. For Wholesale Clients only.

Brunei—This material can only be delivered to certain specific institutional investors for informational purpose only. Any strategy and/or any products associated with the strategy discussed herein has not been authorised for distribution in Brunei. No distribution of this material to any member of the public in Brunei is permitted.

Canada—Issued in Canada by T. Rowe Price (Canada), Inc. T. Rowe Price (Canada), Inc.'s investment management services are only available to Accredited Investors as defined under National Instrument 45-106. T. Rowe Price (Canada), Inc. enters into written delegation agreements with affiliates to provide investment management services.

DIFC—Issued in the Dubai International Financial Centre by T. Rowe Price International Ltd which is regulated by the Dubai Financial Services Authority as a Representative Office. For Professional Clients only.

EEA—Unless indicated otherwise this material is issued and approved by T. Rowe Price (Luxembourg) Management S.à r.l. 35 Boulevard du Prince Henri L-1724 Luxembourg which is authorised and regulated by the Luxembourg Commission de Surveillance du Secteur Financier. For Professional Clients only.

Hong Kong—Issued in Hong Kong by T. Rowe Price Hong Kong Limited, 6/F, Chater House, 8 Connaught Road Central, Hong Kong. T. Rowe Price Hong Kong Limited is licensed and regulated by the Securities & Futures Commission. For Professional Investors only.

Indonesia—This material is intended to be used only by the designated recipient to whom T. Rowe Price delivered; it is for institutional use only. Under no circumstances should the material, in whole or in part, be copied, redistributed or shared, in any medium, without prior written consent from T. Rowe Price. No distribution of this material to members of the public in any jurisdiction is permitted.

Korea—This material is intended only to Qualified Professional Investors. Not for further distribution.

Mainland China—This material is provided to qualified investors only. No invitation to offer, or offer for, or sale of, the shares will be made in the mainland of the People's Republic of China ("Mainland China", not including the Hong Kong or Macau Special Administrative Regions or Taiwan) or by any means that would be deemed public under the laws of the Mainland China. The information relating to the strategy contained in this material has not been submitted to or approved by the China Securities Regulatory Commission or any other relevant governmental authority in the Mainland China. The strategy and/or any product associated with the strategy may only be offered or sold to investors in the Mainland China that are expressly authorized under the laws and regulations of the Mainland China to buy and sell securities denominated in a currency other than the Renminbi (or RMB), which is the official currency of the Mainland China. Potential investors who are resident in the Mainland China are responsible for obtaining the required approvals from all relevant government authorities in the Mainland China, including, but not limited to, the State Administration of Foreign Exchange, before purchasing the shares. This document further does not constitute any securities or investment advice to citizens of the Mainland China, or nationals with permanent residence in the Mainland China, or to any corporation, partnership, or other entity incorporated or established in the Mainland China.

Malaysia—This material can only be delivered to specific institutional investor. This material is solely for institutional use and for informational purposes only. This material does not provide investment advice or an offering to make, or an inducement or attempted inducement of any person to enter into or to offer to enter into, an agreement for or with a view to acquiring, disposing of, subscribing for or underwriting securities. Nothing in this material shall be considered a making available of, solicitation to buy, an offering for subscription or purchase or an invitation to subscribe for or purchase any securities, or any other product or service, to any person in any jurisdiction where such offer, solicitation, purchase or sale would be unlawful under the laws of Malaysia.

New Zealand—Issued by T. Rowe Price Australia Limited (ABN: 13 620 668 895 and AFSL: 503741), Level 28, Governor Phillip Tower, 1 Farrer Place, Sydney NSW 2000, Australia. No interests are offered to the public. Accordingly, the interests may not, directly or indirectly, be offered, sold or delivered in New Zealand, nor may any offering document or advertisement in relation to any offer of the interests be distributed in New Zealand, other than in circumstances where there is no contravention of the Financial Markets Conduct Act 2013.

Philippines—ANY STRATEGY AND/ OR ANY SECURITIES ASSOCIATED WITH THE STRATEGY BEING DISCUSSED HEREIN HAVE NOT BEEN REGISTERED WITH THE SECURITIES AND EXCHANGE COMMISSION UNDER THE SECURITIES REGULATION CODE. ANY FUTURE OFFER OR SALE OF THE STRATEGY AND/ OR ANY SECURITIES IS SUBJECT TO REGISTRATION REQUIREMENTS UNDER THE CODE, UNLESS SUCH OFFER OR SALE QUALIFIES AS AN EXEMPT TRANSACTION.

Singapore—Issued by T. Rowe Price Singapore Private Ltd. (UEN: 201021137E), 501 Orchard Rd, #10-02 Wheelock Place, Singapore 238880. T. Rowe Price Singapore Private Ltd. is licensed and regulated by the Monetary Authority of Singapore. For Institutional and Accredited Investors only.

South Africa—Issued in South Africa by T. Rowe Price International Ltd (TRPIL), 60 Queen Victoria Street, London, EC4N 4TZ, is an authorised financial services provider under the Financial Advisory and Intermediary Services Act, 2002 (Financial Services Provider (FSP) Licence Number 31935), authorised to provide "intermediary services" to South African Investors. TRPIL's Complaint Handling Procedures are available to clients upon request. The Financial Advisory and Intermediary Services Act Ombud in South Africa deals with complaints from clients against FSPs in relation to the specific services rendered by FSPs. The contact details are noted below: Telephone: +27 12 762 5000, Web: www.faisombud.co.za, Email: info@faisombud.co.za

Switzerland—Issued in Switzerland by T. Rowe Price (Switzerland) GmbH, Talstrasse 65, 6th Floor, 8001 Zurich, Switzerland. For Qualified Investors only.

Taiwan—This does not provide investment advice or recommendations. Nothing in this material shall be considered a solicitation to buy, or an offer to sell, a security, or any other product or service, to any person in the Republic of China.

Thailand—This material has not been and will not be filed with or approved by the Securities Exchange Commission of Thailand or any other regulatory authority in Thailand. The material is provided solely to "institutional investors" as defined under relevant Thai laws and regulations. No distribution of this material to any member of the public in Thailand is permitted. Nothing in this material shall be considered a provision of service, or a solicitation to buy, or an offer to sell, a security, or any other product or service, to any person where such provision, offer, solicitation, purchase or sale would be unlawful under relevant Thai laws and regulations.

UK—This material is issued and approved by T. Rowe Price International Ltd, 60 Queen Victoria Street, London, EC4N 4TZ which is authorised and regulated by the UK Financial Conduct Authority. For Professional Clients only.

USA—Issued in the USA by T. Rowe Price Associates, Inc., 100 East Pratt Street, Baltimore, MD, 21202, which is regulated by the U.S. Securities and Exchange Commission. For Institutional Investors only.

© 2023 T. Rowe Price. All Rights Reserved. T. ROWE PRICE, INVEST WITH CONFIDENCE, and the Bighorn Sheep design are, collectively and/or apart, trademarks of T. Rowe Price Group, Inc.