



# Global Asset Allocation: The View From the UK

October 2022

## 1 Market Perspective



- The global economic outlook remains uncertain as central banks balance reining in high inflation against a weakening growth backdrop.
- The US Federal Reserve (Fed) reinforced its commitment to bring down inflation, recently raising its projected rates path at the risk of economic pain. Energy-driven inflation gives the European Central Bank (ECB) a more challenging task amid a divergence in fiscal flexibility across the European Union's members. The Bank of England is caught between battling high inflation and bond market volatility impacting its pension system, forcing a temporary pivot back to quantitative easing.
- Several central banks, including the Bank of Japan (BoJ), are being forced to tap in to reserves to defend their currencies against a persistently strong US dollar, while China continues to try to bolster growth through supportive policies as it aims to contain the spread of the coronavirus.
- Key risks to global markets include central bank missteps, persistent inflation, potential for a sharper slowdown in global growth, China's balance between containing the coronavirus and growth and geopolitical tensions.

## 2 Portfolio Positioning

As of 30 September 2022



- We moderated our underweight to stocks, taking advantage of recent weakness and more attractive valuations; however, we remain broadly cautious on equities given aggressive central bank tightening and a moderating outlook for growth and earnings.
- We added to cash given continued risk of higher rates weighing on bonds, while cash offers safety and more attractive yields given the push higher in short-term policy interest rates.
- Within equities, we are nearly balanced between value and growth. The slowing growth backdrop is unfavourable for cyclicals, while higher rates weigh on growth-oriented equities.
- Within fixed income, we remain overweight government bonds as a risk-off hedge to equities and relatively more attractive yield levels. Elsewhere in fixed income, we remain constructive on sovereign emerging market debt based on attractive yields and still supportive fundamentals.

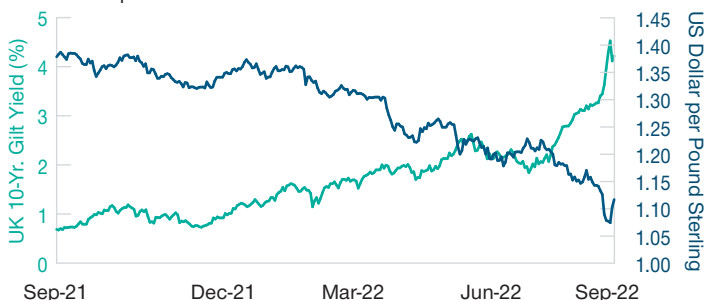
## 3 Market Themes

### 'Pound-ed'

Markets ended the third quarter rattled by news that the UK central bank temporarily pivoted back into quantitative easing to fend off a potential disaster for the UK pension system following a spike in rates. This comes at the same time the bank has been raising policy rates and moving toward quantitative tightening to fight record-high inflation, led by shortage-driven energy prices. Worries spread quickly through the UK gilt markets—already weighed upon by threats of new supply to fund Prime Minister Liz Truss' fiscal spending plans—on concerns pensions would be forced sellers of gilts to meet margin calls. In synch with the bond sell-off, the British pound extended its slide to record-low levels against the US dollar. The chaos in financial markets and sell-off in the pound could spell disaster for the UK's central bank as it tries to rein in inflation and navigate fiscal spending, all while avoiding a collapse in UK pension system. The UK's woes are not unique in the current environment. Aggressive central bank tightening, led by the Fed, is pressuring currencies across developed and emerging markets (EMs), pushing imports inflation higher and bleeding currency reserves. Fragilities are becoming more evident as the Fed keeps on its aggressive path, leaving other markets increasingly vulnerable to getting pounded.

### UK Sell-Off

As of 30 September 2022



Past performance is not a reliable indicator of future performance.

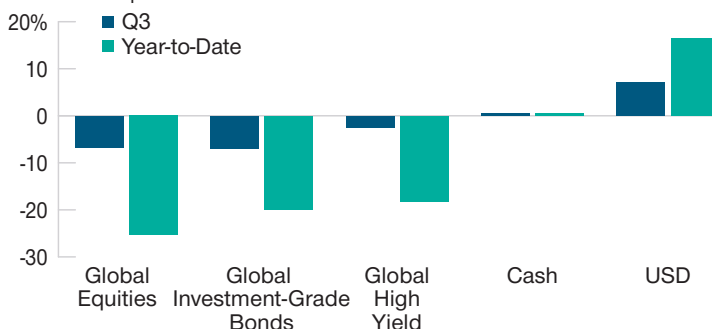
Source: Bloomberg Finance L.P. Indices: Global Equities—MSCI AC World; Global Investment-Grade Bonds—Bloomberg Global Aggregate; Global High Yield—Bloomberg Global High Yield; Cash—Bloomberg 3-Month T-Bill; USD—ICE US Dollar (DXY). See additional disclosures.

### Anywhere to Hide?

Hopes for a continuation of the summer rally off the June lows were dashed in the back half of the third quarter. The inflection lower in risk assets coincided with Fed Chairman Jerome Powell's late-August speech in Jackson Hole, Wyoming, where he pledged a continuation of aggressive policy to beat back inflation. Market participants that had been awaiting a hint of a 'pivot' or a least a slowdown to wait and see the data were sadly disappointed. Still-strong reports on inflation and worries about collapsing currencies abroad further weighed on sentiment. Outside of cash and the US dollar, both risky and safe-haven assets steepened their declines over the quarter, leaving global equities down 25% year to date and global bonds not far behind, down nearly 20%. While there have been few places for investors to hide this year, some segments of the market are becoming more attractive. Amongst those are high yield bonds that now yield near 10%, providing a more balanced risk-to-reward entry point and with yield levels that have historically delivered attractive forward returns. While the risk of recession remains elevated and inflation has yet to be tamed, high yield fundamentals remain strong relative to history and could provide an attractive hideout and reasonable compensation for risks.

### Cross-Asset Returns

As of 30 September 2022





## REGIONAL BACKDROP

---

### Positives

---

#### United Kingdom

- Tax cuts and energy cap will partially offset mortgage and energy shocks to household finances
- The labour market remains strong
- Energy price cap implies a temporary return to inflation target by the end of 2023

### Negatives

---

- The Bank of England will raise interest rates to high levels
- Consumer confidence is very weak, pointing to a risk of recession with energy concerns compounding downside economic risks
- A recession and house price weakness next year appear likely

#### Developed Europe

- Fiscal spending likely to increase
- Very attractive equity valuations

- Recession risk is very high
- Industrial production will be curtailed by energy shortages
- ECB is tightening
- Sovereign debt risks are rising
- Limited long-term catalysts for earnings growth

#### United States

- Strong corporate and consumer balance sheets
- Resilient labour market
- Supply chain issues improving rapidly

- Persistently high inflation
  - Restrictive monetary policy
  - Challenging environment for earnings
-

## Positives

- Japan**
- Japanese earnings remain healthy
  - The policy setting remains accommodative
  - The Japanese yen is cheap, helping the export sector

**Asia Pacific  
ex-Japan**

- Bad news is seen as good news, with the economic slowdown in China implying further stimulus support
- China company valuations remain undemanding with solid earnings growth being forecast in the next 12 months
- In Australia, consumer spending remains healthy despite headwinds. Consensus expects the Reserve Bank of Australia to moderate the pace of tightening going forward, reducing pressure on rising yields

**Emerging  
Markets**

- Chinese authorities are easing monetary, regulatory and credit conditions
- Equity valuations are attractive relative to the US
- COVID concerns have decreased

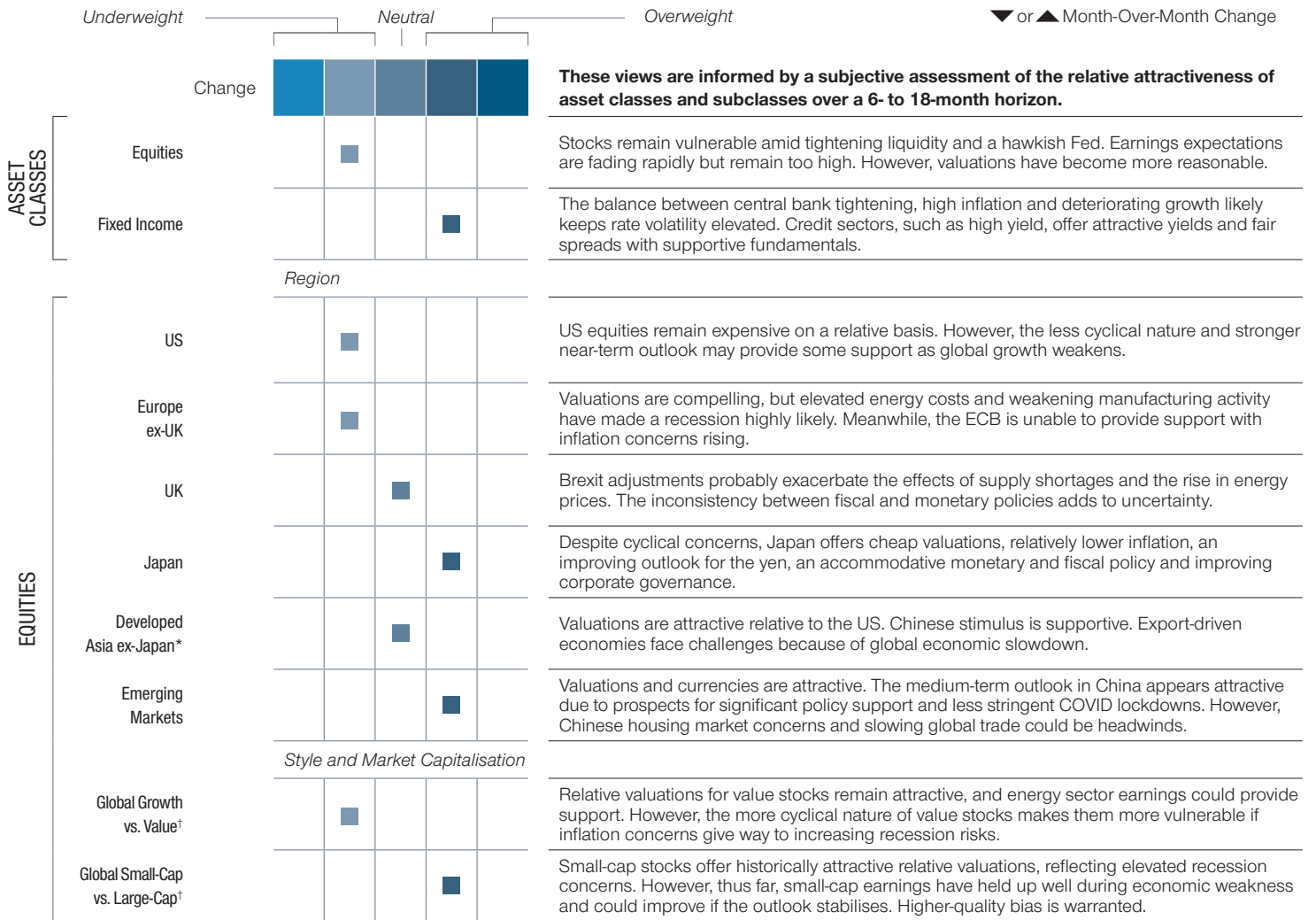
## Negatives

- Leading economic indicators continue to be weak
- Inflation is pushing investors to question the BoJ's commitment to its yield curve control policy
- The global slowdown is a concern for the export-heavy stock market

- Risks of renewed mobility restrictions in China are increasing with the coronavirus spreading in certain provinces
- Investors are waiting for outcomes of the upcoming Communist Party congress for further clarity on the future economic priorities
- In Australia, expectations for future earnings are becoming more cautious to reflect weakening economic momentum. The housing market has peaked as evidenced by prices/activity levels

- Global trade volumes are slowing
- Chinese housing concerns have impacted industrial activity
- Geopolitical risks are elevated
- Chinese regulatory actions are weighing on confidence

Past performance is not a reliable indicator of future performance.



**Past performance is not a reliable indicator of future performance.**

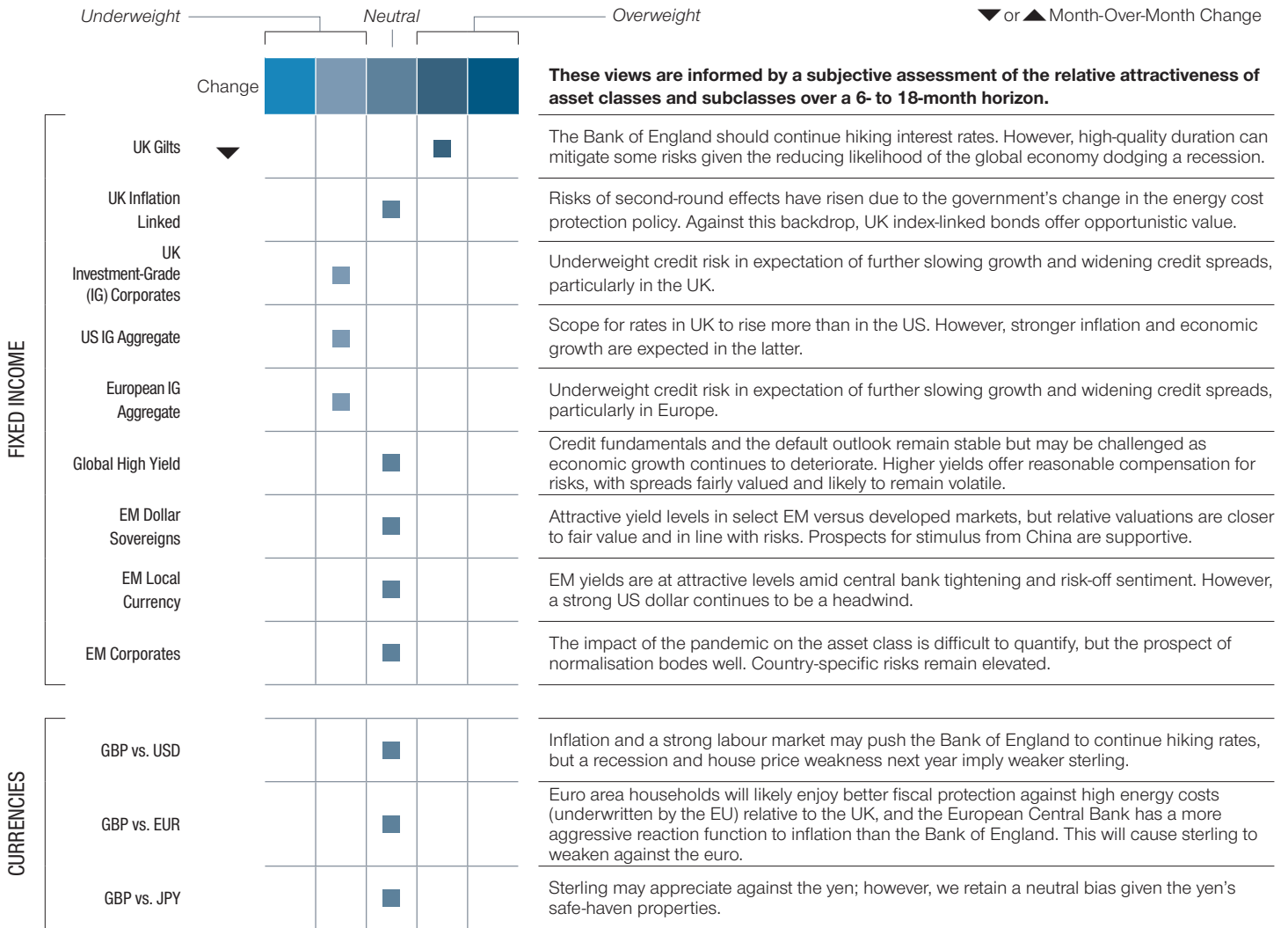
\* Includes Australia.

† For pairwise decisions in style and market capitalisation, positioning within boxes represents positioning in the first-mentioned asset class relative to the second asset class.



# UK INVESTMENT COMMITTEE POSITIONING

As of 30 September 2022



### Past performance is not a reliable indicator of future performance.

The specific securities identified and described are for informational purposes only and do not represent recommendations.



## UK INVESTMENT COMMITTEE



**Quentin Fitzsimmons**  
Senior Portfolio Manager, Fixed Income Division



**Andrew Keirle**  
Portfolio Manager, Emerging Markets Local Currency Bonds



**Yoram Lustig**  
Head of Multi-Asset Solutions, EMEA



**Tobias Mueller**  
Portfolio Manager, Equity Division



**Ken Orchard**  
Senior Portfolio Manager, Fixed Income Division



**David Stanley**  
Portfolio Manager, European Corporate Bonds



**Toby Thompson**  
Portfolio Manager, Multi-Asset Division



**Mitchell Todd**  
Portfolio Manager, Equity Division



**Michael Walsh**  
Solutions Strategist, EMEA



**Tomasz Wieladek**  
International Economist



**Lowell Yura**  
Head of Multi-Asset Solutions, North America

## INVEST WITH CONFIDENCE™

T. Rowe Price focuses on delivering investment management excellence that investors can rely on—now and over the long term.

# T.RowePrice®

### Additional Disclosures

“Bloomberg®” and Bloomberg Indices are service marks of Bloomberg Finance L.P. and its affiliates, including Bloomberg Index Services Limited (“BISL”), the administrator of the index (collectively, “Bloomberg”) and have been licensed for use for certain purposes by T. Rowe Price. Bloomberg is not affiliated with T. Rowe Price, and Bloomberg does not approve, endorse, review, or recommend this product. Bloomberg does not guarantee the timeliness, accurateness, or completeness of any data or information relating to this product.

Source: MSCI. MSCI and its affiliates and third party sources and providers (collectively, “MSCI”) makes no express or implied warranties or representations and shall have no liability whatsoever with respect to any MSCI data contained herein. The MSCI data may not be further redistributed or used as a basis for other indices or any securities or financial products. This report is not approved, reviewed, or produced by MSCI. Historical MSCI data and analysis should not be taken as an indication or guarantee of any future performance analysis, forecast or prediction. None of the MSCI data is intended to constitute investment advice or a recommendation to make (or refrain from making) any kind of investment decision and may not be relied on as such.

### Important Information

**This material is being furnished for general informational and/or marketing purposes only.** This material is being furnished for general informational purposes only. The material does not constitute or undertake to give advice of any nature, including fiduciary investment advice, nor is it intended to serve as the primary basis for an investment decision. Prospective investors are recommended to seek independent legal, financial and tax advice before making any investment decision. T. Rowe Price group of companies including T. Rowe Price Associates, Inc. and/or its affiliates receive revenue from T. Rowe Price investment products and services. **Past performance is not a reliable indicator of future performance.** The value of an investment and any income from it can go down as well as up. Investors may get back less than the amount invested.

The material does not constitute a distribution, an offer, an invitation, a personal or general recommendation or solicitation to sell or buy any securities in any jurisdiction or to conduct any particular investment activity. The material has not been reviewed by any regulatory authority in any jurisdiction.

Information and opinions presented have been obtained or derived from sources believed to be reliable and current; however, we cannot guarantee the sources' accuracy or completeness. There is no guarantee that any forecasts made will come to pass. The views contained herein are as of the date written and are subject to change without notice; these views may differ from those of other T. Rowe Price group companies and/or associates. Under no circumstances should the material, in whole or in part, be copied or redistributed without consent from T. Rowe Price.

The material is not intended for use by persons in jurisdictions which prohibit or restrict the distribution of the material and in certain countries the material is provided upon specific request.

It is not intended for distribution to retail investors in any jurisdiction.

**DIFC**—Issued in the Dubai International Financial Centre by T. Rowe Price International Ltd which is regulated by the Dubai Financial Services Authority as a Representative Office. For Professional Clients only.

**EEA**—Unless indicated otherwise this material is issued and approved by T. Rowe Price (Luxembourg) Management S.à r.l. 35 Boulevard du Prince Henri L-1724 Luxembourg which is authorised and regulated by the Luxembourg Commission de Surveillance du Secteur Financier. For Professional Clients only.

**Switzerland**—Issued in Switzerland by T. Rowe Price (Switzerland) GmbH, Talstrasse 65, 6th Floor, 8001 Zurich, Switzerland. For Qualified Investors only.

**UK**—This material is issued and approved by T. Rowe Price International Ltd, 60 Queen Victoria Street, London, EC4N 4TZ which is authorised and regulated by the UK Financial Conduct Authority. For Professional Clients only.

© 2022 T. Rowe Price. All Rights Reserved. T. ROWE PRICE, INVEST WITH CONFIDENCE, and the Bighorn Sheep design are, collectively and/ or apart, trademarks of T. Rowe Price Group, Inc.