



China Market Outlook 2023

“What should be” versus “What is likely to happen”

December 2022

KEY INSIGHTS

- Since the Party Congress, China has announced a significant easing in its zero-COVID restrictions and more measures to stabilize residential property, which is encouraging.
- China is at a different stage of its business cycle compared with other economies and has room to ease policy as inflation remains low.
- With institutional holdings the lowest they have been in five years and valuations far below average, the risk/reward ratio for Chinese equities is favorable.



Wenli Zheng

*Portfolio Manager,
China Evolution Equity Strategy*

The Chinese Communist Party (CCP) Congress in October has led to meaningful volatility for China equities (Figure 1). Investors each have their own political views and a belief of how things should be. The Congress has shown further consolidation of power for President Xi Jinping, which came as a surprise to many. It's therefore understandable why people have concerns over the future direction of China.

However, as investors, we think it is critical to separate one's political views from investment decisions. Investing is all about analyzing “what is likely to happen,” then adapting and positioning accordingly to construct a portfolio with a favorable risk/reward ratio.

Since the October Congress, the government has gotten its act together to address the two key issues that have dragged China's economy and market lower over the past 18 months. First,

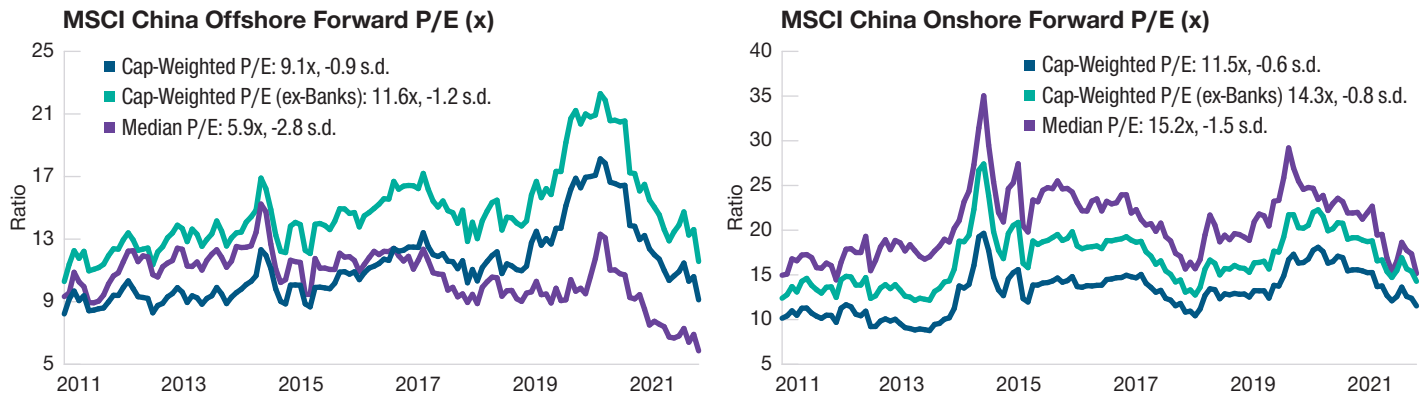
there is a clear pivot to COVID policy and better visibility on an exit strategy. Second, the 16 measures supporting property may help set a floor for the industry. At the same time, China's leaders have a full agenda, meeting foreign leaders to reset and stabilize the geopolitical situation.

COVID: Preparing for Reopening in 2023

China's zero-COVID policy was a success in 2020 and 2021, which resulted in a stable economy while keeping the number of infections low. However, coming into 2022, Omicron brought new challenges. A cost/benefit analysis of the zero-COVID strategy (ZCS) started to shift to the negative side, especially since the strict Shanghai lockdown, which began on February 28 and did not end until August 7. In 2022, the ZCS has led to suppressed consumer demand, high unemployment, and weak business investment.

China Stocks Are Historically Cheap, Offshore and Onshore

(Fig. 1) Forward P/E ratio with and without Chinese banks



As of September 30, 2022. **Past performance is not a reliable indicator of future performance. Actual outcomes may differ materially from estimates.**
 s.d. = Standard Deviation.
 Sources: Bloomberg Finance L.P. and MSCI (see Additional Disclosures).

However, we think the announcement of “20 measures” on November 11 followed by more substantive relaxation measures on December 7 signals a clear turn in China’s zero COVID policy. We believe China is ready to move on from its zero-COVID policy and has embarked on the path to reopening, though the journey could be disruptive and chaotic, with possible zigzags on the way. We also think the issue is likely to be largely behind us a couple of quarters from now, enabling China to return to its potential

growth path. Higher-frequency data should be the first to improve. In October, domestic flights were down 62% year on year, subway passenger revenues fell 20% year on year, and cinema takings were down 72% year on year.¹

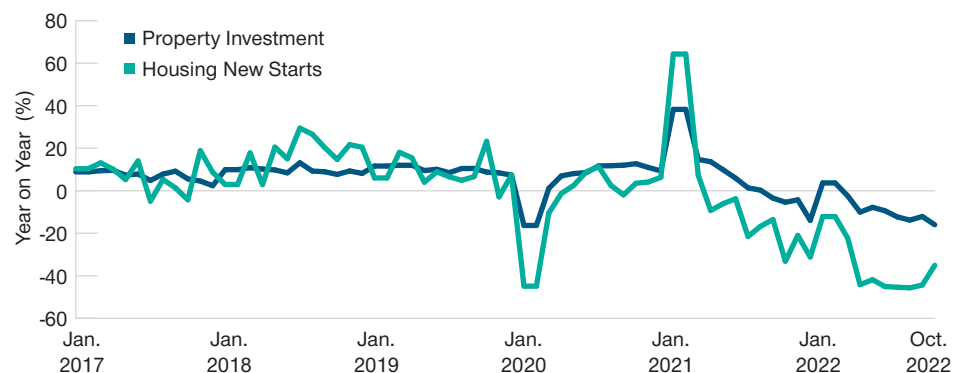
Property Sector: From “I Shaped” to “L Shaped”

China’s property market has declined sharply in 2022, with sales down 33%² from their peak in the fourth quarter of

“We think that China is on the path to reopening....”

China Property Sector Close to Bottoming

(Fig. 2) Housing new starts and property fixed asset investment



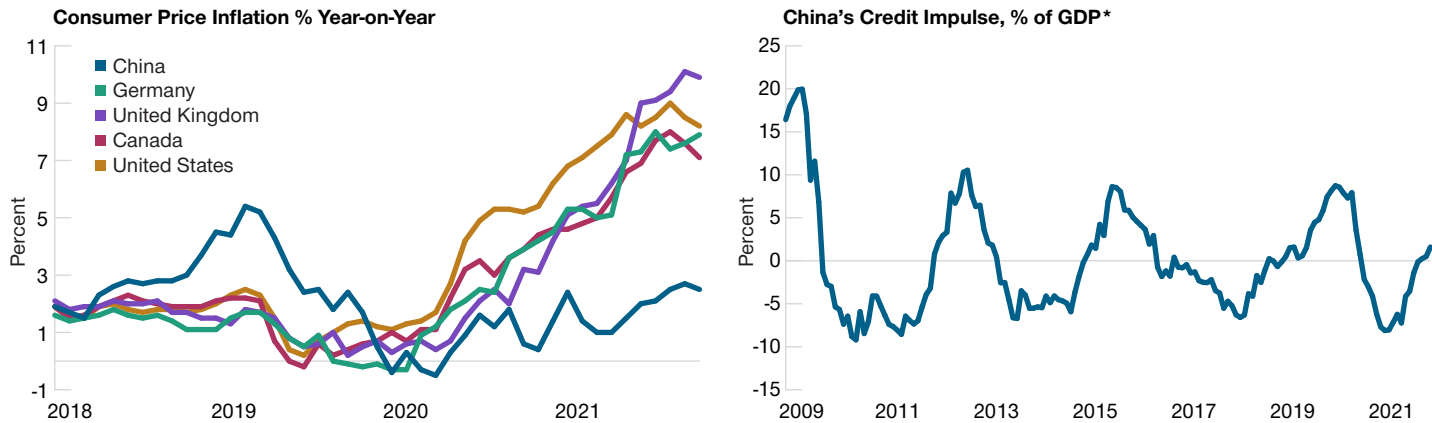
As of October 31, 2022.
 Source: Macquarie Desk Strategy, China Macro, November 13, 2022.

¹ Figures from Macquarie, State of China’s Economy, November 6, 2022.

² Source: *Societe Generale*, “On Our Minds – China,” Michelle Lam and Wei Yao, November 3, 2022.

China: A Different Stage of the Credit Cycle

(Fig. 3) Less inflation, more room for credit growth



As of August 31, 2022.

*Credit impulse equals annual change in new credit expressed as a share of GDP.

Sources: CEIC, PBoC, Morgan Stanley Research, FactSet Research.

2020 and housing new starts down 37.8%³ in the first 10 months of 2022. Among China's top 100 developers, over 90% are in a distressed situation, with bonds trading below 70 cents on the dollar. However, post-Congress we have seen more coordinated efforts to support the sector.⁴

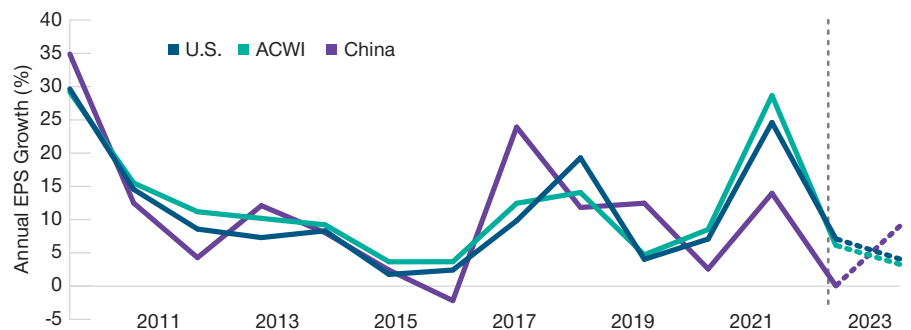
Property is critical to China's economy, contributing 10% to gross domestic product directly in 2021, or 25%⁵ if we include property-related supply chains.

We think that China's property market has passed its peak and that long-term demand will probably be around half of the 2021 figure. However, a steep decline has already happened in 2022 (Figure 2). We don't expect a V-shaped recovery in property but would expect to see a more stable situation in 2023.

The residential property slowdown will inevitably lead to slower economic growth for China over the next several years compared with the pre-pandemic trend.

China Earnings Expected to Rebound in 2023 as U.S. and Global Earnings Slow

(Fig. 4) Year-on-year trailing EPS growth plus consensus forecasts



As of November 23, 2022. 2022 and 2023 values are consensus forecasts. **Past performance is not a reliable indicator of future performance. Actual outcomes may differ materially from estimates.**

Sources: DataStream, FactSet, I/B/E/S, MSCI, Goldman Sachs Global Investment Research.

³ Source: *Global Times*, November 15, 2022.

⁴ Source: *The Straits Times*, November 23, 2022.

⁵ Source: Rogoff and Yang, IMF WP 2022/196, 2022.

“China’s supply chain strength is robust despite all the concerns of decoupling.

“...China has room to ease as inflation remains moderate.

However, by proactively addressing the issues in property, it helps China to solve many structural problems and drive more sustainable growth in the longer term.

Geopolitics: China Remains an Essential Part of the Global Supply Chain

China’s supply chain strength is robust despite all the concerns on decoupling. Foreign direct investment into China has increased by about 20% year-to-date in 2022. China’s manufacturing capex in 2021 accounted for over 60% of the global total, and manufacturing output accounted for 30% of the global total, record-high percentage shares in both cases.

China has lost share in labor-intensive industries such as apparel, furniture, and electronics assembly. On the other hand, has been quickly gaining share in technology-intensive areas like auto, equipment, electronic components, etc. China’s demographics has turned from tailwind to headwind, but its education/engineering dividend is just starting. Annual new STEM (science, technology, engineering, and mathematics) graduates in China are higher than for OECD (Organization For Economic Cooperation and Development) countries combined.

We do see selective decoupling happening in strategic high-tech industries, such as leading-edge semiconductors, biotech, and potentially electric vehicles also. That may slow down China’s development in certain areas, such as high-performance computing, Artificial Intelligence, etc. On the other hand, the concerns on supply chain security have helped to accelerate local substitution in power, semiconductors, analog, and medical devices, etc.

Business Cycle at Unique Stage vs. Other Major Economies

China is currently at a very different stage of its business cycle compared with other

major economies (Figure 3). While other major economies are tightening to fight decade-high inflation, China has room to ease as inflation remains moderate. The divergence in inflation is the result of the different response to the pandemic. China’s priority during COVID was to protect supply, while consumer demand and employment remained weak.

The stable inflation outlook provides a favorable backdrop for liquidity. If we take the credit impulse as an indicator of China’s monetary cycle, the People’s Bank of China started to tighten in mid-2020 as the economy recovered strongly from the initial COVID lockdown. That was part of the reason for the slowdown we have been seeing in the economy over the past 18 months. The credit cycle turned at the beginning of 2022 when China began to loosen at the margin. But monetary policy has not flowed through to the real economy because of the extended COVID lockdowns as well as the property market correction. As both of these issues are expected to improve in 2023, the credit multiplier is likely to strengthen.

Investment Outlook

The past 18 months have been challenging for investors in Chinese equities. However, we have seen early signs of things turning around. With institutional holdings the lowest they have been in over five years and cyclically-adjusted valuations far below average (Figure 1), the risk/reward ratio is favorable.

China’s corporate profits were suppressed in 2022 due to COVID and the property decline. However, we think they might have troughed. Consensus is expecting China’s 2023 earnings per share (EPS) growth to accelerate to 10% from 2% in 2022⁶ (Figure 4). On the other hand, global EPS growth (MSCI ACWI) is expected to decelerate from 7.5% in 2022 to 3.7% in 2023.⁷

⁶Source: GS China Weekly Kickstart, November 18, 2022.

⁷Source: GS Global Weekly Kickstart, November 21, 2022.

“...we have maintained a well-balanced, diversified portfolio to navigate the market volatility.”

A Well-Balanced and Flexible Portfolio

In view of the considerable uncertainties in 2022, we have maintained a well-balanced, diversified portfolio to navigate the market volatility. Themes that we are following closely include:

- Best growth assets in China that emerge stronger from the economic downturn, in our view. Examples include online recruitment, shopping mall operators, and hotel chains. COVID has been a significant headwind for them in 2022, but we expect a good setup for 2023/2024.
- Businesses with idiosyncratic drivers that are doing well despite the weak macro environment, such as auto

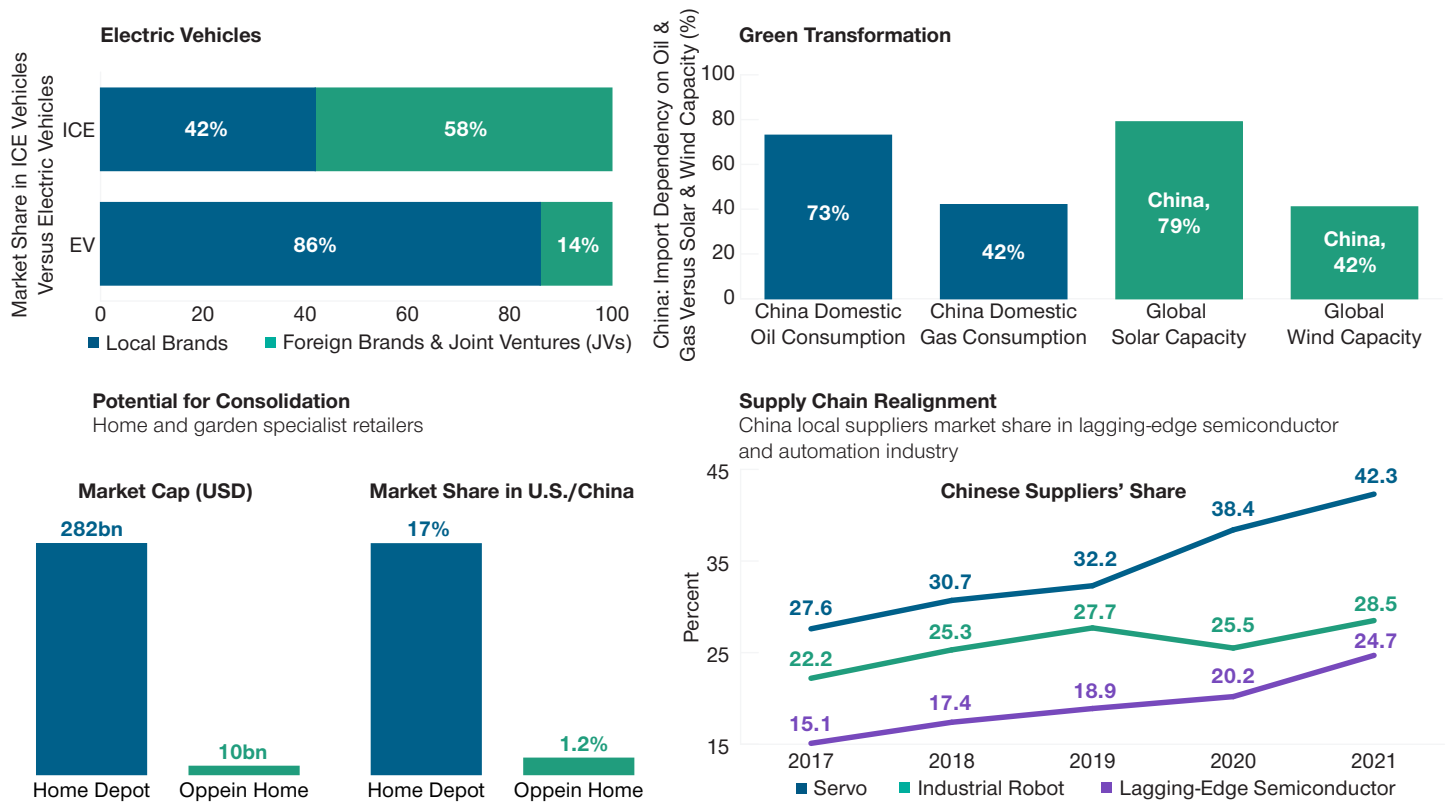
parts and industrial companies levered to energy transition, shipbuilding, oil field services, etc.

- Defensive businesses with a historically attractive total return and improving outlook in 2023. That includes GARP “growth at a reasonable price and yield” and value names in consolidating industries.

With better visibility on COVID and property in 2023, we expect various domestic-related sectors—including consumer discretionary, business service, recruiting, advertising, etc.—to accelerate. These are areas where we tend to find some very strong business models. We expect to find more attractive opportunities in these areas as the economy improves.

China: Where We See the Opportunities in 2023

(Fig. 5) No shortage of key investment themes



As of September 30, 2022. For illustrative purposes only. These charts are not intended to be investment advice or a recommendation to take any particular investment action. Using latest available data.

Sources: Goldman Sachs, SolarZoom, CPIA, Jefferies estimates, Credit Suisse, SMIC, Hua Hong, TSMC, MIR Databank, T. Rowe Price analysis, and Euromonitor database. ICE = internal combustion engine. ICE vehicles are conventional vehicles powered solely by an internal combustion engine.

The specific securities identified and described are provided for informational purposes only and do not represent recommendations.

Additional Disclosure

Source: MSCI. MSCI and its affiliates and third party sources and providers (collectively, "MSCI") makes no express or implied warranties or representations and shall have no liability whatsoever with respect to any MSCI data contained herein. The MSCI data may not be further redistributed or used as a basis for other indices or any securities or financial products. This report is not approved, reviewed, or produced by MSCI. Historical MSCI data and analysis should not be taken as an indication or guarantee of any future performance analysis, forecast or prediction. None of the MSCI data is intended to constitute investment advice or a recommendation to make (or refrain from making) any kind of investment decision and may not be relied on as such.

T. Rowe Price focuses on delivering investment management excellence that investors can rely on—now and over the long term.

T.RowePrice[®]

Important Information

This material is being furnished for general informational and/or marketing purposes only. The material does not constitute or undertake to give advice of any nature, including fiduciary investment advice, nor is it intended to serve as the primary basis for an investment decision. Prospective investors are recommended to seek independent legal, financial and tax advice before making any investment decision. T. Rowe Price group of companies including T. Rowe Price Associates, Inc. and/or its affiliates receive revenue from T. Rowe Price investment products and services. **Past performance is not a reliable indicator of future performance.** The value of an investment and any income from it can go down as well as up. Investors may get back less than the amount invested.

The material does not constitute a distribution, an offer, an invitation, a personal or general recommendation or solicitation to sell or buy any securities in any jurisdiction or to conduct any particular investment activity. The material has not been reviewed by any regulatory authority in any jurisdiction.

Information and opinions presented have been obtained or derived from sources believed to be reliable and current; however, we cannot guarantee the sources' accuracy or completeness. There is no guarantee that any forecasts made will come to pass. The views contained herein are as of the date written and are subject to change without notice; these views may differ from those of other T. Rowe Price group companies and/or associates. Under no circumstances should the material, in whole or in part, be copied or redistributed without consent from T. Rowe Price.

The material is not intended for use by persons in jurisdictions which prohibit or restrict the distribution of the material and in certain countries the material is provided upon specific request. It is not intended for distribution to retail investors in any jurisdiction.

Australia—Issued in Australia by T. Rowe Price Australia Limited (ABN: 13 620 668 895 and AFSL: 503741), Level 50, Governor Phillip Tower, 1 Farrer Place, Suite 50B, Sydney, NSW 2000, Australia. For Wholesale Clients only.

Brunei—This material can only be delivered to certain specific institutional investors for informational purpose only. Any strategy and/or any products associated with the strategy discussed herein has not been authorised for distribution in Brunei. No distribution of this material to any member of the public in Brunei is permitted.

Canada—Issued in Canada by T. Rowe Price (Canada), Inc. T. Rowe Price (Canada), Inc.'s investment management services are only available to Accredited Investors as defined under National Instrument 45-106. T. Rowe Price (Canada), Inc. enters into written delegation agreements with affiliates to provide investment management services.

DIFC—Issued in the Dubai International Financial Centre by T. Rowe Price International Ltd which is regulated by the Dubai Financial Services Authority as a Representative Office. For Professional Clients only.

EEA—Unless indicated otherwise this material is issued and approved by T. Rowe Price (Luxembourg) Management S.à.r.l. 35 Boulevard du Prince Henri L-1724 Luxembourg which is authorised and regulated by the Luxembourg Commission de Surveillance du Secteur Financier. For Professional Clients only.

Hong Kong—Issued in Hong Kong by T. Rowe Price Hong Kong Limited, 6/F, Chater House, 8 Connaught Road Central, Hong Kong. T. Rowe Price Hong Kong Limited is licensed and regulated by the Securities & Futures Commission. For Professional Investors only.

Indonesia—This material is intended to be used only by the designated recipient to whom T. Rowe Price delivered; it is for institutional use only. Under no circumstances should the material, in whole or in part, be copied, redistributed or shared, in any medium, without prior written consent from T. Rowe Price. No distribution of this material to members of the public in any jurisdiction is permitted.

Korea—This material is intended only to Qualified Professional Investors. Not for further distribution.

Mainland China—This material is provided to qualified investors only. No invitation to offer, or offer for, or sale of, the shares will be made in the mainland of the People's Republic of China ("Mainland China", not including the Hong Kong or Macau Special Administrative Regions or Taiwan) or by any means that would be deemed public under the laws of the Mainland China. The information relating to the strategy contained in this material has not been submitted to or approved by the China Securities Regulatory Commission or any other relevant governmental authority in the Mainland China. The strategy and/or any product associated with the strategy may only be offered or sold to investors in the Mainland China that are expressly authorized under the laws and regulations of the Mainland China to buy and sell securities denominated in a currency other than the Renminbi (or RMB), which is the official currency of the Mainland China. Potential investors who are resident in the Mainland China are responsible for obtaining the required approvals from all relevant government authorities in the Mainland China, including, but not limited to, the State Administration of Foreign Exchange, before purchasing the shares. This document further does not constitute any securities or investment advice to citizens of the Mainland China, or nationals with permanent residence in the Mainland China, or to any corporation, partnership, or other entity incorporated or established in the Mainland China.

Malaysia—This material can only be delivered to specific institutional investor. This material is solely for institutional use and for informational purposes only. This material does not provide investment advice or an offering to make, or an inducement or attempted inducement of any person to enter into or to offer to enter into, an agreement for or with a view to acquiring, disposing of, subscribing for or underwriting securities. Nothing in this material shall be considered a making available of, solicitation to buy, an offering for subscription or purchase or an invitation to subscribe for or purchase any securities, or any other product or service, to any person in any jurisdiction where such offer, solicitation, purchase or sale would be unlawful under the laws of Malaysia.

New Zealand—Issued in New Zealand by T. Rowe Price Australia Limited (ABN: 13 620 668 895 and AFSL: 503741), Level 50, Governor Phillip Tower, 1 Farrer Place, Suite 50B, Sydney, NSW 2000, Australia. No Interests are offered to the public. Accordingly, the Interests may not, directly or indirectly, be offered, sold or delivered in New Zealand, nor may any offering document or advertisement in relation to any offer of the Interests be distributed in New Zealand, other than in circumstances where there is no contravention of the Financial Markets Conduct Act 2013.

Philippines—ANY STRATEGY AND/ OR ANY SECURITIES ASSOCIATED WITH THE STRATEGY BEING DISCUSSED HEREIN HAVE NOT BEEN REGISTERED WITH THE SECURITIES AND EXCHANGE COMMISSION UNDER THE SECURITIES REGULATION CODE. ANY FUTURE OFFER OR SALE OF THE STRATEGY AND/ OR ANY SECURITIES IS SUBJECT TO REGISTRATION REQUIREMENTS UNDER THE CODE, UNLESS SUCH OFFER OR SALE QUALIFIES AS AN EXEMPT TRANSACTION.

Singapore—Issued by T. Rowe Price Singapore Private Ltd. (UEN: 201021137E), 501 Orchard Rd, #10-02 Wheelock Place, Singapore 238880. T. Rowe Price Singapore Private Ltd. is licensed and regulated by the Monetary Authority of Singapore. For Institutional and Accredited Investors only.

South Africa—Issued in South Africa by T. Rowe Price International Ltd (TRPIL), 60 Queen Victoria Street, London, EC4N 4TZ, is an authorised financial services provider under the Financial Advisory and Intermediary Services Act, 2002 (Financial Services Provider (FSP) Licence Number 31935), authorised to provide "intermediary services" to South African Investors. TRPIL's Complaint Handling Procedures are available to clients upon request. The Financial Advisory and Intermediary Services Act Ombud in South Africa deals with complaints from clients against FSPs in relation to the specific services rendered by FSPs. The contact details are noted below: Telephone: +27 12 762 5000, Web: www.faisombud.co.za, Email: info@faisombud.co.za

Switzerland—Issued in Switzerland by T. Rowe Price (Switzerland) GmbH, Talstrasse 65, 6th Floor, 8001 Zurich, Switzerland. For Qualified Investors only.

Taiwan—This does not provide investment advice or recommendations. Nothing in this material shall be considered a solicitation to buy, or an offer to sell, a security, or any other product or service, to any person in the Republic of China.

Thailand—This material has not been and will not be filed with or approved by the Securities Exchange Commission of Thailand or any other regulatory authority in Thailand. The material is provided solely to "institutional investors" as defined under relevant Thai laws and regulations. No distribution of this material to any member of the public in Thailand is permitted. Nothing in this material shall be considered a provision of service, or a solicitation to buy, or an offer to sell, a security, or any other product or service, to any person where such provision, offer, solicitation, purchase or sale would be unlawful under relevant Thai laws and regulations.

UK—This material is issued and approved by T. Rowe Price International Ltd, 60 Queen Victoria Street, London, EC4N 4TZ which is authorised and regulated by the UK Financial Conduct Authority. For Professional Clients only.

USA—Issued in the USA by T. Rowe Price Associates, Inc., 100 East Pratt Street, Baltimore, MD, 21202, which is regulated by the U.S. Securities and Exchange Commission. For Institutional Investors only.

© 2022 T. Rowe Price. All Rights Reserved. T. ROWE PRICE, INVEST WITH CONFIDENCE, and the Bighorn Sheep design are, collectively and/or apart, trademarks of T. Rowe Price Group, Inc.