



# Strong Growth Now May Not Mitigate a Recession Next Year

Central bankers may have to rethink this key assumption.

November 2022

## KEY INSIGHTS

- Central bankers appear to believe that current growth momentum in Europe and the U.S. should provide some mitigation against a recession in 2023.
- However, an analysis of past recessions suggests a weak relationship between economic momentum and the severity of a subsequent recession.
- If central banks downgrade growth expectations, risk assets will likely underperform and the yield curve can be expected to flatten.

Current central bank policies seem to depend on the belief that growth momentum and robust labor markets in the U.S. and the eurozone should help to shield economies from a recession next year. Unfortunately, the reality is more complex than this.

In the first of a series of articles on recessions and recoveries, we examine the extent to which past economic performance can predict future outcomes.

## Two Types of Recession


Theoretically, there are two types of economic recession: a Hamilton recession (named after economist James D. Hamilton), where there is a permanent reduction in output from the pre-recession level, and a Friedman recession (named after economist Milton Friedman), where the loss of output is temporary and the output returns to the pre-recession level.

The patterns of recovery following these two types of recession, which we'll refer to as "Hamilton recoveries" and "Friedman recoveries," are very different (Figure 1).

We analyzed real gross domestic product (GDP) data in 68 previous developed market recessions and their subsequent recoveries, focusing, in particular, on whether the level of real GDP converged to the path that was implied by the pre-crisis economic growth trend. We discovered that during the vast majority of previous recessions, the level of real GDP remained permanently below the level that would have been achieved had the recession not occurred. In other words, the data clearly show that the majority of previous recoveries were Hamilton recoveries, with permanent effects on their output compared with before the recession. Notably, all of the deep recessions in developed markets were followed by Hamilton recoveries.



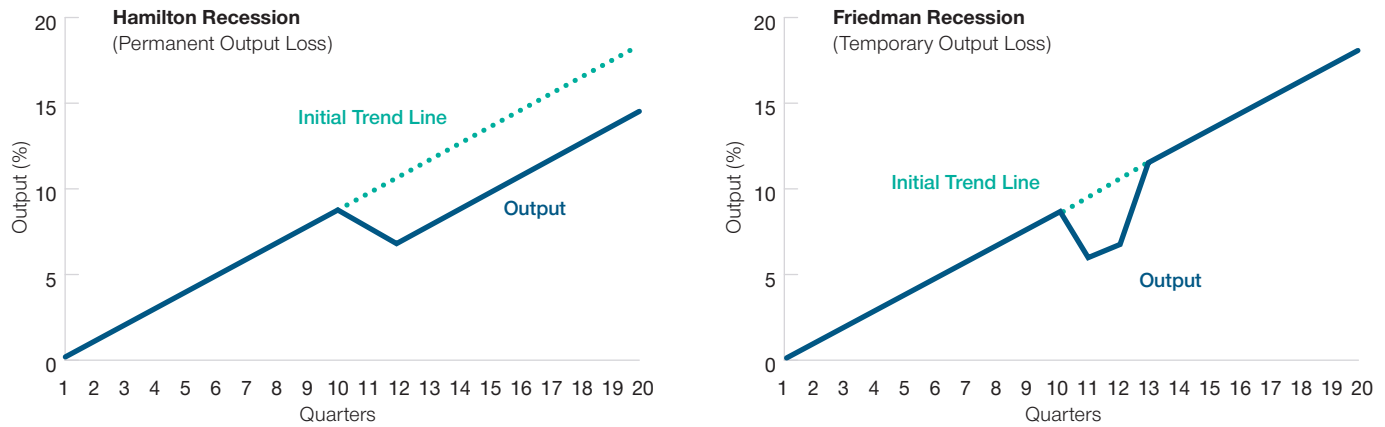
**Tomasz Wieladek**  
*Chief European Economist*



**Aadish Kumar**  
*International Economist*

## Hamilton and Friedman Recoveries Are Very Different

(Fig. 1) Hamilton recoveries have been common, Friedman recoveries have been very rare



For illustrative purposes only.

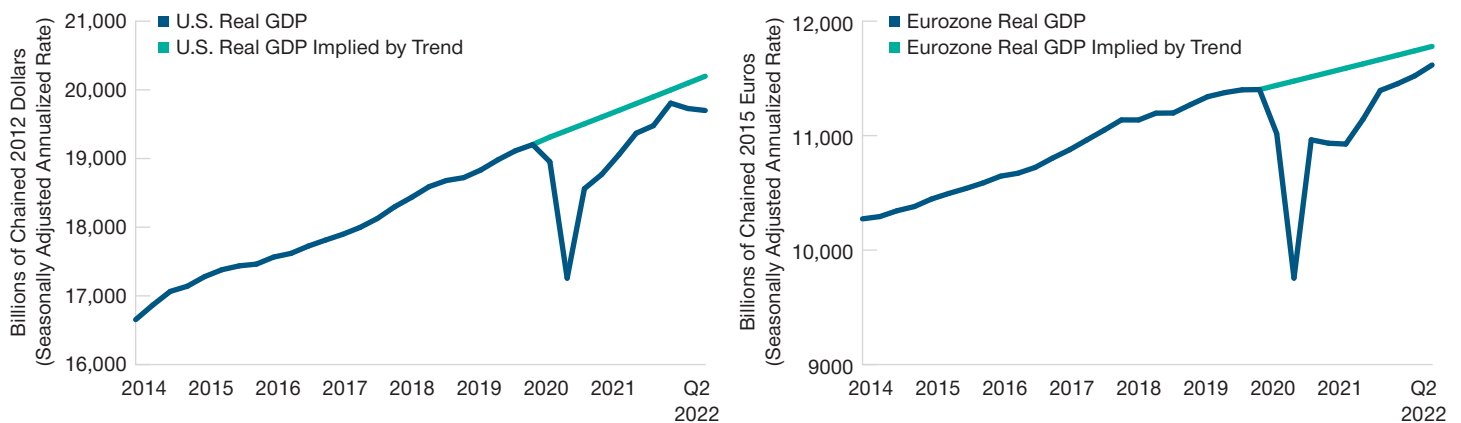
However, the current growth dynamics of both the eurozone and the U.S. more closely resemble Friedman than Hamilton recoveries. Growth momentum and labor markets have been strong in both economic areas—eurozone Q3 real GDP, for example, surprised consensus forecasts to the upside. As a result, the median Federal Open Market Committee (FOMC) member projects a growth rebound and a slightly rising unemployment rate

in 2023, despite a significant tightening in monetary conditions.<sup>1</sup> Similarly, the European Central Bank's current base-case scenario does not anticipate a 2023 recession for similar reasons.<sup>2</sup>

In a further analysis of previous developed market recessions and their subsequent recoveries, we examined whether growth momentum, defined as growth in the two years before the recession, is correlated

## The U.S. and Eurozone Appear to Be Undergoing Friedman Recoveries

(Fig. 2) Growth momentum has been strong in both regions



As of June 30, 2022.

Real = Inflation-Adjusted.

Sources: U.S. Bureau of Economic Analysis, Eurostat.

<sup>1</sup> Based on September 2022 FOMC projections.

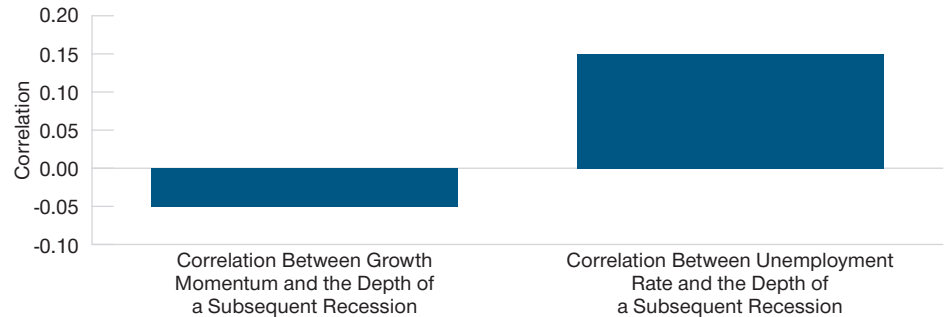
<sup>2</sup> Based on the ECB's September 2022 projection.

“...there is no statistically significant relationship between growth momentum and the depth of a subsequent recession.

— Tomasz Wieladek  
Chief European Economist

## The Correlation Between Growth Momentum and Subsequent Recession Depth Is Very Small

(Fig. 3) The correlation between the unemployment rate and subsequent recession depth is only slightly larger



Analysis as of September 30, 2022.

Sources: IMF/Haver Analytics and OECD. Analysis by T. Rowe Price. We analyzed 58 recessions and subsequent recoveries in 12 developed countries from December 1, 1948 to December 31, 2019.

with the subsequent depth of the recession. We also analyzed the relationship between the reduction in the unemployment rate in the two years prior to the recession and the depth of the subsequent recession. While we can make some inferences in both cases, these correlations were very low (Figure 3), indicating there is no statistically significant relationship between growth momentum and the depth of a subsequent recession.

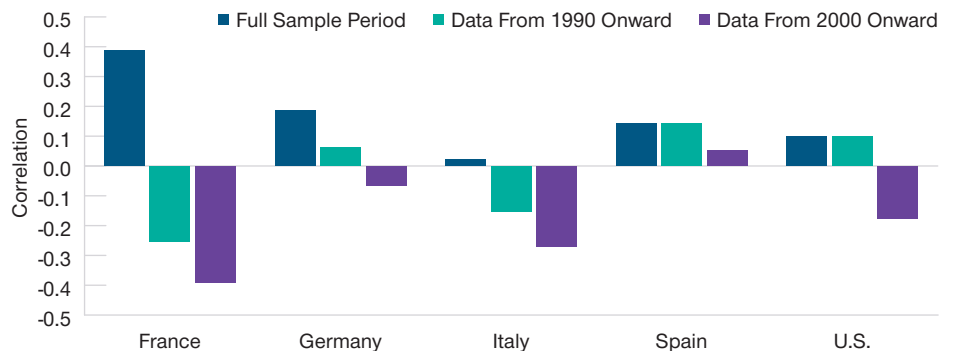
There are two important caveats to our analysis. First, the current recoveries in the U.S. and the eurozone are clearly

unusual by historical standards, so comparing them to previous recoveries may be of limited value. Second, our analysis so far has examined whether economic momentum can mitigate output loss during recessions; it does not show whether momentum could prevent a recession. To address these caveats, we considered the correlation of yearly GDP growth with the following year's GDP growth in the U.S. and major European economies (Figure 4).

Our analysis shows that the correlation between economic momentum from one period to another, whether prior to

## Strong Growth Today Has Low Predictive Power for the Future

(Fig. 4) GDP growth in consecutive periods was weakly correlated



As of December 31, 2021.

We analyzed the correlation of yearly GDP growth and the year following in 5 countries from 1950 to 2021. Note: Spanish GDP data are recorded from 1998.

Sources: IMF/Haver Analytics and OECD. Analysis by T. Rowe Price.

a recession or not, is low across most economies, particularly in recent history. This does not mean that strong growth momentum today will not lead to a milder recession/slowdown in the future; rather, it implies that it is hard to make this prediction based on growth data alone. This is important for both markets and investors.

At present, monetary policymakers in both the eurozone and the U.S. rely on the narrative that strong growth momentum and a robust labor market will help their economies avoid a recession and achieve a soft landing, respectively. It is, of course, possible that this is the right assessment. However, historical analysis suggests that current economic strength is not a reliable guide to the future.

There is therefore a significant risk that monetary policymakers could still change their minds with respect to their main economic narrative.

Such a change in the narrative, if accompanied by bearish real economic data, would have important consequences for asset markets. Yield curves would likely flatten as markets would begin to price in an end to the hiking cycle or perhaps even the start of a cutting cycle. The exchange rate move would be highly dependent on the size of the relative interest rate move. However, given the additional shocks that hit the eurozone economy, it is likely that the euro would depreciate further against the dollar. Risk assets would also likely underperform as real growth data would disappoint expectations.

T. Rowe Price focuses on delivering investment management excellence that investors can rely on—now and over the long term.

## T. Rowe Price<sup>®</sup>

### Important Information

**This material is being furnished for general informational and/or marketing purposes only.** The material does not constitute or undertake to give advice of any nature, including fiduciary investment advice, nor is it intended to serve as the primary basis for an investment decision. Prospective investors are recommended to seek independent legal, financial and tax advice before making any investment decision. T. Rowe Price group of companies including T. Rowe Price Associates, Inc. and/or its affiliates receive revenue from T. Rowe Price investment products and services. **Past performance is not a reliable indicator of future performance.** The value of an investment and any income from it can go down as well as up. Investors may get back less than the amount invested.

The material does not constitute a distribution, an offer, an invitation, a personal or general recommendation or solicitation to sell or buy any securities in any jurisdiction or to conduct any particular investment activity. The material has not been reviewed by any regulatory authority in any jurisdiction.

Information and opinions presented have been obtained or derived from sources believed to be reliable and current; however, we cannot guarantee the sources' accuracy or completeness. There is no guarantee that any forecasts made will come to pass. The views contained herein are as of the date written and are subject to change without notice; these views may differ from those of other T. Rowe Price group companies and/or associates. Under no circumstances should the material, in whole or in part, be copied or redistributed without consent from T. Rowe Price.

The material is not intended for use by persons in jurisdictions which prohibit or restrict the distribution of the material and in certain countries the material is provided upon specific request. It is not intended for distribution to retail investors in any jurisdiction.

**Australia**—Issued in Australia by T. Rowe Price Australia Limited (ABN: 13 620 668 895 and AFSL: 503741), Level 50, Governor Phillip Tower, 1 Farrer Place, Suite 50B, Sydney, NSW 2000, Australia. For Wholesale Clients only.

**Brunei**—This material can only be delivered to certain specific institutional investors for informational purpose only. Any strategy and/or any products associated with the strategy discussed herein has not been authorised for distribution in Brunei. No distribution of this material to any member of the public in Brunei is permitted.

**Canada**—Issued in Canada by T. Rowe Price (Canada), Inc. T. Rowe Price (Canada), Inc.'s investment management services are only available to Accredited Investors as defined under National Instrument 45-106. T. Rowe Price (Canada), Inc. enters into written delegation agreements with affiliates to provide investment management services.

**DIFC**—Issued in the Dubai International Financial Centre by T. Rowe Price International Ltd which is regulated by the Dubai Financial Services Authority as a Representative Office. For Professional Clients only.

**EEA**—Unless indicated otherwise this material is issued and approved by T. Rowe Price (Luxembourg) Management S.à r.l. 35 Boulevard du Prince Henri L-1724 Luxembourg which is authorised and regulated by the Luxembourg Commission de Surveillance du Secteur Financier. For Professional Clients only.

**Hong Kong**—Issued in Hong Kong by T. Rowe Price Hong Kong Limited, 6/F, Chater House, 8 Connaught Road Central, Hong Kong. T. Rowe Price Hong Kong Limited is licensed and regulated by the Securities & Futures Commission. For Professional Investors only.

**Indonesia**—This material is intended to be used only by the designated recipient to whom T. Rowe Price delivered; it is for institutional use only. Under no circumstances should the material, in whole or in part, be copied, redistributed or shared, in any medium, without prior written consent from T. Rowe Price. No distribution of this material to members of the public in any jurisdiction is permitted.

**Korea**—This material is intended only to Qualified Professional Investors. Not for further distribution.

**Mainland China**—This material is provided to qualified investors only. No invitation to offer, or offer for, or sale of, the shares will be made in the mainland of the People's Republic of China ("Mainland China", not including the Hong Kong or Macau Special Administrative Regions or Taiwan) or by any means that would be deemed public under the laws of the Mainland China. The information relating to the strategy contained in this material has not been submitted to or approved by the China Securities Regulatory Commission or any other relevant governmental authority in the Mainland China. The strategy and/or any product associated with the strategy may only be offered or sold to investors in the Mainland China that are expressly authorized under the laws and regulations of the Mainland China to buy and sell securities denominated in a currency other than the Renminbi (or RMB), which is the official currency of the Mainland China. Potential investors who are resident in the Mainland China are responsible for obtaining the required approvals from all relevant government authorities in the Mainland China, including, but not limited to, the State Administration of Foreign Exchange, before purchasing the shares. This document further does not constitute any securities or investment advice to citizens of the Mainland China, or nationals with permanent residence in the Mainland China, or to any corporation, partnership, or other entity incorporated or established in the Mainland China.

**Malaysia**—This material can only be delivered to specific institutional investor. This material is solely for institutional use and for informational purposes only. This material does not provide investment advice or an offering to make, or an inducement or attempted inducement of any person to enter into or to offer to enter into, an agreement for or with a view to acquiring, disposing of, subscribing for or underwriting securities. Nothing in this material shall be considered a making available of, solicitation to buy, an offering for subscription or purchase or an invitation to subscribe for or purchase any securities, or any other product or service, to any person in any jurisdiction where such offer, solicitation, purchase or sale would be unlawful under the laws of Malaysia.

**New Zealand**—Issued in New Zealand by T. Rowe Price Australia Limited (ABN: 13 620 668 895 and AFSL: 503741), Level 50, Governor Phillip Tower, 1 Farrer Place, Suite 50B, Sydney, NSW 2000, Australia. No Interests are offered to the public. Accordingly, the Interests may not, directly or indirectly, be offered, sold or delivered in New Zealand, nor may any offering document or advertisement in relation to any offer of the Interests be distributed in New Zealand, other than in circumstances where there is no contravention of the Financial Markets Conduct Act 2013.

**Philippines**—ANY STRATEGY AND/ OR ANY SECURITIES ASSOCIATED WITH THE STRATEGY BEING DISCUSSED HEREIN HAVE NOT BEEN REGISTERED WITH THE SECURITIES AND EXCHANGE COMMISSION UNDER THE SECURITIES REGULATION CODE. ANY FUTURE OFFER OR SALE OF THE STRATEGY AND/ OR ANY SECURITIES IS SUBJECT TO REGISTRATION REQUIREMENTS UNDER THE CODE, UNLESS SUCH OFFER OR SALE QUALIFIES AS AN EXEMPT TRANSACTION.

**Singapore**—Issued by T. Rowe Price Singapore Private Ltd. (UEN: 201021137E), 501 Orchard Rd, #10-02 Wheelock Place, Singapore 238880. T. Rowe Price Singapore Private Ltd. is licensed and regulated by the Monetary Authority of Singapore. For Institutional and Accredited Investors only.

**South Africa**—Issued in South Africa by T. Rowe Price International Ltd (TRPIL), 60 Queen Victoria Street, London, EC4N 4TZ, is an authorised financial services provider under the Financial Advisory and Intermediary Services Act, 2002 (Financial Services Provider (FSP) Licence Number 31935), authorised to provide "intermediary services" to South African Investors. TRPIL's Complaint Handling Procedures are available to clients upon request. The Financial Advisory and Intermediary Services Act Ombud in South Africa deals with complaints from clients against FSPs in relation to the specific services rendered by FSPs. The contact details are noted below: Telephone: +27 12 762 5000, Web: www.faisombud.co.za, Email: info@faisombud.co.za

**Switzerland**—Issued in Switzerland by T. Rowe Price (Switzerland) GmbH, Talstrasse 65, 6th Floor, 8001 Zurich, Switzerland. For Qualified Investors only.

**Taiwan**—This does not provide investment advice or recommendations. Nothing in this material shall be considered a solicitation to buy, or an offer to sell, a security, or any other product or service, to any person in the Republic of China.

**Thailand**—This material has not been and will not be filed with or approved by the Securities Exchange Commission of Thailand or any other regulatory authority in Thailand. The material is provided solely to "institutional investors" as defined under relevant Thai laws and regulations. No distribution of this material to any member of the public in Thailand is permitted. Nothing in this material shall be considered a provision of service, or a solicitation to buy, or an offer to sell, a security, or any other product or service, to any person where such provision, offer, solicitation, purchase or sale would be unlawful under relevant Thai laws and regulations.

**UK**—This material is issued and approved by T. Rowe Price International Ltd, 60 Queen Victoria Street, London, EC4N 4TZ which is authorised and regulated by the UK Financial Conduct Authority. For Professional Clients only.

**USA**—Issued in the USA by T. Rowe Price Associates, Inc., 100 East Pratt Street, Baltimore, MD, 21202, which is regulated by the U.S. Securities and Exchange Commission. For Institutional Investors only.

© 2022 T. Rowe Price. All Rights Reserved. T. ROWE PRICE, INVEST WITH CONFIDENCE, and the Bighorn Sheep design are, collectively and/or apart, trademarks of T. Rowe Price Group, Inc.