



# High Inflation and Rising Rates? Think Smaller Companies

Why U.S. smaller companies may prove more resilient than many expect.

August 2022

## KEY INSIGHTS

- For many, the world of inflation and rising interest rates is unfamiliar territory. As such, it is worth looking to history for guidance on how today's market dynamics might play out.
- History shows us that U.S. smaller companies have tended to outperform their larger counterparts during times of inflation and rising interest rates.
- Historically, following periods of economic recession, U.S. smaller companies have generally led the market recovery, often going on to outperform over multiple years.



**Curt Organt**

*Portfolio Manager,  
T. Rowe Price US Smaller  
Companies Equity Strategy*

Investing, particularly in smaller companies, is rarely comfortable. The high inflation, rising interest rate environment in the U.S. is particularly concerning for investors. However, the lessons of history suggest that it is in times like these that thoughtful investors can potentially position portfolios for meaningful long-term success. For many, the world of inflation and rising interest rates is new and unfamiliar territory, given the ultralow landscape that has prevailed in the U.S. for more than 30 years. Indeed, we are likely on the cusp of regime change, and with such change comes uncertainty. Accordingly, it is worth looking back to similar periods in history for guidance on how today's market dynamics might play out moving forward.

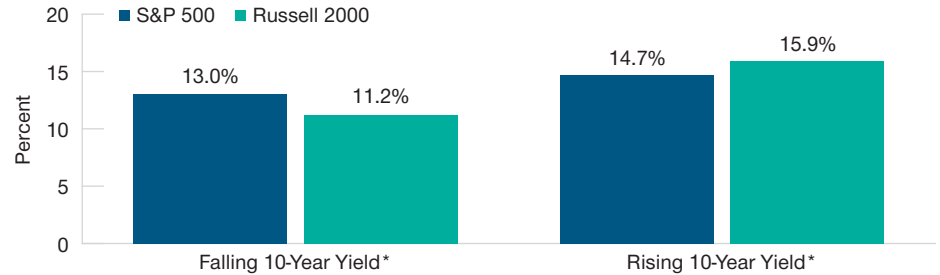
Certainly, where U.S. smaller companies are concerned, history shows us that two characteristics have been evident during similar market environments, namely:

1. U.S. smaller companies have tended to outperform their larger counterparts during periods of heightened inflation and rising interest rates (Fig. 1).
2. Following periods of economic recession, U.S. smaller companies have generally led the market recovery—often going on to outperform larger companies over multiple years.

In this article, we will explore these key characteristics in detail and explain why U.S. smaller companies can prove to be more resilient than might be expected.

## Historically, Rising Interest Rates Have Favored U.S. Smaller Companies

(Fig. 1) Average annual return in a rising/falling interest rate environment (Dec. 31, 1978–Dec. 31, 2021)



As of December 31, 2021.

**Past performance is not a reliable indicator of future performance.**

\*Based on monthly change in 10-year US Treasury yields.

Sources: Furey Research Partners, S&P, and London Stock Exchange Group plc and its group undertakings (collectively, the LSE Group). Analysis by T. Rowe Price (see Additional Disclosures).

“In many cases, these businesses are operating in niche industries or under-served areas of the market, often forming a small but critical component within more complicated chains or processes.

### Many Smaller Businesses Command Pricing Power

The relative outperformance of U.S. smaller companies during inflationary periods is well documented. In many cases, these businesses are operating in niche industries or under-served areas of the market, often forming a small but critical component within more complicated chains or processes. As such, they command more pricing power than their size might suggest. And as these businesses begin to experience inflationary pressure, be it through wage increases or as a result of rising input costs, they should be able to pass on these higher costs to customers, thereby protecting their margins.

### Today's Bear Market Already Prices in the Worst Case

The current U.S. market environment is challenging for companies and investors alike. However, the downturn in the equity markets, particularly among smaller companies, is discounting the risk of a meaningful recession. This is overly pessimistic, in our view.

While the U.S. economy has recently entered into a technical recession (following two consecutive quarters of economic contraction), we believe that the downturn may well prove shorter and shallower than many are expecting. In comparison with prior economic slowdowns, many U.S. companies still maintain sizable backlogs of business, with many yet to fulfill the orders that have accrued over recent years. This suggests that there is considerable pent-up demand, and this can help buffer any slowing in new orders.

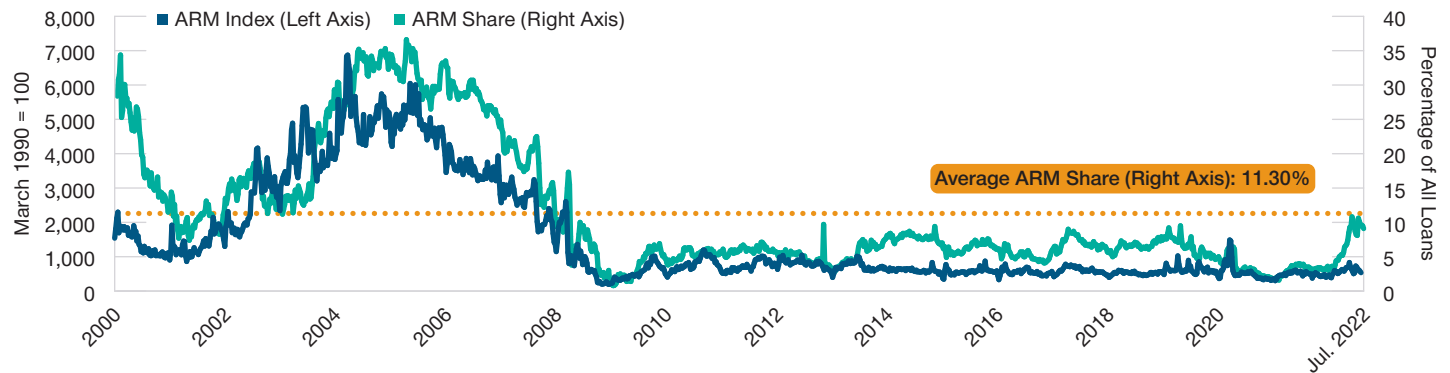
The current bear market has seen smaller company stocks in the U.S. fall over 32% from their peak in November 2021 to the recent trough in June 2022. This compares with an average drawdown for the past 13 bear markets of -34%.<sup>1</sup> While the future trajectory of the market remains impossible to predict, compared with history, it would appear that much of the damage may have already been done.

In terms of where we go from here, again, there is no crystal ball, but history also tells us that U.S. smaller companies have tended to lead the market recovery following a bear market.

<sup>1</sup>Source: Furey Research Partners, as of June 30, 2022.

## Less Than 10% of All U.S. Mortgages Are Floating Rate

(Fig. 2) Adjustable rate mortgage (ARM) loan trends



As of July 22, 2022.

**Past performance is not a reliable indicator of future performance.**

Source: Mortgage Bankers Association (MBA) Weekly Applications Survey. Data analysis by T. Rowe Price.

“The broad-based sell-off in U.S. equities that began in Q4 2021 has seen relative valuations of smaller companies fall to near all-time lows.

Smaller companies have led the market recovery following nine of the past 10 U.S. recessions. What’s more, their outperformance relative to larger company counterparts is often magnified during the early stages of recovery, as large companies are generally slower to respond to the changing environment.

### The Impact of Rising Rates May Be Overstated by the Market’s Moves

Consensus expectations for U.S. smaller companies remain weak in the near term, the potential impact of rising interest rates weighing on investor sentiment. However, there are good reasons to suggest that these businesses are also better positioned to navigate this rate environment than at similar times in the past.

For the past nine months, the U.S. Federal Reserve has been telegraphing the fact that it is on a tightening trajectory. Anticipating an eventual end to the low rate environment, many companies preemptively moved to fix their debt, locking in low rates and extending maturities. This means they are less vulnerable to the current rising rate environment than might have been true in past cycles.

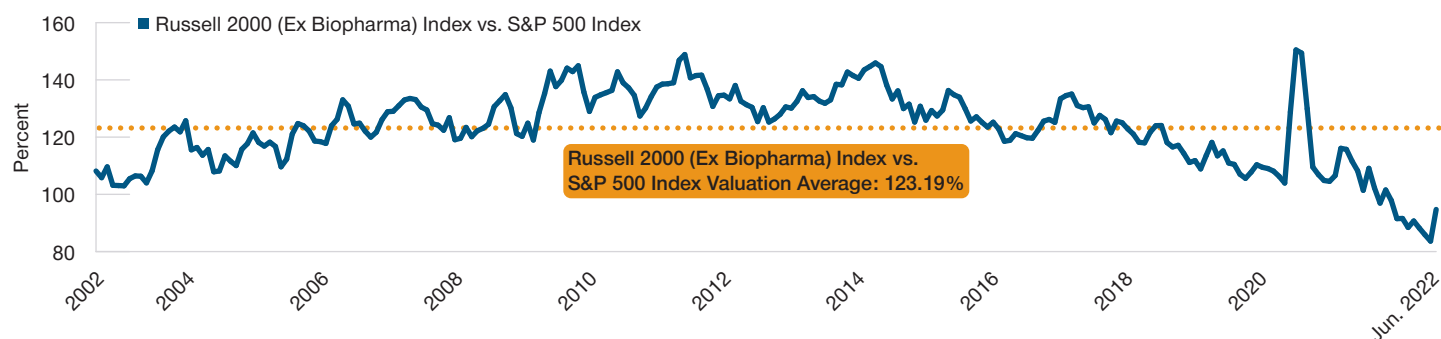
And while consumers may see the impact of rising rates in areas like credit card debt, the much larger household budget item—the mortgage payment—is less of a risk. Following the global financial crisis, volumes of U.S. homeowners reverted to traditional fixed rate mortgages. Accordingly, less than 10% of all U.S. mortgages today (new home purchases and refinancing) are now floating rate. This means that more than 90% of U.S. households have locked in fixed mortgage payments at rates well below those being quoted today (Fig. 2). This is a critical point, given all the noise in the press around rising interest rates and the potentially debilitating impact of this on U.S. household finances.

### Valuations Are at Historically Low Levels

Certainly, the valuation argument has rarely been more compelling for U.S. smaller companies than it is today. The broad-based sell-off in U.S. equities that began in Q4 2021 has seen relative valuations of smaller companies fall to near all-time lows (Fig. 3). Historically, when relative valuations have reached similarly extreme levels, smaller companies have typically gone on to outperform their larger counterparts over an extended multiyear period.

## Small-Cap Relative Valuations are Around All-time Lows

(Fig. 3) Relative 12-month forward price-to-earnings ratio



As of July 31, 2002 to June 30, 2022.

### Past performance is not a reliable indicator of future performance.

For comparison purposes of this article, the chart focuses on the relative valuations of the Russell 2000 (Ex Biopharma) Index, representing 2,000 of the smallest U.S. listed companies, versus the S&P 500 Index, representing the 500 largest U.S. listed companies, by market capitalization.

Sources: Furey Research Partners, S&P, and London Stock Exchange Group plc and its group undertakings (collectively, the LSE Group). Analysis by T. Rowe Price (see Additional Disclosures).

Meanwhile, as tends to be the case during periods of broad-based selling, a lot of good-quality companies have been sold off indiscriminately over the past year with valuations, in some cases, falling to levels not seen in years. And the potential opportunities span the market spectrum—from more cyclical stocks that we believe are pricing in a deeper-than-anticipated recession, to higher-growth stocks, where multiples have compressed substantially but where underlying business prospects do not appear to have been materially impacted.

This is important for a fundamental, best ideas, active portfolio manager because, despite the more difficult U.S. equity environment, we continue to be able to find many good stock ideas across the U.S. smaller company landscape. Indeed, a quality-oriented stock-picking approach tends to work well in the type of environment we are experiencing currently, when the market moves in broad unison and there is concerted, indiscriminate selling.

Ultimately, the sharp sell-off in U.S. smaller companies that began in Q4 2021 is pricing in a potentially meaningful U.S. recession. However, this is overly pessimistic, in our view, and we anticipate a shorter and shallower recession than many are expecting. Meanwhile, with relative valuations currently near historic low levels, history tells us that smaller company stocks typically rebounded early and strongly once the bottom of the cycle was reached. In past market cycles, it was generally positive to be invested at this point, given that a significant proportion of the recovery total returns came in the very early stages after the bottom was reached. Accordingly, we believe that now is an opportune time to build exposure to U.S. smaller companies, with relative valuations close to historic lows and ahead of a prospective U.S. market recovery.

---

#### **Additional Disclosures**

The S&P 500 is a product of S&P Dow Jones Indices LLC, a division of S&P Global, or its affiliates (“SPDJ”) and has been licensed for use by T. Rowe Price. Standard & Poor’s® and S&P® are registered trademarks of Standard & Poor’s Financial Services LLC, a division of S&P Global (“S&P”); Dow Jones® is a registered trademark of Dow Jones Trademark Holdings LLC (“Dow Jones”). T. Rowe Price is not sponsored, endorsed, sold or promoted by SPDJ, Dow Jones, S&P, their respective affiliates, and none of such parties make any representation regarding the advisability of investing in such product(s) nor do they have any liability for any errors, omissions, or interruptions of the S&P 500.

London Stock Exchange Group plc and its group undertakings (collectively, the “LSE Group”). © LSE Group 2022. FTSE Russell is a trading name of certain of the LSE Group companies. “Russell®” and “FTSE Russell®” is/are a trade mark(s) of the relevant LSE Group companies and is/are used by any other LSE Group company under license. All rights in the FTSE Russell indexes or data vest in the relevant LSE Group company which owns the index or the data. Neither LSE Group nor its licensors accept any liability for any errors or omissions in the indexes or data and no party may rely on any indexes or data contained in this communication. No further distribution of data from the LSE Group is permitted without the relevant LSE Group company’s express written consent. The LSE Group does not promote, sponsor or endorse the content of this communication. The LSE Group is not responsible for the formatting or configuration of this material or for any inaccuracy in T. Rowe Price’s presentation thereof.

T. Rowe Price focuses on delivering investment management excellence that investors can rely on—now and over the long term.

**T.RowePrice<sup>®</sup>**

### Important Information

**This material is being furnished for general informational and/or marketing purposes only.** The material does not constitute or undertake to give advice of any nature, including fiduciary investment advice, nor is it intended to serve as the primary basis for an investment decision. Prospective investors are recommended to seek independent legal, financial and tax advice before making any investment decision. T. Rowe Price group of companies including T. Rowe Price Associates, Inc. and/or its affiliates receive revenue from T. Rowe Price investment products and services. **Past performance is not a reliable indicator of future performance.** The value of an investment and any income from it can go down as well as up. Investors may get back less than the amount invested.

The material does not constitute a distribution, an offer, an invitation, a personal or general recommendation or solicitation to sell or buy any securities in any jurisdiction or to conduct any particular investment activity. The material has not been reviewed by any regulatory authority in any jurisdiction.

Information and opinions presented have been obtained or derived from sources believed to be reliable and current; however, we cannot guarantee the sources' accuracy or completeness. There is no guarantee that any forecasts made will come to pass. The views contained herein are as of the date written and are subject to change without notice; these views may differ from those of other T. Rowe Price group companies and/or associates. Under no circumstances should the material, in whole or in part, be copied or redistributed without consent from T. Rowe Price.

The material is not intended for use by persons in jurisdictions which prohibit or restrict the distribution of the material and in certain countries the material is provided upon specific request. It is not intended for distribution to retail investors in any jurisdiction.

**Australia**—Issued in Australia by T. Rowe Price Australia Limited (ABN: 13 620 668 895 and AFSL: 503741), Level 50, Governor Phillip Tower, 1 Farrer Place, Suite 50B, Sydney, NSW 2000, Australia. For Wholesale Clients only.

**Brunei**—This material can only be delivered to certain specific institutional investors for informational purpose upon request only. The strategy and/or any products associated with the strategy has not been authorised for distribution in Brunei. No distribution of this material to any member of the public in Brunei is permitted.

**Canada**—Issued in Canada by T. Rowe Price (Canada), Inc. T. Rowe Price (Canada), Inc.'s investment management services are only available to Accredited Investors as defined under National Instrument 45-106. T. Rowe Price (Canada), Inc. enters into written delegation agreements with affiliates to provide investment management services.

**DIFC**—Issued in the Dubai International Financial Centre by T. Rowe Price International Ltd. This material is communicated on behalf of T. Rowe Price International Ltd. by its representative office which is regulated by the Dubai Financial Services Authority. For Professional Clients only.

**EEA**—Unless indicated otherwise this material is issued and approved by T. Rowe Price (Luxembourg) Management S.à r.l. 35 Boulevard du Prince Henri L-1724 Luxembourg which is authorised and regulated by the Luxembourg Commission de Surveillance du Secteur Financier. For Professional Clients only.

**Hong Kong**—Issued in Hong Kong by T. Rowe Price Hong Kong Limited, 6/F, Chater House, 8 Connaught Road Central, Hong Kong. T. Rowe Price Hong Kong Limited is licensed and regulated by the Securities & Futures Commission. For Professional Investors only.

**Indonesia**—This material is intended to be used only by the designated recipient to whom T. Rowe Price delivered; it is for institutional use only. Under no circumstances should the material, in whole or in part, be copied, redistributed or shared, in any medium, without prior written consent from T. Rowe Price. No distribution of this material to members of the public in any jurisdiction is permitted.

**Korea**—This material is intended only to Qualified Professional Investors upon specific and unsolicited request and may not be reproduced in whole or in part nor can they be transmitted to any other person in the Republic of Korea.

**Mainland China**—This material is provided to specific qualified domestic institutional investor or sovereign wealth fund on a one-on-one basis. No invitation to offer, or offer for, or sale of, the shares will be made in the mainland of the People's Republic of China ("Mainland China", not including the Hong Kong or Macau Special Administrative Regions or Taiwan) or by any means that would be deemed public under the laws of the Mainland China. The information relating to the strategy contained in this material has not been submitted to or approved by the China Securities Regulatory Commission or any other relevant governmental authority in the Mainland China. The strategy and/or any product associated with the strategy may only be offered or sold to investors in the Mainland China that are expressly authorized under the laws and regulations of the Mainland China to buy and sell securities denominated in a currency other than the Renminbi (or RMB), which is the official currency of the Mainland China. Potential investors who are resident in the Mainland China are responsible for obtaining the required approvals from all relevant government authorities in the Mainland China, including, but not limited to, the State Administration of Foreign Exchange, before purchasing the shares. This document further does not constitute any securities or investment advice to citizens of the Mainland China, or nationals with permanent residence in the Mainland China, or to any corporation, partnership, or other entity incorporated or established in the Mainland China.

**Malaysia**—This material can only be delivered to specific institutional investor upon specific and unsolicited request. The strategy and/or any products associated with the strategy has not been authorised for distribution in Malaysia. This material is solely for institutional use and for informational purposes only. This material does not provide investment advice or an offering to make, or an inducement or attempted inducement of any person to enter into or to offer to enter into, an agreement for or with a view to acquiring, disposing of, subscribing for or underwriting securities. Nothing in this material shall be considered a making available of, solicitation to buy, an offering for subscription or purchase or an invitation to subscribe for or purchase any securities, or any other product or service, to any person in any jurisdiction where such offer, solicitation, purchase or sale would be unlawful under the laws of Malaysia.

**New Zealand**—Issued in New Zealand by T. Rowe Price Australia Limited (ABN: 13 620 668 895 and AFSL: 503741), Level 50, Governor Phillip Tower, 1 Farrer Place, Suite 50B, Sydney, NSW 2000, Australia. No Interests are offered to the public. Accordingly, the Interests may not, directly or indirectly, be offered, sold or delivered in New Zealand, nor may any offering document or advertisement in relation to any offer of the Interests be distributed in New Zealand, other than in circumstances where there is no contravention of the Financial Markets Conduct Act 2013.

**Philippines**—THE STRATEGY AND/ OR ANY SECURITIES ASSOCIATED WITH THE STRATEGY BEING OFFERED OR SOLD HEREIN HAVE NOT BEEN REGISTERED WITH THE SECURITIES AND EXCHANGE COMMISSION UNDER THE SECURITIES REGULATION CODE. ANY FUTURE OFFER OR SALE OF THE STRATEGY AND/ OR ANY SECURITIES IS SUBJECT TO REGISTRATION REQUIREMENTS UNDER THE CODE, UNLESS SUCH OFFER OR SALE QUALIFIES AS AN EXEMPT TRANSACTION.

**Singapore**—Issued in Singapore by T. Rowe Price Singapore Private Ltd. (UEN: 201021137E), No. 501 Orchard Rd, #10-02 Wheelock Place, Singapore 238880. T. Rowe Price Singapore Private Ltd. is licensed and regulated by the Monetary Authority of Singapore. For Institutional and Accredited Investors only.

**South Africa**—T. Rowe Price International Ltd (TRPIL), 60 Queen Victoria Street, London, EC4N 4TZ, is an authorised financial services provider under the Financial Advisory and Intermediary Services Act, 2002 (Financial Services Provider (FSP) Licence Number 31935), authorised to provide "intermediary services" to South African Investors. TRPIL's Complaint Handling Procedures are available to clients upon request. The Financial Advisory and Intermediary Services Act Ombud in South Africa deals with complaints from clients against FSPs in relation to the specific services rendered by FSPs. The contact details are noted below: Telephone: +27 12 762 5000, Web: www.faisombud.co.za, Email: info@faisombud.co.za

**Switzerland**—Issued in Switzerland by T. Rowe Price (Switzerland) GmbH, Talstrasse 65, 6th Floor, 8001 Zurich, Switzerland. For Qualified Investors only.

**Taiwan**—This does not provide investment advice or recommendations. Nothing in this material shall be considered a solicitation to buy, or an offer to sell, a security, or any other product or service, to any person in the Republic of China.

**Thailand**—This material has not been and will not be filed with or approved by the Securities Exchange Commission of Thailand or any other regulatory authority in Thailand. The material is provided solely to "institutional investors" as defined under relevant Thai laws and regulations. No distribution of this material to any member of the public in Thailand is permitted. Nothing in this material shall be considered a provision of service, or a solicitation to buy, or an offer to sell, a security, or any other product or service, to any person where such provision, offer, solicitation, purchase or sale would be unlawful under relevant Thai laws and regulations.

**UK**—This material is issued and approved by T. Rowe Price International Ltd, 60 Queen Victoria Street, London, EC4N 4TZ which is authorised and regulated by the UK Financial Conduct Authority. For Professional Clients only.

**USA**—Issued in the USA by T. Rowe Price Investment Management, Inc., 100 East Pratt Street, Baltimore, MD, 21202, which is regulated by the U.S. Securities and Exchange Commission. For Institutional Investors only.

© 2022 T. Rowe Price. All Rights Reserved. T. ROWE PRICE, INVEST WITH CONFIDENCE, and the Bighorn Sheep design are, collectively and/or apart, trademarks of T. Rowe Price Group, Inc.