



Global Asset Allocation: The View From the UK

June 2022

1 Market Perspective



- While global growth is trending lower, recent economic data, especially pertaining to the labour market, have shown resilience amid geopolitical challenges, supply disruption and reduction of liquidity.
- The US Federal Reserve remains committed to its tightening policy, hinting at a front-loaded path of rate hikes. The European Central Bank (ECB) has telegraphed its plan to end asset purchases and begin raising rates despite a fragile macro backdrop, while the Bank of Japan (BOJ) remains steadfast on its policy of yield curve control.
- Emerging market (EM) central banks continue to tighten policy in response to heightened inflation and weak currencies, while China's policies continue moving in the opposite direction to counter weakening growth caused by zero-COVID policy.
- Key risks to global markets include central bank missteps, lingering inflation, the commodity impact of the Russia-Ukraine conflict, the sharp slowdown in economic data and China balancing growth amid COVID-related lockdowns.

2 Portfolio Positioning

As of 31 May 2022



- While equity valuations are more reasonable after recent declines, we remain cautious on the earnings growth outlook and inflationary impacts on margins supporting our modest underweight. Within fixed income, we remain modestly overweight cash.
- Within fixed income, we added to emerging market dollar sovereigns as it has been an unloved asset class, and flows and positioning have been so negative that it is a buy signal.
- Within fixed income, we moderated our credit risk exposure by neutralising the overweights to global high yield and emerging market corporates as spreads may widen with slowing economic growth and tightening financial conditions.
- Despite attractive carry from elevated inflation levels, we trimmed our position in inflation-linked gilts as we expect inflation to moderate from current highs.
- Taking advantage of higher yields, we added to gilts, providing mitigation against heightened global market risks.

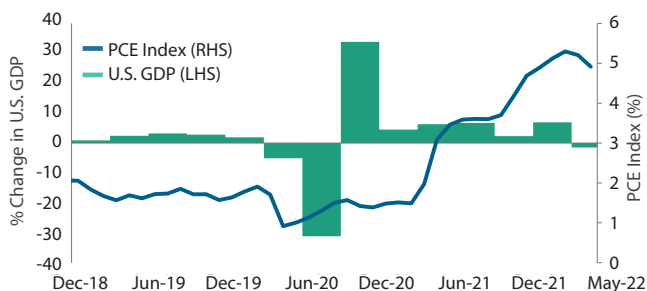
3 Market Themes

So Far, So Good...

With inflation at multi-decade highs and growth already slowing, investors were rightfully sceptical about the Fed's ability to aggressively tackle inflation without sending the economy into recession having waited too long. Now two hikes in and messaging front-loading future hikes with 50 basis point moves, recent data suggest that the broader economy is largely holding up. Although first-quarter gross domestic product (GDP) showed that the economy surprisingly contracted by 1.5%, it appeared an anomaly due to temporary disruptions in trade and inventories, masking underlying support from consumer and capex spending. And while expected to slow, full year 2022 growth estimates still expect a 2.6% expansion, near pre-pandemic averages. Inflation too is showing some early signs of cooperating, with recent data suggesting easing in producer prices and wages, giving Fed officials a sigh of relief. While far from out of the woods, with topline CPI still expected to be near 6% levels at year-end, so far it seems like maybe, just maybe, a Fed-driven recession or stagflation are not inevitable.

US GDP and Inflation*

As of 31 May 2022



Past performance is not a reliable indicator of future performance.

*U.S. GDP is represented by the U.S. Gross Domestic Product Index quarter over quarter. The PCE Index is represented by the Personal Consumption Expenditure Core Price Index year over year.

† Chart represents the difference between growth and value indices. Growth is represented by the Russell 1000 Growth Index and value is represented by the Russell 1000 Value Index.

Sources: Bloomberg Finance L.P. and London Stock Exchange Group plc and its group undertakings (collectively, the "LSE Group"). See Additional Disclosures.

Growth Spurt?

After more than a decade of outperformance versus value amid years of low economic growth, growth stocks went nearly parabolic during COVID lockdowns as many large-cap technology companies disproportionately benefitted from stay-at-home trends, sending valuations to record levels. That trend abruptly ended at the end of last year and has continued amid a spike higher in interest rates and threats of aggressive Fed tightening to battle multi-decade high inflation. The sharp drawdown in growth stocks has led to more reasonable valuations, and the move higher in rates appears to be largely priced in as expectations for economic growth are moderating—historically a time when growth stocks have tended to outperform. While time will tell if this is a pivotal inflection in style back toward growth stocks, they still face near-term challenges on upcoming earnings comparisons and uncertainty around the path of Fed policy. But for now, growth could be due for a spurt higher as many of the tailwinds for value—higher energy prices and rates—may be peaking.

Growth vs. Value†

As of 31 May 2022





REGIONAL BACKDROP

Positives

- United Kingdom**
- Purchasing managers' surveys remain firm
 - The labour market is historically very strong
 - Energy resilience has improved with the sourcing of liquefied petroleum gas supplies that are not dependent on Russia

Negatives

- The Bank of England (BoE) is raising interest rates and may need to do much more if its forecast that inflation will roll over does not transpire
- Consumer confidence has fallen to very low levels, reflecting high energy costs, and this seems likely to drive a slowdown in economic growth with recessionary risks rising over time
- Very tight labour market means higher wage growth, and the prospect of second-round effects could lead to more persistent inflation

- Developed Europe**
- Fiscal spending is likely to increase
 - Equity valuations are attractive relative to the US
 - European Union unity is strengthening

- The Russia-Ukraine conflict has driven energy prices sharply higher
- Industrial production has been dampened by supply chain challenges
- Limited long-term catalysts for earnings growth
- ECB support is likely to fade in the near term

- United States**
- Strong corporate and consumer balance sheets
 - Pent-up demand for services and capex

- The Fed is tightening at a rapid pace
- Significantly elevated inflation
- Supply chain issues are limiting economic activity

Positives

Negatives

- Japan**
- Earnings remain healthy; with buybacks at record levels, shareholders should be rewarded
 - The policy setting remains accommodative
 - The Japanese yen is cheap; with interest rate differentials stabilising, the currency should appreciate

- Leading economic indicators continue to be weak due to supply shortages and rising input prices
- Inflation is back and may encourage the BOJ to change its policy guidance
- The global slowdown, especially in China, is impacting the export sector

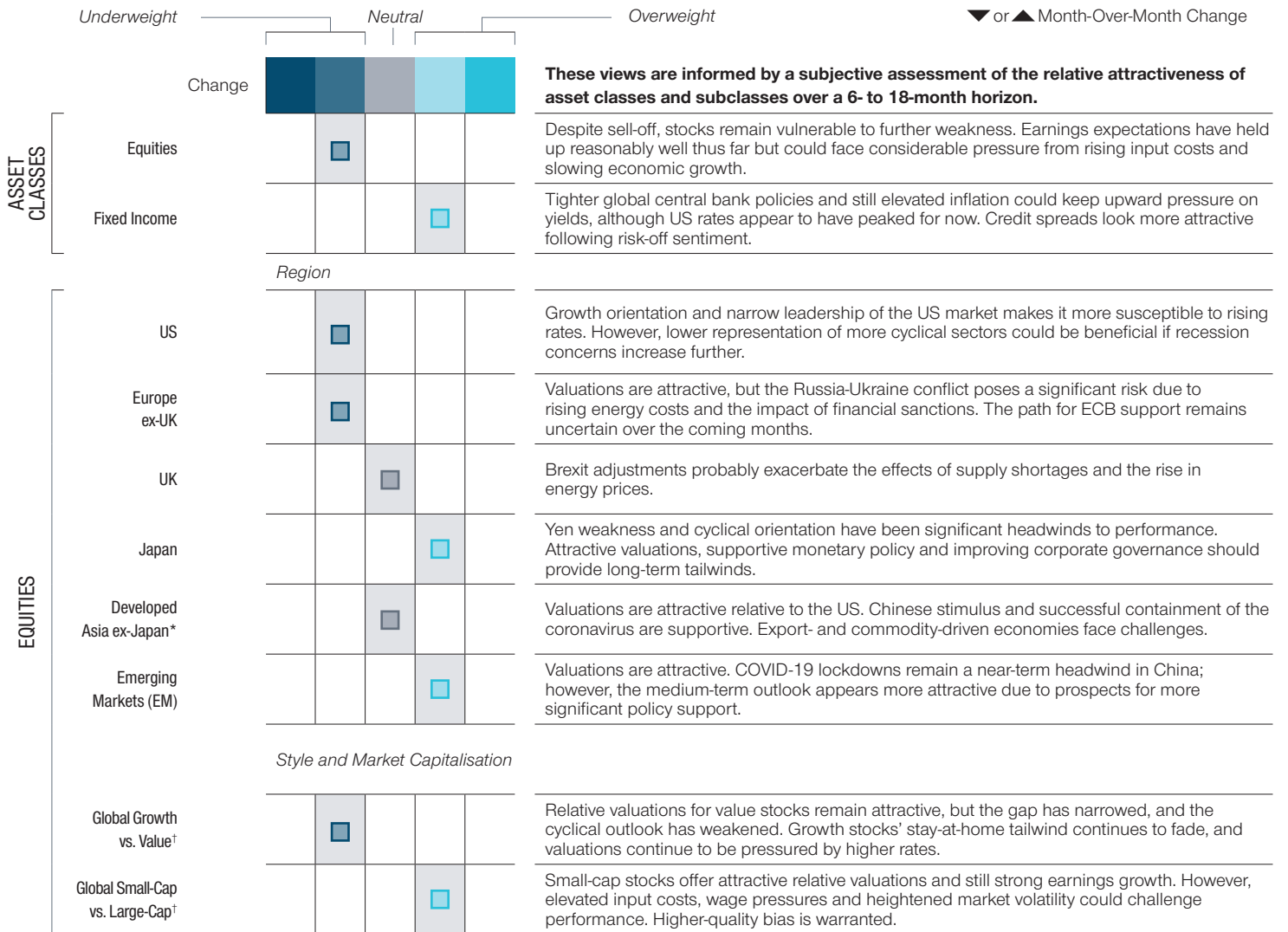
- Asia Pacific ex-Japan**
- Chinese policymakers are becoming more forceful in their stimulus measures, suggesting that the worst may be behind us already
 - Depressed sentiment and positioning make Chinese stocks an interesting contrarian, medium-term investment amidst appealing valuations
 - A tight Australian labour market and healthy saving rates support the ongoing recovery in consumer spending
 - Australian assets proved to be more resilient to current geopolitical risks than the rest of the world, benefitting from the country's relative isolation

- Chinese mobility indicators are still significantly below normal levels, indicating that the reopening story will take time to develop
- The economic slowdown in China appears to be even greater than in first-quarter 2020
- Australian business and consumer confidence indices deteriorate on the back of rapid price increases
- Unpredictable Reserve Bank of Australia policies have added to volatility in bond yields

- Emerging Markets**
- Chinese authorities are easing monetary, regulatory and credit conditions
 - Equity valuations are attractive relative to the US

- The COVID-19 outbreak is significantly weighing on economic activity
- Chinese regulatory actions have challenged investor confidence
- Global trade remains impacted by supply chain issues, geopolitical uncertainty and COVID-19 restrictions

Past performance is not a reliable indicator of future performance.



Past performance is not a reliable indicator of future performance.

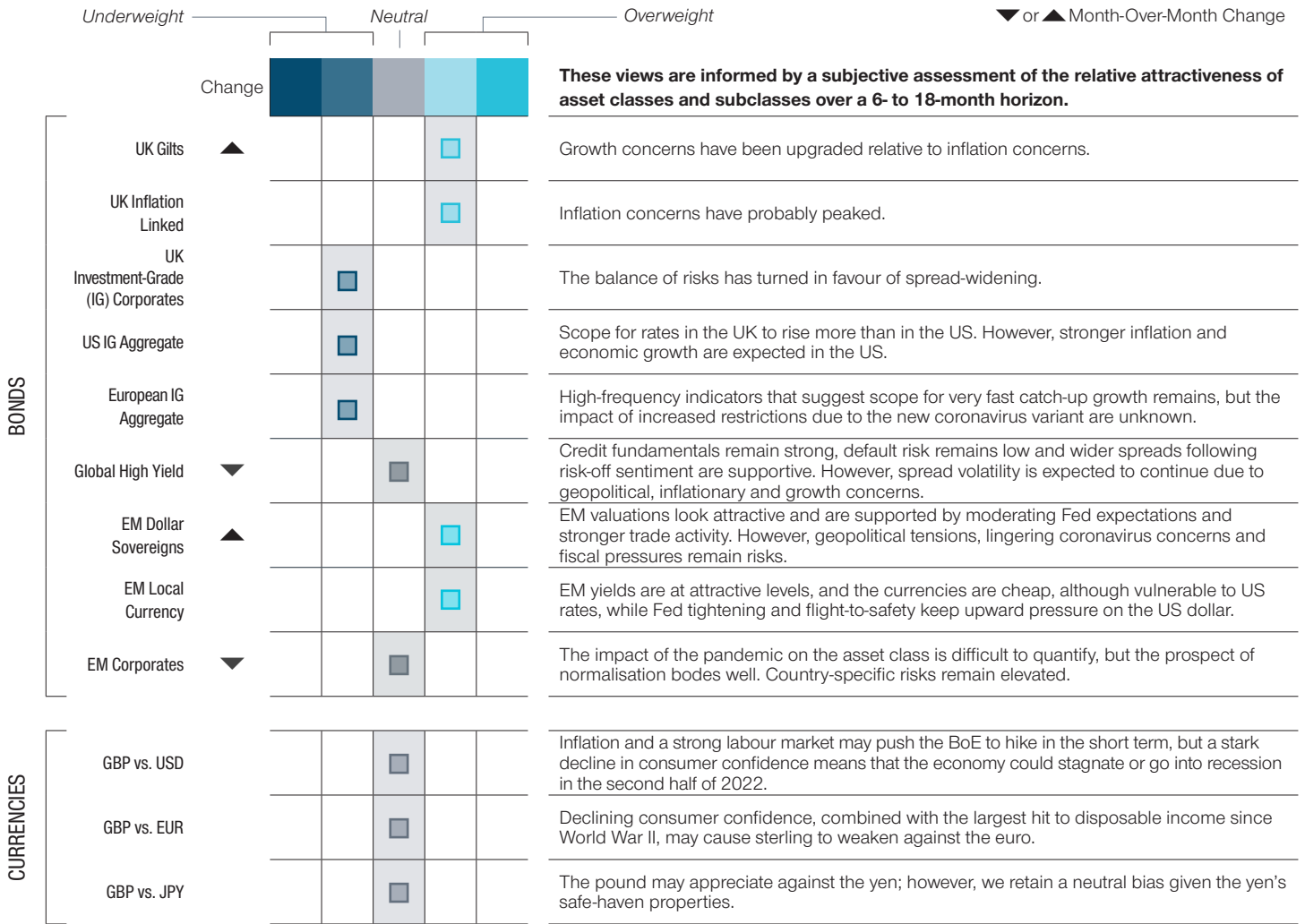
*Includes Australia.

† For pairwise decisions in style and market capitalisation, positioning within boxes represents positioning in the first-mentioned asset class relative to the second asset class.



UK INVESTMENT COMMITTEE POSITIONING

As of 31 May 2022



Past performance is not a reliable indicator of future performance.

The specific securities identified and described are for informational purposes only and do not represent recommendations.



UK INVESTMENT COMMITTEE



Quentin Fitzsimmons
Senior Portfolio Manager, Fixed Income Division



Andrew Keirle
Portfolio Manager, Emerging Markets Local Currency Bonds



Yoram Lustig
Head of Multi-Asset Solutions, EMEA



Tobias Mueller
Portfolio Manager, Equity Division



Ken Orchard
Senior Portfolio Manager, Fixed Income Division



David Stanley
Portfolio Manager, European Corporate Bonds



Toby Thompson
Portfolio Manager, Multi-Asset Division



Mitchell Todd
Portfolio Manager, Equity Division



Michael Walsh
Solutions Strategist, EMEA



Tomasz Wieladek
International Economist



Lowell Yura
Head of Multi-Asset Solutions, North America

INVEST WITH CONFIDENCE™

T. Rowe Price focuses on delivering investment management excellence that investors can rely on—now and over the long term.

T.RowePrice®

Additional Disclosures

“Bloomberg®” and Bloomberg Indices are service marks of Bloomberg Finance L.P. and its affiliates, including Bloomberg Index Services Limited (“BISL”), the administrator of the index (collectively, “Bloomberg”) and have been licensed for use for certain purposes by T. Rowe Price. Bloomberg is not affiliated with T. Rowe Price, and Bloomberg does not approve, endorse, review, or recommend Global Asset Allocation Viewpoints. Bloomberg does not guarantee the timeliness, accurateness, or completeness of any data or information relating to Global Asset Allocation Viewpoints.

London Stock Exchange Group plc and its group undertakings (collectively, the “LSE Group”). © LSE Group 2022. FTSE Russell is a trading name of certain of the LSE Group companies. All rights in the FTSE Russell indexes or data vest in the relevant LSE Group company which owns the index or the data. Neither LSE Group nor its licensors accept any liability for any errors or omissions in the indexes or data and no party may rely on any indexes or data contained in this communication. No further distribution of data from the LSE Group is permitted without the relevant LSE Group company’s express written consent. The LSE Group does not promote, sponsor or endorse the content of this communication.

Important Information

This material is being furnished for general informational and/or marketing purposes only. This material is being furnished for general informational purposes only. The material does not constitute or undertake to give advice of any nature, including fiduciary investment advice, nor is it intended to serve as the primary basis for an investment decision. Prospective investors are recommended to seek independent legal, financial and tax advice before making any investment decision. T. Rowe Price group of companies including T. Rowe Price Associates, Inc. and/or its affiliates receive revenue from T. Rowe Price investment products and services. **Past performance is not a reliable indicator of future performance.** The value of an investment and any income from it can go down as well as up. Investors may get back less than the amount invested.

The material does not constitute a distribution, an offer, an invitation, a personal or general recommendation or solicitation to sell or buy any securities in any jurisdiction or to conduct any particular investment activity. The material has not been reviewed by any regulatory authority in any jurisdiction.

Information and opinions presented have been obtained or derived from sources believed to be reliable and current; however, we cannot guarantee the sources’ accuracy or completeness. There is no guarantee that any forecasts made will come to pass. The views contained herein are as of the date written and are subject to change without notice; these views may differ from those of other T. Rowe Price group companies and/or associates. Under no circumstances should the material, in whole or in part, be copied or redistributed without consent from T. Rowe Price.

The material is not intended for use by persons in jurisdictions which prohibit or restrict the distribution of the material and in certain countries the material is provided upon specific request.

It is not intended for distribution to retail investors in any jurisdiction.

DIFC—Issued in the Dubai International Financial Centre by T. Rowe Price International Ltd. This material is communicated on behalf of T. Rowe Price International Ltd. by its representative office which is regulated by the Dubai Financial Services Authority. For Professional Clients only.

EEA—Unless indicated otherwise this material is issued and approved by T. Rowe Price (Luxembourg) Management S.à r.l. 35 Boulevard du Prince Henri L-1724 Luxembourg which is authorised and regulated by the Luxembourg Commission de Surveillance du Secteur Financier. For Professional Clients only.

Switzerland—Issued in Switzerland by T. Rowe Price (Switzerland) GmbH, Talstrasse 65, 6th Floor, 8001 Zurich, Switzerland. For Qualified Investors only.

UK—This material is issued and approved by T. Rowe Price International Ltd, 60 Queen Victoria Street, London, EC4N 4TZ which is authorised and regulated by the UK Financial Conduct Authority. For Professional Clients only.

© 2022 T. Rowe Price. All Rights Reserved. T. ROWE PRICE, INVEST WITH CONFIDENCE, and the Bighorn Sheep design are, collectively and/ or apart, trademarks of T. Rowe Price Group, Inc.