




Why This “Value” Recovery May Have Only Just Begun

Economic recovery and earnings momentum set to sustain the rotation back to value.

July 2021

KEY INSIGHTS

- Economic recovery, earnings momentum, and attractive valuations can keep the “value” recovery going.
- The valuation spread between value and growth stocks has only just moved from extremes.
- For investors seeking a balanced portfolio, we believe value is an essential component of an investment strategy.



Sebastien Mallet
Portfolio Manager,
Global Value Equity Strategy

Value as an investment style is enjoying a revival. After being described as moribund by some, we started to see a rotation from “growth” to “value” in late summer 2020, accelerating in November on the news of Pfizer’s COVID-19 vaccine. The outperformance of value has continued

year-to-date (Figure 1), as economies have opened up and economic and earnings growth have bounced. However, some are questioning the durability of this rally, while others are asking whether they have missed the opportunity to participate in the recovery.

“Value” Has Outperformed as Economic Growth and Cyclical Companies Earnings Have Rebounded

(Fig. 1) Value has outperformed growth by 7.8% since September 1, 2020



Past performance is not a reliable indicator of future performance.

September 1, 2020, to June 30, 2021.

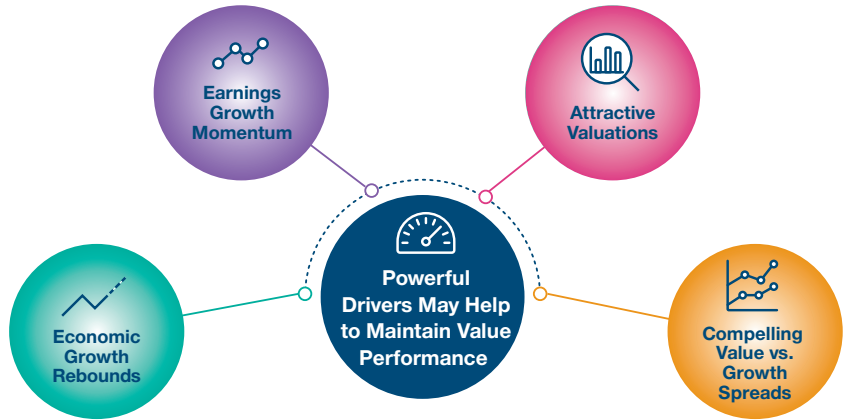
Sources: MSCI and FactSet. Financial data and analytics provider FactSet. Copyright 2021 FactSet.

All Rights Reserved (see Additional Disclosures).

“We believe there are several factors that can help sustain the rotation back to ‘value.’”

Four Reasons Why This Value Recovery May Have Only Just Begun

Powerful drivers look set to support rotation back to value



For illustrative purposes only.
Source: T. Rowe Price.

Encouragingly, we believe there are several factors that can help sustain the rotation back to an investment style that has underperformed for so long.

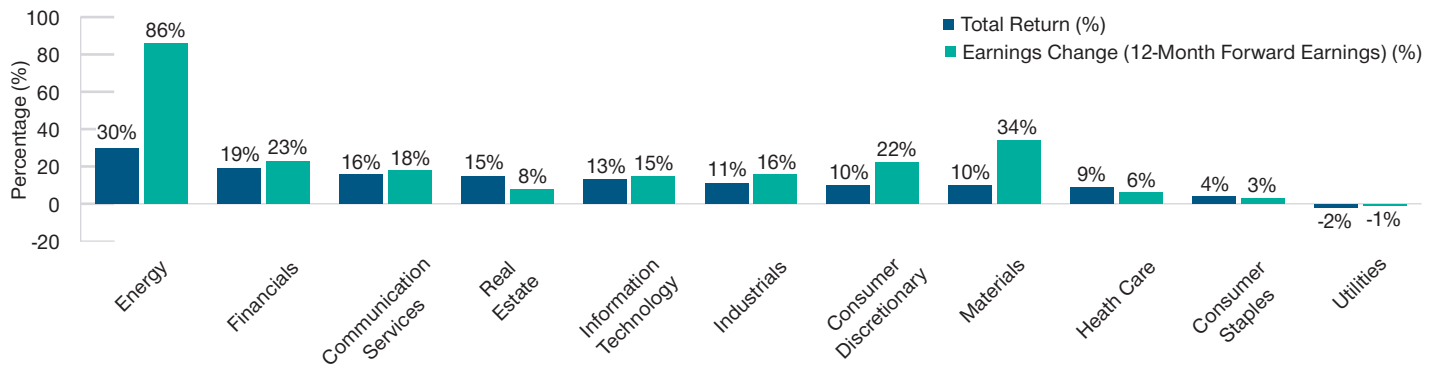
Economic Recovery, Earnings Improvement, Attractive Valuations, and Valuation Spreads vs. Growth Stocks Provide Positive Backdrop

In our last T. Rowe Price Insights (Why the Future Now Looks Brighter for Value Investing) in November 2020, we spoke of the possibility that “the world could be set for a cyclical bounce in 2021.” This proved accurate, but even we have

been surprised by how much economies have rebounded. Economic recoveries historically have favored value areas, and this one has been no different with traditional value sectors leading the way (Figure 2). Much of this has been due to a meaningful improvement in earnings estimates, especially for sectors like energy, financials, and materials. Growth-oriented areas have also seen a rise in earnings expectations, but nothing like for value areas of the market. This has not been only limited to U.S. equity markets; value has outperformed across most equity markets.

Leadership From Traditional Value Sectors

(Fig. 2) Energy, financials, and materials have seen the biggest increase in earning expectations



Past performance is not a reliable indicator of future performance.

December 31, 2020, to June 30, 2021.

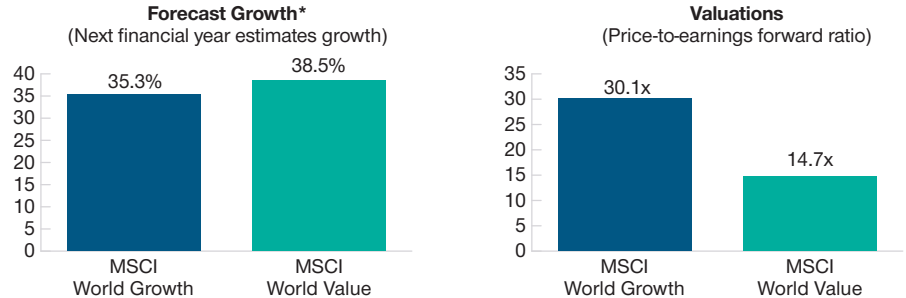
Sector performance returns are for the MSCI World Index. Earnings Change are provided by FactSet.

Sources: MSCI and FactSet. Financial data and analytics provider, FactSet. Copyright 2021 FactSet. All rights reserved (see Additional Disclosures).

“We expect this momentum to be maintained as a combination of lower valuations and better earnings estimates are set to support the rally.”

Value Offers Both Higher Potential Earnings Growth and Lower Valuations

(Fig. 3) Lower valuations and better potential earnings growth support value-oriented stocks



As of June 30, 2021.

*There is no guarantee that any forecasts made will come to pass.

Sources: MSCI and FactSet. Financial data and analytics provider, FactSet. Copyright 2021 FactSet. All rights reserved (see Additional Disclosures).

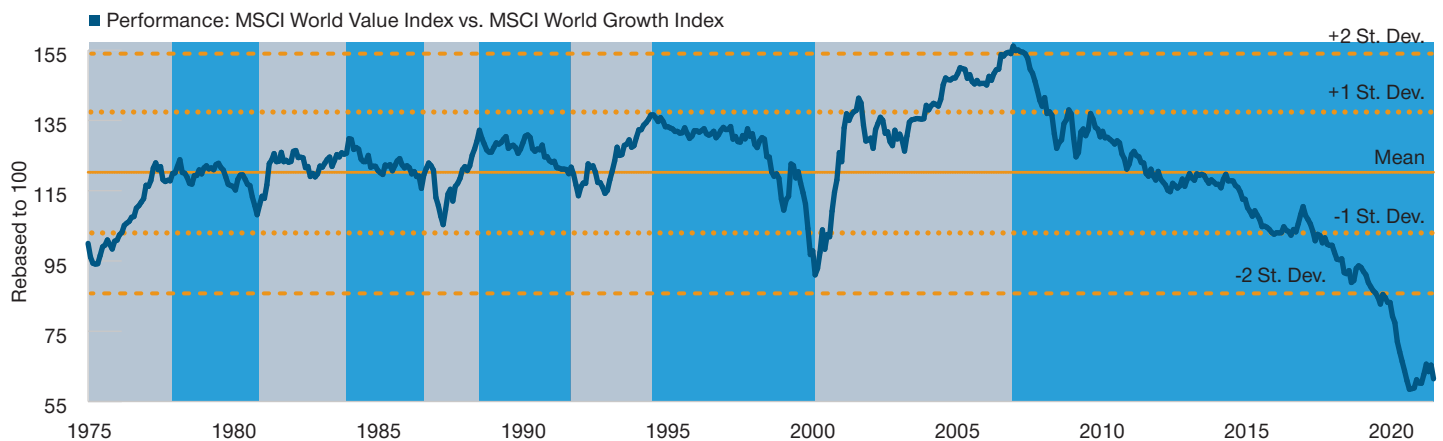
We expect this momentum to be maintained as a combination of lower valuations and better earnings estimates are set to support the rally (Figure 3). This positive backdrop is further enhanced by ongoing fiscal stimulus, massive pent-up demand, and the prospects of fully reopened economies, which should all help maintain earnings growth over the short to medium term.

Even though value has outperformed growth over the last six months, we believe this has just started to shift the

needle in terms of long-term performance. This only represents the early recovery from the extreme valuation spreads seen when the crisis hit. Valuation spreads between growth and value reached unprecedented levels then, in the order of around 4 standard deviations, higher than both the global financial crisis (GFC) and the technology, media and telecoms (TMT) bubble in 1999–2000. Valuation spreads have now moved from these extremes but remain very attractive compared with their normal pattern, at around 1 standard deviation.

Value's Recent Outperformance is Modest in the Longer Term Context

(Fig. 4) After a decade of “growth” dominance, we may be starting to see a reversal



Past performance is not a reliable indicator of future performance.

As of June 30, 2021.

Blue shaded areas represent “growth stocks” outperformance period. Grey shaded areas represent “value stocks” outperformance period.

Sources: MSCI and FactSet. Financial data and analytics provider, FactSet. Copyright 2021 FactSet. All rights reserved (see Additional Disclosures).

“Despite the recent change in fortunes, there are still many areas that offer opportunities.

The performance of value and growth indices shows a similar pattern of recent recovery, but we are still in a position where the attractiveness of value remains. Figure 4 shows the performance differential between the MSCI World Value Index and the MSCI World Growth Index. So far, we have only seen a partial recovery from the deepest and most prolonged period of value underperformance for at least 50 years.

Yield Curve Steepening and Building Inflationary Pressures Favor Value-Oriented Areas of Market

More fundamentally, we have talked in the past about how inflation is needed to deliver a more sustained rotation to value. Here, we see fiscal deficits as a likely source of upward pressure on interest rates and inflation. U.S. consumer prices accelerated by the most in nearly 13 years in May (+5.0% year over year) as pent-up demand combined with higher prices for goods stoked inflationary pressures. While the recent surge in prices can partly be attributed to the low levels of inflation at the start of the coronavirus pandemic, we have also seen a sharp increase in demand for items such as automobiles, hotels, and flights as economies have reopened.

Meanwhile, the already sizable fiscal stimulus that the government has injected into the U.S. economy is being supercharged by President Joe Biden's spending plans. The combination of the American Jobs Plan and the recently announced American Families Plan, the second phase of the “Build Back Better” platform, provides the potential for additional spending on infrastructure and could create the potential for stronger economic growth for a number of years ahead.

The broader investment perspective is whether these plans are a precursor to a permanent shift higher in fiscal spending, and whether they can be financed in a fiscally neutral way or

if it will result in a marked increase in budget deficits over the longer term. If this were to be the case, then the market potentially may focus on the longer-term implications for both interest rates and inflation. Also, if markets were to begin to expect that systematically higher rates of inflation were likely, this could well reverse many of the pronounced market trends that we have seen over the last decade and possibly herald a more prolonged value regime.

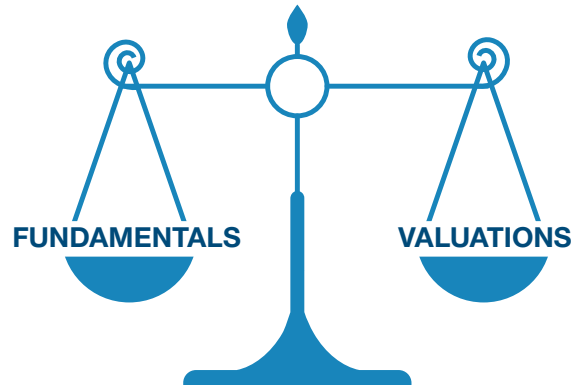
Opportunity Still Exists, With International Markets a Key Focus

Despite the recent change in fortunes, there are still many areas that offer opportunities. With valuations in the U.S. looking a little more expensive, we have been looking to international markets. Markets have often tracked vaccination trends, so weaker vaccination rates have meant that Europe, Japan, and parts of emerging markets have underperformed this year. India is a good example. We expect India to recover in the second half of 2021 as it should emerge from an extremely difficult period of infections. China, meanwhile, also offers the combination of a strong currency, cheap valuations, robust growth, and an increasing market sophistication. Our well-resourced research team, including investment professionals in our new Shanghai office, are helping us to uncover exciting opportunities, particularly in the mid-cap space.

On a sector basis, the reopening of economies is a key focus. Transportation is a good example, with European auto stocks looking attractive, while we also see good value in some airline and aerospace stocks. We also have exposure to the pharmaceutical industry. The industry has been out of favor due to uncertainties around health care reforms in the U.S. Stocks in this space have tended to be defensive and grow more slowly, but valuations are now back at 2011–2012 levels.

Balancing Both Fundamentals and Valuation Appeal Is Critical to Investment Success, Regardless of Investment Style

For investors seeking a balanced portfolio, we believe value is an essential component



“...this rally may only just be beginning and could potentially herald a more sustained shift back toward value...”

A New Decade—Balancing Both Fundamentals and Valuation Appeal Is Crucial to Investment Success

As we look forward, we believe the coming decade will look very different from the last. Markets tend to change significantly every 10 to 15 years. Since the GFC, a prolonged period of secular stagnation has been accompanied by low rates and subdued economic growth. Globally, an increasing move toward populism against a backdrop of rising inequality is widely seen as unsustainable. The pandemic has prompted more aggressive, expansionary fiscal and monetary policies, approaching modern monetary theory. Actions to address inequality and the “green agenda” could also provide impetus for even higher fiscal spending. These changes could help to improve economic growth, which in turn could put upward pressure on both interest rates and inflation. This environment would be favorable for cyclicals, financials, and consumption stocks, to the likely benefit of a value investing approach.

Value investors should, however, not forget the lessons that disruption and technological innovation have had on many traditional industries—a trend that the coronavirus pandemic appears to have accelerated. Innovation has been widespread, disrupting sectors that have been overly represented in value. The sharp recovery rally in value stocks lifted all boats during this early phase, but going forward it will likely be more nuanced.

More fundamentally, we believe it will be crucial to focus on the best companies at the right time in their cycle. The price you pay for each currency of earnings will always matter. Properly balancing fundamentals and valuations remains key. Importantly, with current valuations remaining attractive, an economic recovery in full flow, and earnings delivering above expectations, we believe this rally may only just be beginning and could potentially herald a more sustained shift back toward value as an investment style. For investors seeking a balanced portfolio, we believe value is an essential component of an investment strategy.

Additional Disclosures

Unless otherwise stated, all market data are sourced from FactSet. Financial data and analytics provider FactSet. Copyright 2021 FactSet. All Rights Reserved. MSCI and its affiliates and third party sources and providers (collectively, "MSCI") makes no express or implied warranties or representations and shall have no liability whatsoever with respect to any MSCI data contained herein. The MSCI data may not be further redistributed or used as a basis for other indices or any securities or financial products. This report is not approved, reviewed, or produced by MSCI. Historical MSCI data and analysis should not be taken as an indication or guarantee of any future performance analysis, forecast or prediction. None of the MSCI data is intended to constitute investment advice or a recommendation to make (or refrain from making) any kind of investment decision and may not be relied on as such.

T. Rowe Price focuses on delivering investment management excellence that investors can rely on—now and over the long term.

T.RowePrice[®]

Important Information

This material is being furnished for general informational and/or marketing purposes only. The material does not constitute or undertake to give advice of any nature, including fiduciary investment advice, nor is it intended to serve as the primary basis for an investment decision. Prospective investors are recommended to seek independent legal, financial and tax advice before making any investment decision. T. Rowe Price group of companies including T. Rowe Price Associates, Inc. and/or its affiliates receive revenue from T. Rowe Price investment products and services. **Past performance is not a reliable indicator of future performance.** The value of an investment and any income from it can go down as well as up. Investors may get back less than the amount invested.

The material does not constitute a distribution, an offer, an invitation, a personal or general recommendation or solicitation to sell or buy any securities in any jurisdiction or to conduct any particular investment activity. The material has not been reviewed by any regulatory authority in any jurisdiction.

Information and opinions presented have been obtained or derived from sources believed to be reliable and current; however, we cannot guarantee the sources' accuracy or completeness. There is no guarantee that any forecasts made will come to pass. The views contained herein are as of the date written and are subject to change without notice; these views may differ from those of other T. Rowe Price group companies and/or associates. Under no circumstances should the material, in whole or in part, be copied or redistributed without consent from T. Rowe Price.

The material is not intended for use by persons in jurisdictions which prohibit or restrict the distribution of the material and in certain countries the material is provided upon specific request. It is not intended for distribution to retail investors in any jurisdiction.

Australia—Issued in Australia by T. Rowe Price Australia Limited (ABN: 13 620 668 895 and AFSL: 503741), Level 50, Governor Phillip Tower, 1 Farrer Place, Suite 50B, Sydney, NSW 2000, Australia. For Wholesale Clients only.

Brunei—This material can only be delivered to certain specific institutional investors for informational purpose upon request only. The strategy and/or any products associated with the strategy has not been authorised for distribution in Brunei. No distribution of this material to any member of the public in Brunei is permitted.

Canada—Issued in Canada by T. Rowe Price (Canada), Inc. T. Rowe Price (Canada), Inc.'s investment management services are only available to Accredited Investors as defined under National Instrument 45-106. T. Rowe Price (Canada), Inc. enters into written delegation agreements with affiliates to provide investment management services.

China—This material is provided to specific qualified domestic institutional investor or sovereign wealth fund on a one-on-one basis. No invitation to offer, or offer for, or sale of, the shares will be made in the People's Republic of China ("PRC") (which, for such purpose, does not include the Hong Kong or Macau Special Administrative Regions or Taiwan) or by any means that would be deemed public under the laws of the PRC. The information relating to the strategy contained in this material has not been submitted to or approved by the China Securities Regulatory Commission or any other relevant governmental authority in the PRC. The strategy and/or any product associated with the strategy may only be offered or sold to investors in the PRC that are expressly authorized under the laws and regulations of the PRC to buy and sell securities denominated in a currency other than the Renminbi (or RMB), which is the official currency of the PRC. Potential investors who are resident in the PRC are responsible for obtaining the required approvals from all relevant government authorities in the PRC, including, but not limited to, the State Administration of Foreign Exchange, before purchasing the shares. This document further does not constitute any securities or investment advice to citizens of the PRC, or nationals with permanent residence in the PRC, or to any corporation, partnership, or other entity incorporated or established in the PRC.

DIFC—Issued in the Dubai International Financial Centre by T. Rowe Price International Ltd. This material is communicated on behalf of T. Rowe Price International Ltd. by its representative office which is regulated by the Dubai Financial Services Authority. For Professional Clients only.

EEA ex-UK—Unless indicated otherwise this material is issued and approved by T. Rowe Price (Luxembourg) Management S.à r.l. 35 Boulevard du Prince Henri L-1724 Luxembourg which is authorised and regulated by the Luxembourg Commission de Surveillance du Secteur Financier. For Professional Clients only.

Hong Kong—Issued in Hong Kong by T. Rowe Price Hong Kong Limited, 6/F, Chater House, 8 Connaught Road Central, Hong Kong. T. Rowe Price Hong Kong Limited is licensed and regulated by the Securities & Futures Commission. For Professional Investors only.

Indonesia—This material is intended to be used only by the designated recipient to whom T. Rowe Price delivered; it is for institutional use only. Under no circumstances should the material, in whole or in part, be copied, redistributed or shared, in any medium, without prior written consent from T. Rowe Price. No distribution of this material to members of the public in any jurisdiction is permitted.

Korea—This material is intended only to Qualified Professional Investors upon specific and unsolicited request and may not be reproduced in whole or in part nor can they be transmitted to any other person in the Republic of Korea.

Malaysia—This material can only be delivered to specific institutional investor upon specific and unsolicited request. The strategy and/or any products associated with the strategy has not been authorised for distribution in Malaysia. This material is solely for institutional use and for informational purposes only. This material does not provide investment advice or an offering to make, or an inducement or attempted inducement of any person to enter into or to offer to enter into, an agreement for or with a view to acquiring, disposing of, subscribing for or underwriting securities. Nothing in this material shall be considered a making available of, solicitation to buy, an offering for subscription or purchase or an invitation to subscribe for or purchase any securities, or any other product or service, to any person in any jurisdiction where such offer, solicitation, purchase or sale would be unlawful under the laws of Malaysia.

New Zealand—Issued in New Zealand by T. Rowe Price Australia Limited (ABN: 13 620 668 895 and AFSL: 503741), Level 50, Governor Phillip Tower, 1 Farrer Place, Suite 50B, Sydney, NSW 2000, Australia. No Interests are offered to the public. Accordingly, the Interests may not, directly or indirectly, be offered, sold or delivered in New Zealand, nor may any offering document or advertisement in relation to any offer of the Interests be distributed in New Zealand, other than in circumstances where there is no contravention of the Financial Markets Conduct Act 2013.

Philippines—THE STRATEGY AND/ OR ANY SECURITIES ASSOCIATED WITH THE STRATEGY BEING OFFERED OR SOLD HEREIN HAVE NOT BEEN REGISTERED WITH THE SECURITIES AND EXCHANGE COMMISSION UNDER THE SECURITIES REGULATION CODE. ANY FUTURE OFFER OR SALE OF THE STRATEGY AND/ OR ANY SECURITIES IS SUBJECT TO REGISTRATION REQUIREMENTS UNDER THE CODE, UNLESS SUCH OFFER OR SALE QUALIFIES AS AN EXEMPT TRANSACTION.

Singapore—Issued in Singapore by T. Rowe Price Singapore Private Ltd., No. 501 Orchard Rd, #10-02 Wheelock Place, Singapore 238880. T. Rowe Price Singapore Private Ltd. is licensed and regulated by the Monetary Authority of Singapore. For Institutional and Accredited Investors only.

South Africa—T. Rowe Price International Ltd ("TRPIL") is an authorised financial services provider under the Financial Advisory and Intermediary Services Act, 2002 (FSP Licence Number 31935), authorised to provide "intermediary services" to South African investors.

Switzerland—Issued in Switzerland by T. Rowe Price (Switzerland) GmbH, Talstrasse 65, 6th Floor, 8001 Zurich, Switzerland. For Qualified Investors only.

Taiwan—This does not provide investment advice or recommendations. Nothing in this material shall be considered a solicitation to buy, or an offer to sell, a security, or any other product or service, to any person in the Republic of China.

Thailand—This material has not been and will not be filed with or approved by the Securities Exchange Commission of Thailand or any other regulatory authority in Thailand. The material is provided solely to "institutional investors" as defined under relevant Thai laws and regulations. No distribution of this material to any member of the public in Thailand is permitted. Nothing in this material shall be considered a provision of service, or a solicitation to buy, or an offer to sell, a security, or any other product or service, to any person where such provision, offer, solicitation, purchase or sale would be unlawful under relevant Thai laws and regulations.

UK—This material is issued and approved by T. Rowe Price International Ltd, 60 Queen Victoria Street, London, EC4N 4TZ which is authorised and regulated by the UK Financial Conduct Authority. For Professional Clients only.

USA—Issued in the USA by T. Rowe Price Associates, Inc., 100 East Pratt Street, Baltimore, MD, 21202, which is regulated by the U.S. Securities and Exchange Commission. For Institutional Investors only.

© 2021 T. Rowe Price. All Rights Reserved. T. ROWE PRICE, INVEST WITH CONFIDENCE, and the Bighorn Sheep design are, collectively and/or apart, trademarks of T. Rowe Price Group, Inc.