



Japan Ups the Ante on Corporate Governance and Regulatory Reform

Revised governance codes provide framework
for corporate improvement.



ENVIRONMENTAL



SOCIAL



GOVERNANCE

July 2021

KEY INSIGHTS

- The prioritizing of corporate sector and regulatory reform in Japan has been reflected in improved company performance and returns for investors.
- Revised stewardship and governance codes in Japan provide a road map for companies to become more economically productive and globally competitive.
- The quality of Japanese companies in terms of governance, profitability, and, ultimately, returns paid to investors has continued to visibly improve.

One of the most significant achievements of former Prime Minister Shinzo Abe's "Abenomics" economic reform strategy has been the improvement in Japanese corporate governance standards. The government's prioritizing of corporate sector reform—a policy pursued with equal vigor by new Prime Minister Yoshihide Suga—has been an important influence in boosting Japanese corporate performance, as well as returns for investors. Moreover, the concepts of best practice; robust environmental, social, and governance (ESG) disclosure; and improved stakeholder engagement have been recently highlighted as central to long-term sustainability.

Measuring the impact of governance and regulatory reform is no exact science, but a key aspect of the improvement seen in Japan has been the introduction of stewardship and corporate governance codes, in 2014 and 2015, respectively.

These regulatory guidelines have effectively provided a framework for improvement for Japanese companies—a road map to becoming more economically productive, globally competitive, and better positioned to attract international investment. The recent revision of Japan's Stewardship Code and Corporate Governance Code, in 2020 and 2021, respectively, provides an opportune time to revisit the progress made to date, expectations moving forward, as well as some of our own firsthand engagement experiences with Japanese companies and regulatory bodies alike.

With this in mind, it is worth delving deeper into some of the key areas of regulatory changes, as targeted in the 2020 revision of the Japanese Corporate Governance Code.

1. Independent Directorship

Board independence levels continue to be an area of increasing importance in Japan. Governance codes currently include increased external director



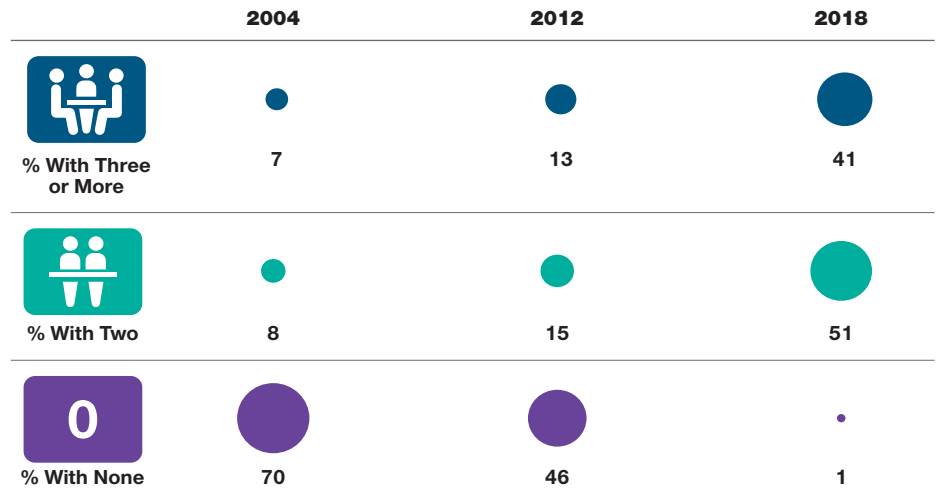
Archibald Ciganer
*Portfolio Manager,
Japan Equity Strategy*



Jocelyn Brown
*Head of Governance,
EMEA and APAC*

Boardroom Independence in Japan Has Improved

(Fig. 1) Percentage of TOPIX-listed companies with independent directors



As of December 2019.

Sources: Corporate Reports, Japan Exchange Group. Data analysis by T. Rowe Price. Most recent data available.

representation on Japanese company boards (at least two independent directors required, with a recommended level of one-third representation) and improved diversity at both senior management and boardroom levels.

Certainly, where director independence is concerned, clear progress has been made, with more than 90% of TOPIX-listed companies boasting two or more independent directors on their boards more recently. Companies are recognizing the value of appointing independent directors, bringing fresh ideas and new skills, and providing a wider, more diverse, range of experience and knowledge. The increase in outside representation is certainly positive and signifies crucial progress in moving Japan closer to global best practices. However, it is not enough on its own. We believe a more holistic approach is necessary, looking at a company's whole governance structure, the separation of powers, and a board that is acting in the best long-term interests of shareholders.

2. Board Diversity

The Japanese Corporate Governance Code includes a direct reference to diversity, stating that boards must have a level of gender and international diversity to ensure they can operate effectively. For our part, at T. Rowe Price, we have also formalized our position on gender diversity within our Proxy Voting policy, a central tenet of which is to generally vote against any Japanese company with no female board representation.

Five years ago, in 2016, the percentage of women directors represented on Japanese company boards was just 4.8%.¹ However, the government has vowed to rectify this situation, targeting certain industries in particular. Greater regulatory demands have been placed on the energy and utilities sectors, for example, where companies continue to lag behind global market peers when it comes to boardroom diversity. Progress is slow, but inroads are clearly being made. In 2020, the percentage of female company directors in Japan has more than doubled, to 10.7%.¹

¹Source: Organization for Economic Co-operation and Development (OECD). OECD Stat database. As of December 2020.

“...Japan’s updated governance codes specifically state that business relationships are no longer a valid rationale for strategic cross-shareholdings.

— Jocelyn Brown
 Head of Governance,
 EMEA and APAC

Beyond the boardroom, greater representation of women in senior management is also being championed by the government, seeing increased female workforce participation as a potential solution to Japan’s demographic shrinkage and a potential boost to productivity (Figure 2). Diversity is an issue that we continue to engage with companies we are invested in about extensively, providing guidance on best practices and the potential benefits to long-term performance, as well as pushing for improved levels of disclosure.

3. Cross-Shareholdings

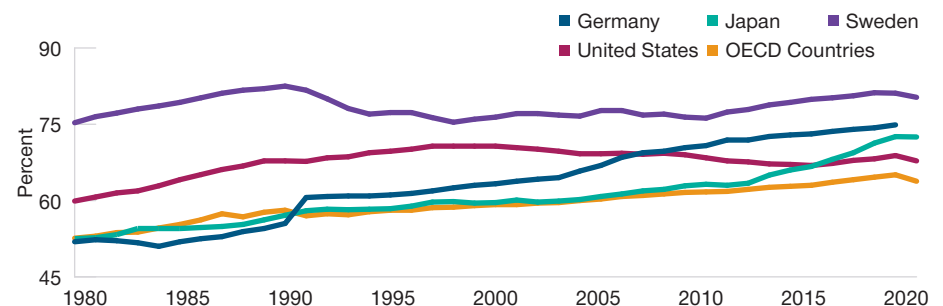
Corporate cross-shareholdings have been directly referenced in the most recent update of the Stewardship Code, calling for additional corporate disclosure on the practice. Capital misallocation and reduced market discipline resulting from complicated company cross-shareholdings have long been viewed as among the most serious corporate governance problems in Japan. It is not uncommon for Japanese companies to own large shareholdings in other companies for reasons unrelated to pure investment purposes, for instance, in order to strengthen relationships with customers, suppliers, or borrowers.

The practice, which is often criticized for supporting underperforming companies, reducing company returns on equity through inefficient capital allocation, and insulating management teams from shareholder interests and engagement, has been under regulatory scrutiny for years. And definite progress has been made. Cross-shareholdings as a percentage of total market capitalization were well above 30% at their peak in the early 1990s, but this level has progressively declined since then and today sits at around 10%.² This positive trend should continue to reduce the protection of underperforming management teams and free locked-up capital so that it can be more efficiently deployed elsewhere.

In our engagement with companies on the cross-shareholding issue, some continue to justify the practice, suggesting that such holdings are essential to maintaining relationships with customers or strengthening relations with key stakeholders. However, Japan’s updated governance codes specifically state that business relationships are no longer a valid rationale for strategic cross-shareholdings.

Japan’s Female Labor Participation Rate (%)

(Fig. 2) Efforts to boost the number of women in the workforce are working



As of December 2020.

Source: OECD. OECD Stat database. 15–64 year age group female labor force participation.

Data analysis by T. Rowe Price.

²Source: Nomura Research. Latest data available. As of December 31, 2016.

“The focus on corporate sector reform has been a key influence in the rise in company earnings and profitability seen in recent years.

— Archibald Ciganer
 Portfolio Manager,
 Japan Equity Strategy

Notably, the Tokyo Stock Exchange has deliberately restructured in order to force directors of companies involved in these cross-shareholding networks to sell down these holdings. Similarly, leading proxy research provider, International Shareholder Services, is implementing strict new voting guidelines against companies that continue to engage in the practice. It has recently detailed plans to vote against management of any companies with more than 20% of net asset value tied up in cross-shareholdings. This marks a step up in action against the practice. Where previously companies just had to disclose cross-shareholding data, they are now being held to account.

While it will take time to eliminate cross-shareholdings completely, with pressure from industry bodies and a regulatory focus on challenging vested interests likely boosting capital efficiency and improving returns potential, the direction of travel is positive.

4. Climate Change and Improved ESG Disclosure

Large institutional investors, and a growing number of activists, are placing ever greater emphasis on climate change in 2021, not only in Japan, but globally. With this in mind, in October 2020,

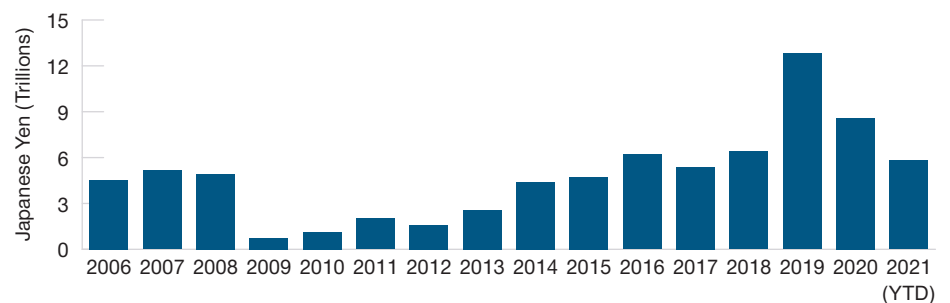
the Japanese government pledged that the country would achieve net zero carbon emissions by 2050. This ambition is similarly reflected in the corporate governance regime. As a result, we are seeing an increase in carbon emissions disclosure from Japanese companies, not yet to the levels displayed in Europe, for example, but a clear improvement, nonetheless. That said, our own engagement with Japanese companies on ESG disclosure reveals an interesting paradox. While Japan leads the world in terms of the number of companies signed up to the Task Force on Climate-Related Financial Disclosures—the globally recognized benchmark—until the recent net zero announcement, most companies’ disclosure reporting was actually fairly average, both in terms of level of detail as well as a lack of actionable items.

Improved Shareholder Returns

The focus on corporate sector reform has been a key influence in the rise in company earnings and profitability seen in recent years. Japanese companies are allocating capital more efficiently; instead of maintaining inefficient balance sheets with high cash stockpiles, companies are putting their sizable reserves to work by buying back shares and paying higher dividends.

Japanese Companies Have Delivered Increased Shareholder Returns

(Fig. 3) Share buybacks announced by TOPIX-listed companies*



As of March 31, 2021.

*Data exclude financials and utilities. Shows cumulative share buybacks net of share issuance. Based on governance reports submitted by mid-July.

Sources: Corporate Reports, TOPIX Index: TOPIX—Tokyo Stock Exchange, Inc. Data analysis by T. Rowe Price.

“
The quality
of Japanese
companies, in terms
of governance
standards,
profitability, and,
ultimately, returns
paid to investors,
has continued to
visibly improve...

— Archibald Ciganer
Portfolio Manager,
Japan Equity Strategy

And evidence of the improvement in shareholder returns is plain to see. The level of share buybacks by Japanese companies reached a record high in 2019, as both regulators and management teams looked to deliver higher returns to shareholders.

A Final Word

The quality of Japanese companies, in terms of governance standards, profitability, and, ultimately, returns paid to investors, has continued to visibly improve, closing the gap with European and U.S. equity markets. Companies have been allocating capital more efficiently, paying higher dividends, and increasing share buybacks, and these improved returns have been attracting greater foreign investment.

We believe this focus on improvement will only gather pace, creating both risks and opportunities for companies as they respond to, or fall behind, the pace of change. We believe that

an active management approach can be quick to identify these potential winners and losers and allocate investment accordingly within an investment portfolio.

At T. Rowe Price, our company engagement programs have always been driven by our fundamental research and supported by local market expertise. In recent years, our research platform has been bolstered by substantial investment in our dedicated ESG research team, which provides proprietary analysis to integrate into our investment decision-making. This provides us with a deeper understanding of potential ESG risks or opportunities in our investment universe and identifies prospects for engagement among our portfolio holdings. Combined with the deep expertise of our nine-member Japanese equity research team, we believe this positions us well to actively respond to the ever-evolving investment needs of our clients.

T. Rowe Price focuses on delivering investment management excellence that investors can rely on—now and over the long term.

Important Information

This material is being furnished for general informational and/or marketing purposes only. The material does not constitute or undertake to give advice of any nature, including fiduciary investment advice, nor is it intended to serve as the primary basis for an investment decision. Prospective investors are recommended to seek independent legal, financial and tax advice before making any investment decision. T. Rowe Price group of companies including T. Rowe Price Associates, Inc. and/or its affiliates receive revenue from T. Rowe Price investment products and services. **Past performance is not a reliable indicator of future performance.** The value of an investment and any income from it can go down as well as up. Investors may get back less than the amount invested.

The material does not constitute a distribution, an offer, an invitation, a personal or general recommendation or solicitation to sell or buy any securities in any jurisdiction or to conduct any particular investment activity. The material has not been reviewed by any regulatory authority in any jurisdiction.

Information and opinions presented have been obtained or derived from sources believed to be reliable and current; however, we cannot guarantee the sources' accuracy or completeness. There is no guarantee that any forecasts made will come to pass. The views contained herein are as of the date written and are subject to change without notice; these views may differ from those of other T. Rowe Price group companies and/or associates. Under no circumstances should the material, in whole or in part, be copied or redistributed without consent from T. Rowe Price.

The material is not intended for use by persons in jurisdictions which prohibit or restrict the distribution of the material and in certain countries the material is provided upon specific request. It is not intended for distribution to retail investors in any jurisdiction.

Australia—Issued in Australia by T. Rowe Price Australia Limited (ABN: 13 620 668 895 and AFSL: 503741), Level 50, Governor Phillip Tower, 1 Farrer Place, Suite 50B, Sydney, NSW 2000, Australia. For Wholesale Clients only.

Brunei—This material can only be delivered to certain specific institutional investors for informational purpose upon request only. The strategy and/or any products associated with the strategy has not been authorised for distribution in Brunei. No distribution of this material to any member of the public in Brunei is permitted.

Canada—Issued in Canada by T. Rowe Price (Canada), Inc. T. Rowe Price (Canada), Inc.'s investment management services are only available to Accredited Investors as defined under National Instrument 45-106. T. Rowe Price (Canada), Inc. enters into written delegation agreements with affiliates to provide investment management services.

China—This material is provided to specific qualified domestic institutional investor or sovereign wealth fund on a one-on-one basis. No invitation to offer, or offer for, or sale of, the shares will be made in the People's Republic of China ("PRC") (which, for such purpose, does not include the Hong Kong or Macau Special Administrative Regions or Taiwan) or by any means that would be deemed public under the laws of the PRC. The information relating to the strategy contained in this material has not been submitted to or approved by the China Securities Regulatory Commission or any other relevant governmental authority in the PRC. The strategy and/or any product associated with the strategy may only be offered or sold to investors in the PRC that are expressly authorized under the laws and regulations of the PRC to buy and sell securities denominated in a currency other than the Renminbi (or RMB), which is the official currency of the PRC. Potential investors who are resident in the PRC are responsible for obtaining the required approvals from all relevant government authorities in the PRC, including, but not limited to, the State Administration of Foreign Exchange, before purchasing the shares. This document further does not constitute any securities or investment advice to citizens of the PRC, or nationals with permanent residence in the PRC, or to any corporation, partnership, or other entity incorporated or established in the PRC.

DIFC—Issued in the Dubai International Financial Centre by T. Rowe Price International Ltd. This material is communicated on behalf of T. Rowe Price International Ltd. by its representative office which is regulated by the Dubai Financial Services Authority. For Professional Clients only.

EEA ex-UK—Unless indicated otherwise this material is issued and approved by T. Rowe Price (Luxembourg) Management S.à r.l. 35 Boulevard du Prince Henri L-1724 Luxembourg which is authorised and regulated by the Luxembourg Commission de Surveillance du Secteur Financier. For Professional Clients only.

Hong Kong—Issued in Hong Kong by T. Rowe Price Hong Kong Limited, 6/F, Chater House, 8 Connaught Road Central, Hong Kong. T. Rowe Price Hong Kong Limited is licensed and regulated by the Securities & Futures Commission. For Professional Investors only.

Indonesia—This material is intended to be used only by the designated recipient to whom T. Rowe Price delivered; it is for institutional use only. Under no circumstances should the material, in whole or in part, be copied, redistributed or shared, in any medium, without prior written consent from T. Rowe Price. No distribution of this material to members of the public in any jurisdiction is permitted.

Korea—This material is intended only to Qualified Professional Investors upon specific and unsolicited request and may not be reproduced in whole or in part nor can they be transmitted to any other person in the Republic of Korea.

Malaysia—This material can only be delivered to specific institutional investor upon specific and unsolicited request. The strategy and/or any products associated with the strategy has not been authorised for distribution in Malaysia. This material is solely for institutional use and for informational purposes only. This material does not provide investment advice or an offering to make, or an inducement or attempted inducement of any person to enter into or to offer to enter into, an agreement for or with a view to acquiring, disposing of, subscribing for or underwriting securities. Nothing in this material shall be considered a making available of, solicitation to buy, an offering for subscription or purchase or an invitation to subscribe for or purchase any securities, or any other product or service, to any person in any jurisdiction where such offer, solicitation, purchase or sale would be unlawful under the laws of Malaysia.

New Zealand—Issued in New Zealand by T. Rowe Price Australia Limited (ABN: 13 620 668 895 and AFSL: 503741), Level 50, Governor Phillip Tower, 1 Farrer Place, Suite 50B, Sydney, NSW 2000, Australia. No Interests are offered to the public. Accordingly, the Interests may not, directly or indirectly, be offered, sold or delivered in New Zealand, nor may any offering document or advertisement in relation to any offer of the Interests be distributed in New Zealand, other than in circumstances where there is no contravention of the Financial Markets Conduct Act 2013.

Philippines—THE STRATEGY AND/ OR ANY SECURITIES ASSOCIATED WITH THE STRATEGY BEING OFFERED OR SOLD HEREIN HAVE NOT BEEN REGISTERED WITH THE SECURITIES AND EXCHANGE COMMISSION UNDER THE SECURITIES REGULATION CODE. ANY FUTURE OFFER OR SALE OF THE STRATEGY AND/ OR ANY SECURITIES IS SUBJECT TO REGISTRATION REQUIREMENTS UNDER THE CODE, UNLESS SUCH OFFER OR SALE QUALIFIES AS AN EXEMPT TRANSACTION.

Singapore—Issued in Singapore by T. Rowe Price Singapore Private Ltd., No. 501 Orchard Rd, #10-02 Wheelock Place, Singapore 238880. T. Rowe Price Singapore Private Ltd. is licensed and regulated by the Monetary Authority of Singapore. For Institutional and Accredited Investors only.

South Africa—T. Rowe Price International Ltd ("TRPIL") is an authorised financial services provider under the Financial Advisory and Intermediary Services Act, 2002 (FSP Licence Number 31935), authorised to provide "intermediary services" to South African investors.

Switzerland—Issued in Switzerland by T. Rowe Price (Switzerland) GmbH, Talstrasse 65, 6th Floor, 8001 Zurich, Switzerland. For Qualified Investors only.

Taiwan—This does not provide investment advice or recommendations. Nothing in this material shall be considered a solicitation to buy, or an offer to sell, a security, or any other product or service, to any person in the Republic of China.

Thailand—This material has not been and will not be filed with or approved by the Securities Exchange Commission of Thailand or any other regulatory authority in Thailand. The material is provided solely to "institutional investors" as defined under relevant Thai laws and regulations. No distribution of this material to any member of the public in Thailand is permitted. Nothing in this material shall be considered a provision of service, or a solicitation to buy, or an offer to sell, a security, or any other product or service, to any person where such provision, offer, solicitation, purchase or sale would be unlawful under relevant Thai laws and regulations.

UK—This material is issued and approved by T. Rowe Price International Ltd, 60 Queen Victoria Street, London, EC4N 4TZ which is authorised and regulated by the UK Financial Conduct Authority. For Professional Clients only.

USA—Issued in the USA by T. Rowe Price Associates, Inc., 100 East Pratt Street, Baltimore, MD, 21202, which is regulated by the U.S. Securities and Exchange Commission. For Institutional Investors only.

© 2021 T. Rowe Price. All Rights Reserved. T. ROWE PRICE, INVEST WITH CONFIDENCE, and the Bighorn Sheep design are, collectively and/or apart, trademarks of T. Rowe Price Group, Inc.