




Four Keys to Tackling the Green Bond Boom

Increased issuance means more buy-side diligence is needed.

June 2021

KEY INSIGHTS

- Green bonds, debt devoted to financing environmentally friendly projects, has been the cornerstone of environmental, social, and governance issuance's growth over the last few years.
- The growth in the market has highlighted several problems, however, including a lack of uniform global standards, as well as the risk of "greenwashing."
- As the market matures, we believe it will reward companies with ambitious and credible green frameworks.



Matt Lawton
*Sector Portfolio Manager,
Fixed Income*

The extraordinary growth of debt issuance with an environmental, social, and governance (ESG) focus over the last few years has brought responsible investing to the forefront of fixed income management, with the increase in issuance of "green" bonds—debt attached to environmentally conscious projects—being a major driving force behind this, in particular. The development of the market has provided a significant opportunity for managers, with access to a range of highly sought after, ecologically minded projects as well as new opportunities to find sources of yield.

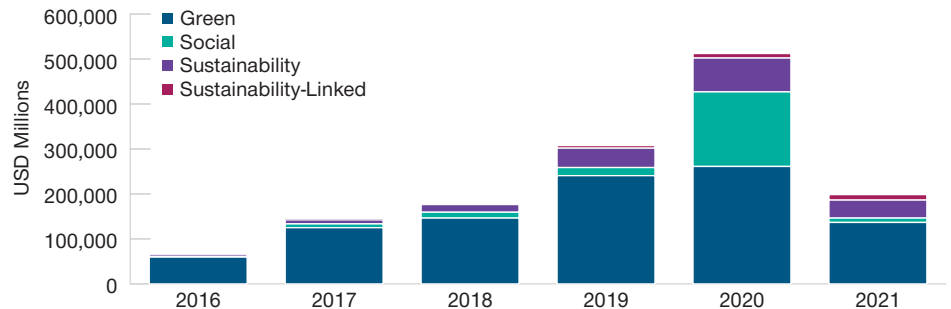
The segment's growing popularity, however, belies several unique challenges that managers face when addressing the green bond market. Despite appearing to carry a well-established premium compared

with vanilla bonds, for instance, the market as a whole lacks enforceable and concrete standards around criteria such as labeling and reporting. In addition, the wide spectrum of what constitutes "green" leaves the market open to greenwashing, with companies able to issue bonds certified green across very broad definitions. Governance problems, stemming from bonds being tied to projects rather than companies, is also an issue.

As the market grows, we are likely to see more events that will give managers pause for thought. In order to help navigate these pitfalls, investors should take a long-term approach to their security selection on the conviction that, over time, we believe companies that showcase consistent commitment to green practices will be rewarded.

Green Bonds Have Historically Dominated ESG Issuance

(Fig. 1) First quarter 2021 green issuance almost outstripped the entirety of 2017



As of March 31, 2021.

Source: Bloomberg Finance L.P.

Green bonds are issues where proceeds are used to finance or refinance specifically climate-related or environmental projects. Social bonds are issues where proceeds are used to finance or refinance projects specifically aimed at creating positive social outcomes in communities. Sustainability bonds are issues where proceeds are used to finance or refinance a combination of green and social projects or activities. Sustainability-linked bonds are structurally linked to the issuer's achievement of climate or broader sustainable development goals.

Green Bonds Driving ESG Debt Boom

Despite the need for job creation projects sparking a boom in social-related issuance last year, green bonds have largely dominated the ESG space in recent times. In U.S. dollar terms, green bonds made up between 70% and 85% of total ESG-related issuance each year from 2016 to 2019. And while social took the top spot last year, driven largely by securities issued under the European Union's temporary Support to mitigate Unemployment Risks in an Emergency (SURE) program, an initiative to help member states combat the negative impact of the coronavirus pandemic, figures in the green space are still rising on an absolute basis. This year, more than USD 117 billion was issued in the first quarter alone. Considering that USD 120.9 billion in green bonds was issued in the entirety of 2017, the pathway for the asset class's continued growth is apparent.

The increasingly diverse nature of the green bond market could also support its continued growth. Although financials, utilities, and sovereign issuance largely dominate the space, the rising number of issues from other

sectors may be a sign of the maturation of the asset class. The first quarter of 2021 saw green bond issuance across 10 different corporate sectors in the period, a record number over the last five years, alongside rising dollar value. Recent high-profile examples of new-to-market corporate issuers include Daimler, Volkswagen, and Volvo, which all issued inaugural green bonds within two months of each other in late 2020.

The rise of green bond issuance comes at a time when demand for ESG securities is insatiable. However, this perfect storm of booming supply and demand could come at a cost if investors are not careful. In particular, the complexity of what green bond issuers are bringing to market is often underrepresented, in our view, and could lead to some unwelcome surprises for investors down the line.

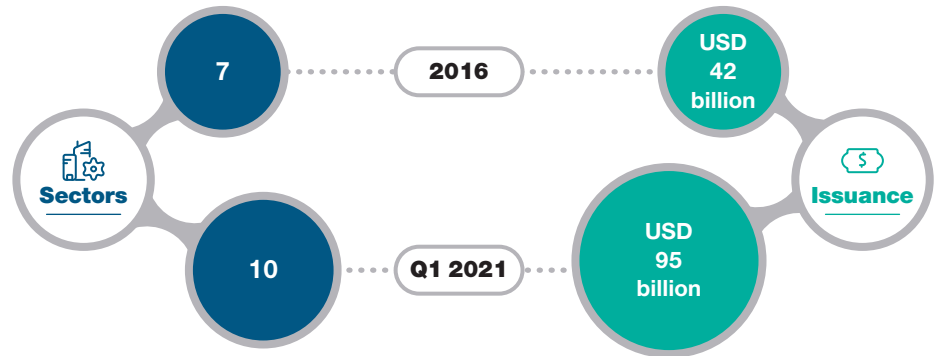
ESG Debt Requires Deeper Analysis

One risk some investors run is not applying an adequate level of diligence on the bonds, which can stem from two facets. On the one hand, as investor demand grows, so do their allocation allowances for green-graded securities. Over time, this could create a dynamic

“The increasingly diverse nature of the green bond market could also support its continued growth.”

Corporate Green Bond Issuance Is Growing and Diversifying

(Fig. 2) First quarter issuance outstripped the entirety of 2016



As of March 31, 2021.
Source: Bloomberg Finance L.P.

“...the complexity of what green bond issuers are bringing to market is often underrepresented, in our view, and could lead to some unwelcome surprises for investors down the line.”

where the set allocation is too large for a single investor to adequately scrutinize targeted credits. This could potentially lead investors to purchase “green-washed” bonds—securities that are ESG labeled but are in fact issued for financial rather than environmentally friendly purposes.

Away from dynamics, the analysis of the bond itself is also key, and, in particular, understanding that the bond is tied to a green project, not to the company. While on the surface this may appear immaterial, it could give rise to some form of cognitive dissonance between a firm’s climate-friendly proposal and its business practices as a whole. For example, funding a project aimed at reducing carbon emissions may be an attractive proposition, but how much value does it really hold if the company behind it has seen total emissions rise year on year?

On a more practical level, failing to account for this separation between bond, project, and company can have dire consequences for investors. A recent example is the green bonds issued by the Mexico City Airport Trust to finance a new airport for the country’s capital in 2016 and 2017. The trust raised USD 6 billion, with the debt even earning green evaluations from

Moody’s and S&P. However, in 2018, the newly elected Mexican government stopped construction at the airport. Green downgrades followed from the likes of Moody’s, however, the bonds still retain a green label, despite not funding an eligible green project.

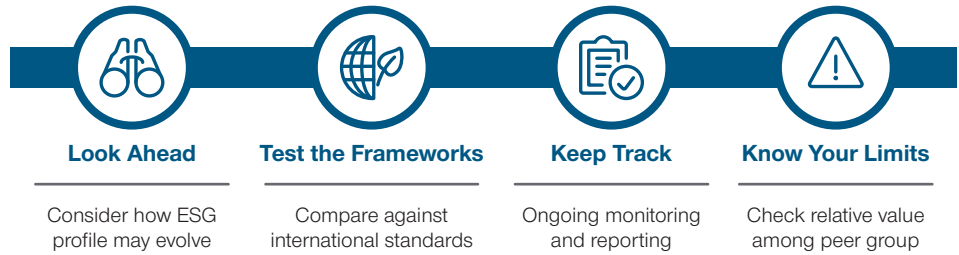
Another example is RWE-owned renewable energy firm Innogy, which issued a green bond in 2017. The EUR 850 million in proceeds from the issue was slated to be used to refinance five European wind farms. The following year, however, a deal struck by RWE and rival E.ON saw Innogy and most of its liabilities move to the latter; however, the wind farms remained under the auspices of RWE. Innogy’s proceeds were eventually reallocated to renewable grid projects, but regardless, the situation highlights how relatively easily green bond projects can become divorced from their financial home.

Standards Need Improving

The above is compounded by a lack of clarity and enforcement of standards on an international level. While levels of diligence and oversight do exist, including guidelines from the International Capital Market Association (ICMA), an expanded climate bonds initiative aligned with

Guidrails for Entering the Green Bond Market

(Fig. 3) The sector's complexities demand a long-term approach



“In our view, approaching the green bond space is about looking beyond the label, marrying fundamental research with a collaborative mindset.”

the Paris Agreement building on ICMA's principles, and EU-set standards and taxonomy on green bonds, these measures are still only voluntary. In addition, while sustainable ratings agencies do provide a degree of scrutiny, some charge fees to companies to provide an ESG rating, creating an inherent conflict of interest.

All of this is compounded by who labels a bond green in the first place; all ESG bonds, not just green, are self-labeled, meaning that for a bond to be categorized as such, an issuer simply has to label it as so at issuance. While the existence of certain standards and ratings do alleviate some of the inherent risks around bonds declared green by their own issuers, we believe there is still a way to go before the market can have full faith in a set of enforceable rules and regulations governing green-labeled securities.

Same Risk, Likely More Cost

Alongside these factors, investors also need to consider whether they are willing to pay the additional cost often associated with buying into green bonds rather than a vanilla equivalent. This so-called greenium occurs despite the fact that, structurally, there isn't a difference between an issuer's green and non-green bonds; on the surface, they each carry the same risk. This is visible in several markets but is particularly acute in the U.S., where green bonds with maturities longer than 10 years have priced, on average,

around 10 basis points tighter than their non-green equivalents. Given the issues we have outlined regarding the green label, this may be a cause for consternation among investors.

Looking Beyond the Green Bond Label

For investors, therefore, it's vital to consider these factors when assessing points of entry into green bonds. The market can offer opportunity; however, a lack of investigation and preparation could lead to problems.

In our view, approaching the green bond space is about looking beyond the label, marrying fundamental research with a collaborative mindset. With this in mind, we believe the following are some of the main priorities to keep in mind when eyeing investments in environmentally focused debt.

Look ahead. Analyzing the ESG profile of a company at the present time is only half the battle. To help aid security selection, investors should aim to project how a company's ESG profile is likely to evolve in the future, rather than how it exists in a vacuum.

Test the frameworks. Given the risk of greenwashing, it's important to assess how an issuer's own green bond frameworks line up with existing international standards to identify just how green a bond is. Opinions from second parties could also be sought.

Keep track. Ongoing monitoring and reporting after issuance can help ensure that companies follow through on their commitments. Analyzing the use of proceeds—from credibility and ambition at the roadshow through to the reality of usage as time passes—also helps to establish a company’s track record on how serious it is about ESG.

Know your limits. While going green is a focus, it is important to remember that hunting for relative value among a peer group is also key, particularly with the greenium typically making valuations even richer.

ESG-conscious investing is now firmly embedded in the fixed income space. While the rise of green bonds does testify to this, the overwhelming supply and demand dynamics have created an environment that can be exploited by issuers looking to undermine the noble aims of climate-conscious investing. However, we believe the market will, in the long term, reward issuers who present credible and ambitious green frameworks, and investors should have this in mind when selecting securities.

The specific securities identified and described are for informational purposes only and do not represent recommendations.

T. Rowe Price focuses on delivering investment management excellence that investors can rely on—now and over the long term.

T.RowePrice[®]

Important Information

This material is being furnished for general informational and/or marketing purposes only. The material does not constitute or undertake to give advice of any nature, including fiduciary investment advice, nor is it intended to serve as the primary basis for an investment decision. Prospective investors are recommended to seek independent legal, financial and tax advice before making any investment decision. T. Rowe Price group of companies including T. Rowe Price Associates, Inc. and/or its affiliates receive revenue from T. Rowe Price investment products and services. **Past performance is not a reliable indicator of future performance.** The value of an investment and any income from it can go down as well as up. Investors may get back less than the amount invested.

The material does not constitute a distribution, an offer, an invitation, a personal or general recommendation or solicitation to sell or buy any securities in any jurisdiction or to conduct any particular investment activity. The material has not been reviewed by any regulatory authority in any jurisdiction.

Information and opinions presented have been obtained or derived from sources believed to be reliable and current; however, we cannot guarantee the sources' accuracy or completeness. There is no guarantee that any forecasts made will come to pass. The views contained herein are as of the date written and are subject to change without notice; these views may differ from those of other T. Rowe Price group companies and/or associates. Under no circumstances should the material, in whole or in part, be copied or redistributed without consent from T. Rowe Price.

The material is not intended for use by persons in jurisdictions which prohibit or restrict the distribution of the material and in certain countries the material is provided upon specific request. It is not intended for distribution to retail investors in any jurisdiction.

Australia—Issued in Australia by T. Rowe Price Australia Limited (ABN: 13 620 668 895 and AFSL: 503741), Level 50, Governor Phillip Tower, 1 Farrer Place, Suite 50B, Sydney, NSW 2000, Australia. For Wholesale Clients only.

Brunei—This material can only be delivered to certain specific institutional investors for informational purpose upon request only. The strategy and/or any products associated with the strategy has not been authorised for distribution in Brunei. No distribution of this material to any member of the public in Brunei is permitted.

Canada—Issued in Canada by T. Rowe Price (Canada), Inc. T. Rowe Price (Canada), Inc.'s investment management services are only available to Accredited Investors as defined under National Instrument 45-106. T. Rowe Price (Canada), Inc. enters into written delegation agreements with affiliates to provide investment management services.

China—This material is provided to specific qualified domestic institutional investor or sovereign wealth fund on a one-on-one basis. No invitation to offer, or offer for, or sale of, the shares will be made in the People's Republic of China ("PRC") (which, for such purpose, does not include the Hong Kong or Macau Special Administrative Regions or Taiwan) or by any means that would be deemed public under the laws of the PRC. The information relating to the strategy contained in this material has not been submitted to or approved by the China Securities Regulatory Commission or any other relevant governmental authority in the PRC. The strategy and/or any product associated with the strategy may only be offered or sold to investors in the PRC that are expressly authorized under the laws and regulations of the PRC to buy and sell securities denominated in a currency other than the Renminbi (or RMB), which is the official currency of the PRC. Potential investors who are resident in the PRC are responsible for obtaining the required approvals from all relevant government authorities in the PRC, including, but not limited to, the State Administration of Foreign Exchange, before purchasing the shares. This document further does not constitute any securities or investment advice to citizens of the PRC, or nationals with permanent residence in the PRC, or to any corporation, partnership, or other entity incorporated or established in the PRC.

DIFC—Issued in the Dubai International Financial Centre by T. Rowe Price International Ltd. This material is communicated on behalf of T. Rowe Price International Ltd. by its representative office which is regulated by the Dubai Financial Services Authority. For Professional Clients only.

EEA ex-UK—Unless indicated otherwise this material is issued and approved by T. Rowe Price (Luxembourg) Management S.à r.l. 35 Boulevard du Prince Henri L-1724 Luxembourg which is authorised and regulated by the Luxembourg Commission de Surveillance du Secteur Financier. For Professional Clients only.

Hong Kong—Issued in Hong Kong by T. Rowe Price Hong Kong Limited, 6/F, Chater House, 8 Connaught Road Central, Hong Kong. T. Rowe Price Hong Kong Limited is licensed and regulated by the Securities & Futures Commission. For Professional Investors only.

Indonesia—This material is intended to be used only by the designated recipient to whom T. Rowe Price delivered; it is for institutional use only. Under no circumstances should the material, in whole or in part, be copied, redistributed or shared, in any medium, without prior written consent from T. Rowe Price. No distribution of this material to members of the public in any jurisdiction is permitted.

Korea—This material is intended only to Qualified Professional Investors upon specific and unsolicited request and may not be reproduced in whole or in part nor can they be transmitted to any other person in the Republic of Korea.

Malaysia—This material can only be delivered to specific institutional investor upon specific and unsolicited request. The strategy and/or any products associated with the strategy has not been authorised for distribution in Malaysia. This material is solely for institutional use and for informational purposes only. This material does not provide investment advice or an offering to make, or an inducement or attempted inducement of any person to enter into or to offer to enter into, an agreement for or with a view to acquiring, disposing of, subscribing for or underwriting securities. Nothing in this material shall be considered a making available of, solicitation to buy, an offering for subscription or purchase or an invitation to subscribe for or purchase any securities, or any other product or service, to any person in any jurisdiction where such offer, solicitation, purchase or sale would be unlawful under the laws of Malaysia.

New Zealand—Issued in New Zealand by T. Rowe Price Australia Limited (ABN: 13 620 668 895 and AFSL: 503741), Level 50, Governor Phillip Tower, 1 Farrer Place, Suite 50B, Sydney, NSW 2000, Australia. No Interests are offered to the public. Accordingly, the Interests may not, directly or indirectly, be offered, sold or delivered in New Zealand, nor may any offering document or advertisement in relation to any offer of the Interests be distributed in New Zealand, other than in circumstances where there is no contravention of the Financial Markets Conduct Act 2013.

Philippines—THE STRATEGY AND/ OR ANY SECURITIES ASSOCIATED WITH THE STRATEGY BEING OFFERED OR SOLD HEREIN HAVE NOT BEEN REGISTERED WITH THE SECURITIES AND EXCHANGE COMMISSION UNDER THE SECURITIES REGULATION CODE. ANY FUTURE OFFER OR SALE OF THE STRATEGY AND/ OR ANY SECURITIES IS SUBJECT TO REGISTRATION REQUIREMENTS UNDER THE CODE, UNLESS SUCH OFFER OR SALE QUALIFIES AS AN EXEMPT TRANSACTION.

Singapore—Issued in Singapore by T. Rowe Price Singapore Private Ltd., No. 501 Orchard Rd, #10-02 Wheelock Place, Singapore 238880. T. Rowe Price Singapore Private Ltd. is licensed and regulated by the Monetary Authority of Singapore. For Institutional and Accredited Investors only.

South Africa—T. Rowe Price International Ltd ("TRPIL") is an authorised financial services provider under the Financial Advisory and Intermediary Services Act, 2002 (FSP Licence Number 31935), authorised to provide "intermediary services" to South African investors.

Switzerland—Issued in Switzerland by T. Rowe Price (Switzerland) GmbH, Talstrasse 65, 6th Floor, 8001 Zurich, Switzerland. For Qualified Investors only.

Taiwan—This does not provide investment advice or recommendations. Nothing in this material shall be considered a solicitation to buy, or an offer to sell, a security, or any other product or service, to any person in the Republic of China.

Thailand—This material has not been and will not be filed with or approved by the Securities Exchange Commission of Thailand or any other regulatory authority in Thailand. The material is provided solely to "institutional investors" as defined under relevant Thai laws and regulations. No distribution of this material to any member of the public in Thailand is permitted. Nothing in this material shall be considered a provision of service, or a solicitation to buy, or an offer to sell, a security, or any other product or service, to any person where such provision, offer, solicitation, purchase or sale would be unlawful under relevant Thai laws and regulations.

UK—This material is issued and approved by T. Rowe Price International Ltd, 60 Queen Victoria Street, London, EC4N 4TZ which is authorised and regulated by the UK Financial Conduct Authority. For Professional Clients only.

USA—Issued in the USA by T. Rowe Price Associates, Inc., 100 East Pratt Street, Baltimore, MD, 21202, which is regulated by the U.S. Securities and Exchange Commission. For Institutional Investors only.

© 2021 T. Rowe Price. All rights reserved. T. ROWE PRICE, INVEST WITH CONFIDENCE, and the bighorn sheep design are, collectively and/or apart, trademarks or registered trademarks of T. Rowe Price Group, Inc.