










**CYBERSECURITY**

# Reduce the Risk: Cybersecurity Checklist

Follow these steps to safeguard your digital information and protect yourself from falling victim to cybercrime.

-  Don't open unknown email or text attachments and links. And don't reply to unsolicited emails and messages about financial matters (such as investments).
-  Look at the URL of an email that seems suspicious. If the URL seems strange in any way (misspellings, for example), don't respond.
-  Call or text the supposed sender at a familiar number and ask them if they contacted you. Never use numbers provided in the email or text.
-  Never provide personal or account information if you receive an unexpected call from someone claiming to be from a financial institution.
-  Be selective about what you post and who you connect with on social media. For example, only accept friend requests from people you know.
-  Check the privacy and security settings on websites, apps, and smartphones.
-  Remember to have an up-to-date anti-virus program installed on your laptop or home computer and install new security patches to protect against the latest threats.